

## Background

Position	Name
Superintendent	Bertrand Dupain
Board Chair	Marie-France Lapierre
Secretary-Treasurer	Sylvain Allison
MLA	N/A
Trustees:	Gaétan Desrochers
	Roger Hébert
	Robert Joncas
	Trish Kolber
	Marc-André Ouellette
	Sonia Thibeault

## Student Enrolment (2017/18)

Elementary	Secondary	Graduated Adult Students	Total
4,736	1,204	-	5,940

## Public School Count (2017/18)

Elementary	Elementary Junior Secondary	Elementary-Secondary	Junior Secondary	Secondary	Total
20	6	6	1	7	40

## Class Size

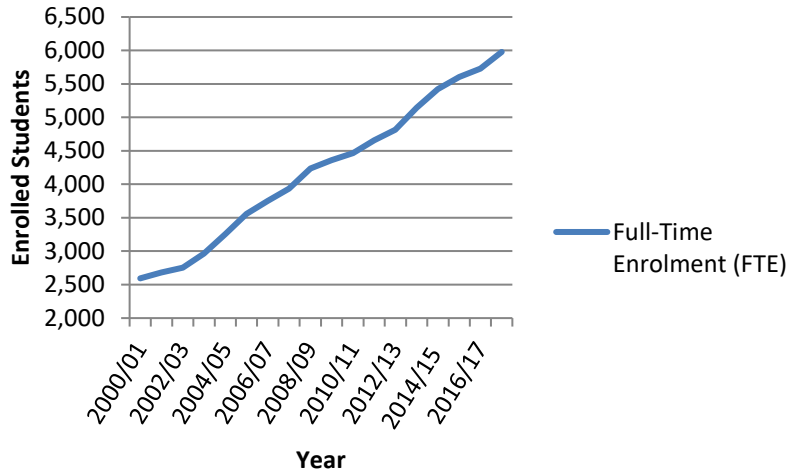
There were 2 (20%) more classes with more than 30 students in 2017/18 (12 classes) than in 2005/06 (10 classes).

## Enrolment and Funding

Year	September	Full-Year		
	Enrolment (FTE)	Enrolment (FTE)	Operating Funding	Per Pupil
2000/01	2,594	2,594	\$26,717,877	\$10,300
2001/02	2,683	2,683	\$27,261,375	\$10,162
2002/03	2,753	2,753	\$27,872,824	\$10,126
2003/04	2,963	2,963	\$29,239,905	\$9,868
2004/05	3,256	3,256	\$31,854,094	\$9,782
2005/06	3,557	3,557	\$36,303,351	\$10,208
2006/07	3,746	3,752	\$44,502,505	\$11,860
2007/08	3,915	3,934	\$48,936,498	\$12,440
2008/09	4,172	4,235	\$52,589,055	\$12,419
2009/10	4,302	4,360	\$55,622,183	\$12,759
2010/11	4,401	4,466	\$58,558,397	\$13,112
2011/12	4,610	4,659	\$60,516,486	\$12,990
2012/13	4,758	4,813	\$63,369,882	\$13,167
2013/14	5,084	5,146	\$67,232,722	\$13,066
2014/15	5,375	5,420	\$70,129,207	\$12,939
2015/16	5,558	5,602	\$73,369,966	\$13,096
2016/17	5,706	5,729	\$75,721,435	\$13,218
2017/18	5,970	5,982	\$80,009,178	\$13,374
2018/19 Estimated	6,109	6,125	\$83,945,228	\$13,706

One-Time Funding	
2001/02	\$574,836
2002/03	\$244,746
2003/04	\$163,295
2004/05	\$170,583
2005/06	\$33,400
2006/07	\$1,873,008
2007/08	\$0
2008/09	\$0
2009/10	\$0
2010/11	\$0
2011/12	\$0
2014/15 (labour settlements)	\$1,015,926
<b>Total</b>	<b>\$4,075,794</b>

### SD93 Enrolment Trends



### Accumulated Operating Fund Surplus/(Deficit)

2008	\$7,132,335
2009	\$5,793,403
2010	\$4,242,349
2011	\$1,853,493
2012	\$2,680,336
2013	\$1,837,208
2014	\$1,058,719
2015	\$1,278,216
2016	\$2,131,403
2017	\$1,727,361
2018	\$1,639,664

### Capacity Utilization

2016/17 ACTUAL ENROLMENT				OPERATING CAPACITY				PERCENT UTILIZATION
K	ELEM	MIDDLE	SEC	K	ELEM	MIDDLE	SEC	TOTAL
166	911	-	217	171	3,412	-	1,350	26.2%

## Enrolment by Grade

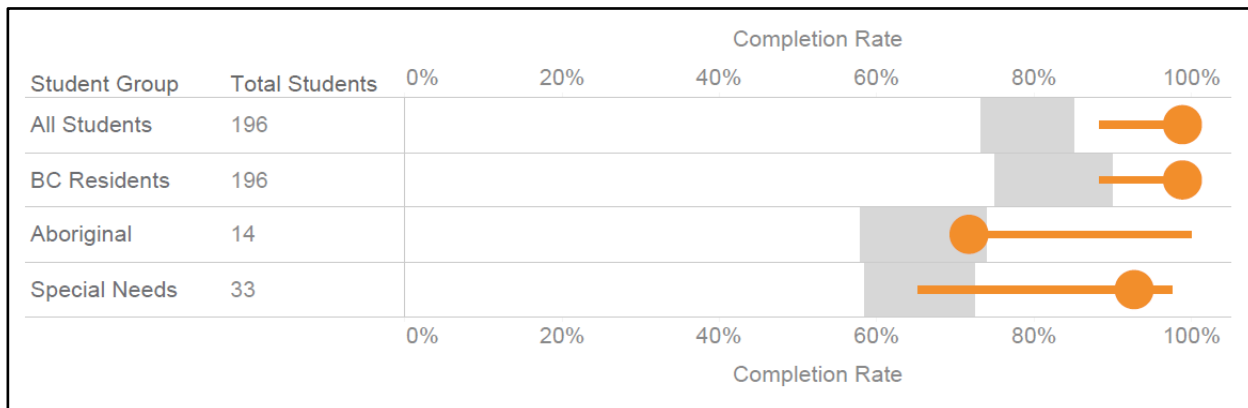
### Number of Students Across All Grades 2017/2018 School District 93 - Conseil scolaire francophone

Student Group	K	1	2	3	4	5	6	7	8	9	10	11	12	Total
All Students	642	658	624	656	632	562	524	438	296	289	228	207	184	5,940
Aboriginal Students	45	59	49	64	53	54	46	50	21	29	24	18	22	534
Students with Special Needs	18	31	44	56	56	64	63	56	41	38	37	31	12	547

\*Other includes elementary ungraded, secondary ungraded, and graduated adults in the school system

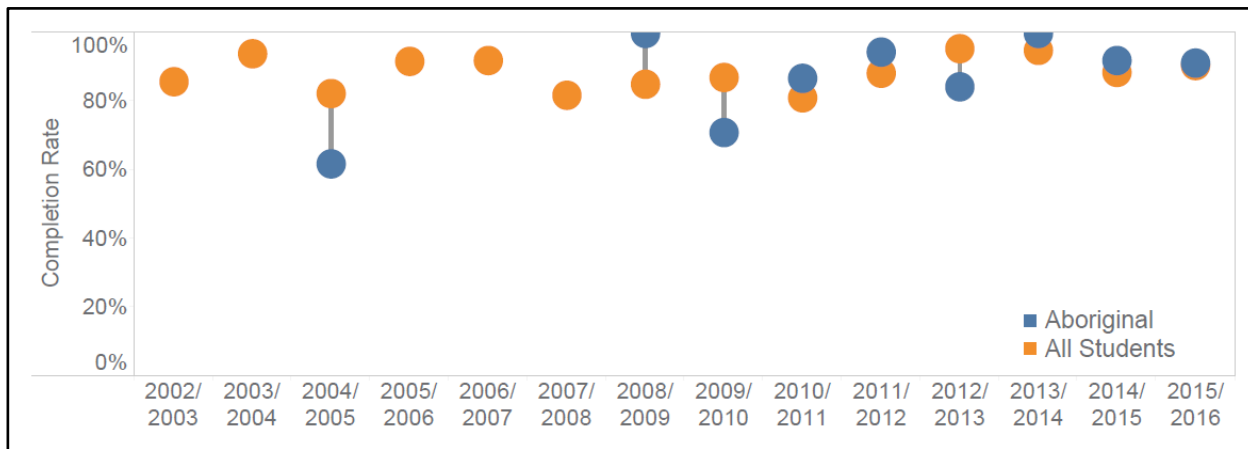
Source: <http://www.bced.gov.bc.ca/reporting/systemperformance/?evidence=contextual-information&sd=093>

## Completion Rates 2016-17



Source: <http://www.bced.gov.bc.ca/reporting/systemperformance/pdf/Enhanced-School-District-Report-for-SD093.pdf>

## Completion Rates Over Time for Aboriginal and All Students



Source <http://www.bced.gov.bc.ca/reporting/systemperformance/pdf/Enhanced-School-District-Report-for-SD093.pdf>

## Enrolment by School and Grade\*

School Name	Principal	Grades	Total	K	Gr 1	Gr 2	Gr 3	Gr 4	Gr 5	Gr 6	Gr 7	Gr 8	Gr 9	Gr 10	Gr 11	Gr 12
Secondaire Brooks	M Vincent Bergeron	10-12	20	0	0	0	0	0	0	0	0	0	0	7	5	8
Secondaire Jules-Verne	M Eric Leclerc	7-12	314	0	0	0	0	0	0	0	87	36	57	43	58	33
Secondaire Chatelech	Mme Cecile Desgagne	8-12	35	0	0	0	0	0	0	0	0	3	9	11	6	6
Secondaire de Nanaimo	Mme Chantal Bernier	8-12	50	0	0	0	0	0	0	0	0	11	14	7	10	8
Secondaire Duchess-Park	Mme Dolores Patenaude	8-12	43	0	0	0	0	0	0	0	0	5	14	5	8	11
Secondaire de Nelson	Mme Sylvie Mazerolle	9-10	15	0	0	0	0	0	0	0	0	0	10	5	0	0
Secondaire Carihi	Mr. Marc Vezina	9-12	18	0	0	0	0	0	0	0	0	0	7	3	5	3
Secondaire de Penticton	M Sylvain Laroche	9-12	43	0	0	0	0	0	0	0	0	0	13	13	5	12
Au Coeur de L'île	Mme Jeanne Musuku	K-12	274	31	38	31	28	29	16	28	23	15	11	9	11	4
de l'Anse-au-sable	Mme Fariba Daragahi	K-12	224	34	26	23	30	8	24	14	15	16	11	9	7	7
des Pionniers-de-Maillardville	Mme Lorraine Vaillancourt	K-12	642	72	67	58	64	73	53	40	46	43	44	34	20	28
Gabrielle-Roy	M Claude Martin	K-12	602	51	58	56	56	48	44	46	38	40	41	42	41	41
Victor-Brodeur	Mme Pascale Bernier	K-12	671	48	62	53	70	61	73	56	64	62	29	39	31	23
Beausoleil	Mme Marie-Claude Carrier	K-3	43	18	13	5	7	0	0	0	0	0	0	0	0	0
Ecole Henderson	Mme Samantha Gatti	K-4	57	9	10	15	15	8	0	0	0	0	0	0	0	0
Anne-Hebert	Mme Johanne Asselin	K-6	463	76	70	68	72	64	62	51	0	0	0	0	0	0
des Sept-sommets	Mme Marie-Josée Beaulieu	K-6	64	9	12	7	11	12	5	8	0	0	0	0	0	0
Jack-Cook	Mme Josee Langlois	K-6	41	8	6	8	6	3	5	5	0	0	0	0	0	0
La Verendrye	Mme Marie-Claude Gilbert	K-6	63	10	14	8	11	6	7	7	0	0	0	0	0	0
Rose-des-vents	M Ali Belhis	K-6	285	40	39	38	29	44	36	59	0	0	0	0	0	0
Sophie-Morigeau	Mme Josee Renaud	K-6	38	7	6	7	5	6	4	3	0	0	0	0	0	0

School Name	Principal	Grades	Total	K	Gr 1	Gr 2	Gr 3	Gr 4	Gr 5	Gr 6	Gr 7	Gr 8	Gr 9	Gr 10	Gr 11	Gr 12
Collines-d'or	Mme Lise Bilodeau	K-7	84	9	10	12	8	16	10	13	6	0	0	0	0	0
des Glaciers	M Hugo Desnoyers	K-7	57	6	12	14	3	9	8	1	4	0	0	0	0	0
des Grands-cedres	M Johan Couttenier	K-7	42	5	6	8	5	4	5	6	3	0	0	0	0	0
des Navigateurs	M Rejean Gosselin	K-7	102	14	10	10	15	13	17	13	10	0	0	0	0	0
des Voyageurs	Mme Isabelle Baril	K-7	89	10	12	10	14	8	13	13	9	0	0	0	0	0
du Bois-Joli	Mme Sophie Lemieux	K-7	57	8	8	4	9	11	4	11	2	0	0	0	0	0
du Pacifique	Mme Cecile Desgagne	K-7	66	5	7	12	9	12	9	7	5	0	0	0	0	0
Franco-nord	Mme Dolores Patenaude	K-7	97	13	16	9	13	14	12	7	13	0	0	0	0	0
La Passerelle	Mme Monica Martin	K-7	57	8	4	9	5	11	7	4	9	0	0	0	0	0
La Vallee	Mme Monica Martin	K-7	59	6	9	11	8	8	10	5	2	0	0	0	0	0
Les Aiglons	M Michel Tardif	K-7	108	13	13	15	19	18	11	10	9	0	0	0	0	0
Oceane	Mme Chantal Bernier	K-7	121	12	27	15	16	18	10	14	9	0	0	0	0	0
des Deux-rives	Mme Anne Veilleux	K-8	112	19	12	14	9	17	8	13	12	8	0	0	0	0
des Sentiers-alpins	Mme Sylvie Mazerolle	K-8	87	10	8	11	8	18	6	11	12	3	0	0	0	0
Entre-Lacs	M Sylvian Larochelle	K-8	141	13	16	20	31	22	19	10	5	5	0	0	0	0
Mer-et-montagne	Mr. Marc Vezina	K-8	80	7	6	10	14	18	8	8	3	6	0	0	0	0
Andre-Piolat	M Laurent Brisebois	K-9	448	53	46	48	51	43	63	49	46	28	21	0	0	0
Cote-du-Soleil	M Vincent Bergeron	K-9	126	18	15	15	15	10	13	12	6	14	8	0	0	0
Kimberley		No Enrolment Reported	0	0	0	0	0	0	0	0	0	0	0	0	0	0
Secondaire de Revelstoke	Mr. Hugo Desnoyers	No Enrolment Reported	0	0	0	0	0	0	0	0	0	0	0	0	0	0

Source: <http://www.bced.gov.bc.ca/apps/imcl/imclWeb/Home.do>

\*Bricks and Mortar Schools Only

## Major Capital Projects – In Progress

Year	School	Project Type	Project Details	Total Cost
2016	École des Pionniers-de-Maillardville (Coquitlam)	Replacement	New two-story, 60K/350E/250S capacity school, built to LEED Gold standard and includes a Neighbourhood Learning Centre <b>Status:</b> Construction	\$32.7M

## Major Capital Projects - Completed

Year	School	Project Type	Project Details	Total Cost
2016	École Côte-du-Soleil (Powell River)	Seismic	Structural upgrade of gymnasium and classroom block	\$2.75M
2011	École au Coeur de L'Île Community School (Comox Valley)	New	New 320 capacity K-12 school	\$23.88M
2011	École Mer et Montagne Elementary (Campbell River)	New	New 100 capacity K-7 elementary school	\$8.95M
2009	École Rose-des-Vents (Vancouver)	Seismic	Structural upgrade of East, West and NW classroom blocks	\$3.01M
2008	École Secondaire Jules-Verne (Vancouver)	New	350 capacity secondary school	\$34.94M

## Playground Equipment Program (PEP) Projects

Year	School Name	Total Cost
2018/19	École Rose des Vents	\$90,000

## School Enhancement Program (SEP) Projects

Year	School Name	Project Details	Total Cost
2018/19	École la Verendrye	Window replacement	\$50,000
2018/19	École des Voyageurs	Window replacement	\$100,000
2018/19	École Victor Brodeur Lampson Annex	Lead in water mitigation	\$150,000



2018/19	École du Bois Joli	Roof repair	\$250,000
2017/18	École la Verendrye, École des Voyageurs, École du Bois Joli and École des Deux Rives	HVAC upgrades	\$161,700
2017/18	École Rose des Vents	Windows upgrades	\$157,500
2017/18	École des Sept-Sommets and École Sundance Elementary	Plumbing upgrades	\$155,000
2016/17	École Franco-Nord	Roof replacement	\$314,550
2016/17	École Cote Du Soleil	DDC system	\$151,540
2015/16	École Rose des Vents	Energy upgrades	\$180,000
2015/16	École Oceane	Energy upgrades	\$175,000

### Carbon Neutral Capital Program (CNCP) Projects

---

Year	School Name	Project Details	Total Cost
2018/19	N/A	N/A	N/A
2017/18	N/A	N/A	N/A
2016/17	École des Sept-Sommets	Window upgrades	\$53,250
2015/16	District Wide	Energy upgrades	\$10,093

### Bus Acquisition Program (BUS) Projects

---

Year	Project Details (# of Buses)	Total Cost
2018/19	N/A	N/A
2017/18	N/A	N/A
2016/17	N/A	N/A
2015/16	N/A	N/A

### School Closures by Board

---

N/A

## Teacher Salaries

---

July 1, 2018

Step	Cat 4	Cat 5	Cat 5+	Cat 6
0	\$ 46,091	\$ 49,437	\$ 53,086	\$ 54,368
1	\$ 48,538	\$ 52,267	\$ 56,198	\$ 57,475
2	\$ 50,984	\$ 55,097	\$ 59,311	\$ 60,581
3	\$ 53,431	\$ 57,927	\$ 62,423	\$ 63,687
4	\$ 55,878	\$ 60,757	\$ 65,535	\$ 66,794
5	\$ 58,323	\$ 63,586	\$ 68,647	\$ 69,899
6	\$ 60,770	\$ 66,416	\$ 71,759	\$ 73,006
7	\$ 63,216	\$ 69,246	\$ 74,871	\$ 76,113
8	\$ 65,663	\$ 72,076	\$ 77,983	\$ 79,218
9	\$ 68,109	\$ 74,905	\$ 81,095	\$ 82,325
10	\$ 72,320	\$ 80,067	\$ 86,311	\$ 87,751

Source: <https://bctf.ca/uploadedfiles/SalaryGrids/SD93.pdf>