

## Background

Position	Name
Superintendent	Diana Samchuk
Board Chair	Linda Dolen
Secretary-Treasurer	Margaret-Anne Hall
MLA	Dan Davies (Peace River North)
Trustees:	Eric Ashdown
	Bill Dolan
	Mike Gilbert
	Doug Tofte

## Student Enrolment (2017/18)

Elementary	Secondary	Graduated Adult Students	Total
425	297	-	722

## Public School Count (2017/18)

Elementary	Elementary Junior Secondary	Secondary	Total
3	1	1	5

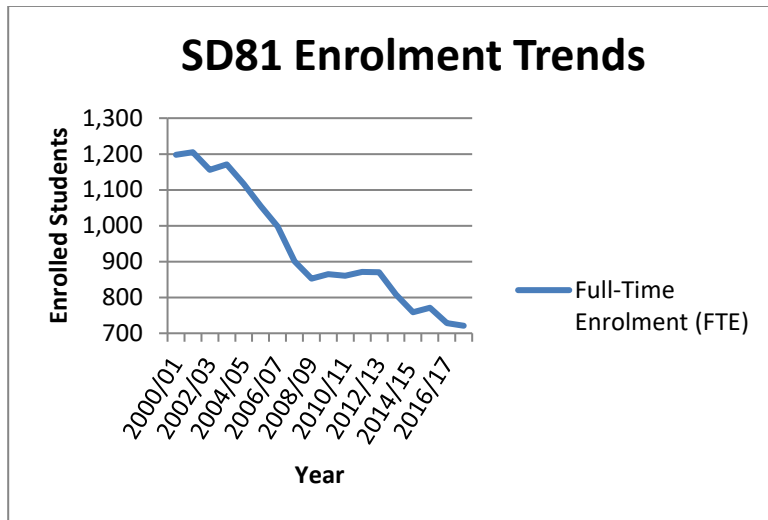
## Class Size

There were 2 (67%) fewer classes with more than 30 students in 2017/18 (1 class) than in 2005/06 (3 classes).

## Enrolment and Funding

Year	September	Full-Year		
	Enrolment (FTE)	Enrolment (FTE)	Operating Funding	Per Pupil
2008/09	852	852	\$9,563,899	\$11,223
2009/10	865	865	\$9,501,116	\$10,989
2010/11	860	860	\$9,560,407	\$11,113
2011/12	871	871	\$9,681,289	\$11,115
2012/13	870	870	\$9,904,516	\$11,381
2013/14	808	808	\$9,789,861	\$12,123
2014/15	759	759	\$9,634,910	\$12,694
2015/16	771	771	\$9,610,000	\$12,460
2016/17	728	728	\$9,366,603	\$12,865
2017/18	721	721	\$9,258,192	\$12,844
2018/19 Estimated	697	697	\$9,276,222	\$13,309

One-Time Funding	
2008/09	\$142,401
2009/10	\$0
2010/11	\$0
2011/12	\$0
2014/15 (labour settlements)	\$163,925
<b>Total</b>	<b>\$1,301,252</b>



Accumulated Operating Fund Surplus/(Deficit)	
2008	\$740,781
2009	\$553,691
2010	\$638,526
2011	\$1,043,091
2012	\$1,177,404
2013	\$900,159
2014	\$922,884
2015	\$537,896
2016	\$257,940
2017	\$473,087
2018	\$282,765

## Capacity Utilization

2016/17 ACTUAL ENROLMENT				OPERATING CAPACITY				PERCENT UTILIZATION
K	ELEM	MIDDLE	SEC	K	ELEM	MIDDLE	SEC	TOTAL
55	400	-	292	76	660	-	500	60.4%

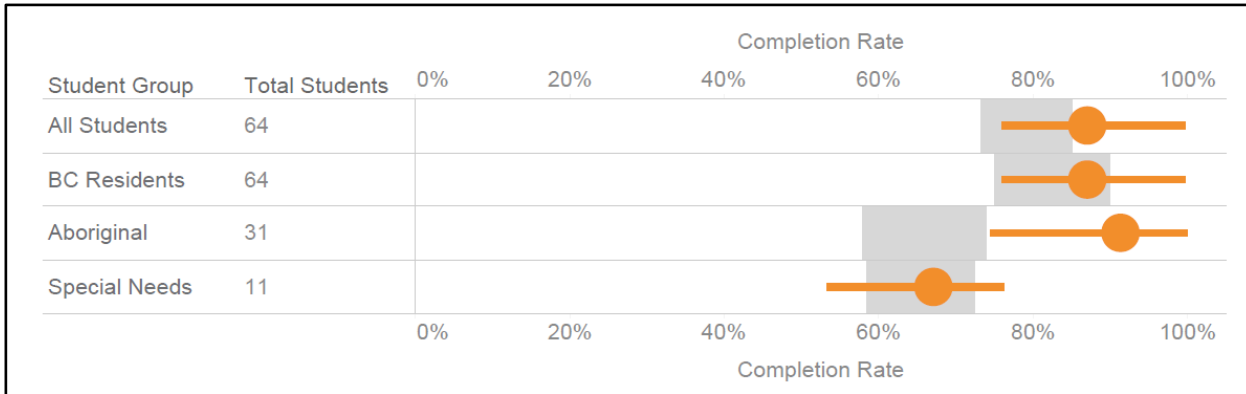
## Enrolment by Grade

Number of Students Across All Grades 2017/2018															
School District 81 - Fort Nelson															
Student Group	K	1	2	3	4	5	6	7	8	9	10	11	12	Others	Total
All Students	58.0	54.0	49.0	56.0	58.0	51.0	47.0	52.0	62.0	60.0	58.0	57.0	54.0	6.0	722.0
Aboriginal Students	12.0	13.0	13.0	17.0	23.0	19.0	23.0	23.0	21.0	30.0	28.0	24.0	25.0	1.0	272.0
Students with Special Needs	4.0	1.0	2.0	6.0	5.0	4.0	12.0	6.0	6.0	5.0	11.0	10.0	10.0		82.0

\*Other includes elementary ungraded, secondary ungraded, and graduated adults in the school system

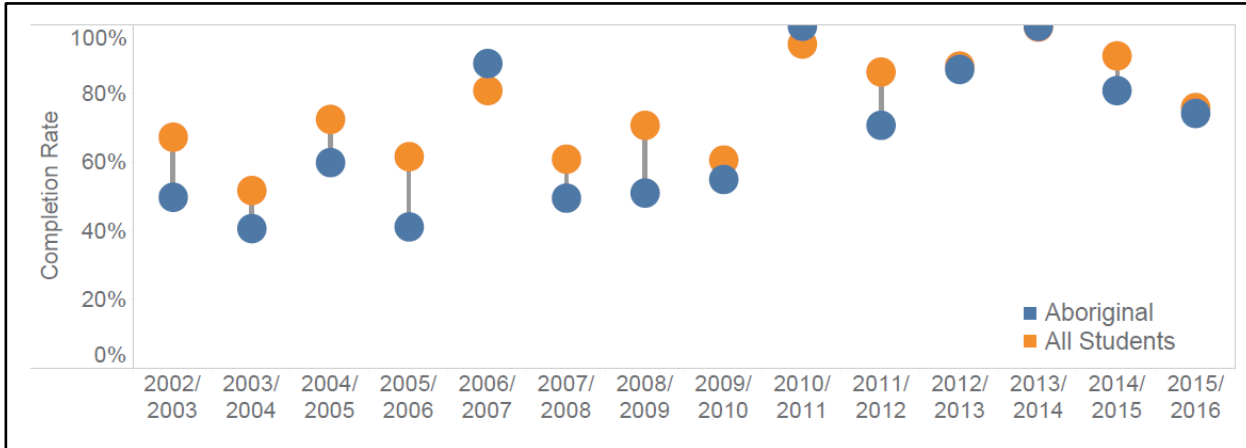
Source: <http://www.bced.gov.bc.ca/reporting/systemperformance/?evidence=contextual-information&sd=081>

## Completion Rates 2016-17



Source: <http://www.bced.gov.bc.ca/reporting/systemperformance/pdf/Enhanced-School-District-Report-for-SD081.pdf>

## Completion Rates Over Time for Aboriginal and All Students



Source: <http://www.bced.gov.bc.ca/reporting/systemperformance/pdf/Enhanced-School-District-Report-for-SD081.pdf>

## Enrolment by School and Grade\*

School Name	Principal	Grades	Total	K	Gr 1	Gr 2	Gr 3	Gr 4	Gr 5	Gr 6	Gr 7	Gr 8	Gr 9	Gr 10	Gr 11	Gr 12
Toad River Elem-Secondary	Mrs. Lynne MacNeil	1-12	14	0	1	1	1	0	2	0	1	4	1	1	1	1
R L Angus Elementary	Mrs. Becky Froese	5-7	147	0	0	0	0	0	49	47	51	0	0	0	0	0
Fort Nelson Secondary	Mr. Mark Theobald	8-12, SU	290	0	0	0	0	0	0	0	0	58	59	57	56	54
G W Carlson Elementary	Ms. Shirley Kenney	K-4	148	34	28	30	29	27	0	0	0	0	0	0	0	0
J S Clark Elementary	Ms. Jeanie Arva	K-4	124	24	25	18	26	31	0	0	0	0	0	0	0	0

Source: <http://www.bced.gov.bc.ca/apps/imcl/imclWeb/Home.do>

\*Bricks and Mortar Schools Only

## Major Capital Projects – In Progress

---

Year	School	Project Type	Project Details	Total Cost
N/A	N/A	N/A	N/A	N/A

## Major Capital Projects - Completed

---

Year	School	Project Type	Project Details	Total Cost
NA	N/A	N/A	N/A	N/A

## Playground Equipment Program (PEP) Projects

Year	School Name	Total Cost
2018/19	JS Clark Elementary	\$105,000

## School Enhancement Program (SEP) Projects

---

Year	School Name	Project Details	Total Cost
2018/19	Fort Nelson Secondary	Restroom upgrades	\$154,000
2018/19	Fort Nelson Secondary	Boiler	\$150,000
2017/18	Fort Nelson Secondary	Renovations	\$32,573
2017/18	RL Angus Elementary, Toad River Elementary Secondary and GW Carlson Elementary	Roof repairs	\$674,500
2016/17	Fort Nelson Secondary	Electrical upgrades	\$123,474
2016/17	JS Clark Elementary, GW Carlson Elementary and Fort Nelson Secondary	Flooring upgrades	\$210,860
2015/16	Fort Nelson Secondary	Roof replacement	\$912,000

## Carbon Neutral Capital Program (CNCP) Projects

---

Year	School Name	Project Details	Total Cost
2018/19	N/A	N/A	N/A
2017/18	N/A	N/A	N/A
2016/17	N/A	N/A	N/A
2015/16	JS Clark Elementary	Boiler	\$60,000

## Bus Acquisition Program (BUS) Projects

---

Year	Project Details (# of Buses)	Total Cost
2018/19	N/A	N/A
2017/18	N/A	N/A
2016/17	N/A	N/A
2015/16	N/A	N/A

## School Closures by Board

---

N/A

## Teacher Salaries

---

July 1, 2018

Step	Cat 4	Cat 5	Cat 5+	Cat 6
0	\$ 49,858	\$ 53,784	\$ 56,107	\$ 56,922
1	\$ 52,277	\$ 56,775	\$ 59,297	\$ 60,183
2	\$ 54,695	\$ 59,763	\$ 62,486	\$ 63,444
3	\$ 57,114	\$ 62,750	\$ 65,676	\$ 66,704
4	\$ 59,531	\$ 65,740	\$ 68,867	\$ 69,965
5	\$ 61,949	\$ 68,729	\$ 72,056	\$ 73,225
6	\$ 64,370	\$ 71,718	\$ 75,247	\$ 76,486
7	\$ 66,786	\$ 74,706	\$ 78,435	\$ 79,746
8	\$ 69,205	\$ 77,695	\$ 81,625	\$ 83,007
9	\$ 71,622	\$ 80,685	\$ 84,816	\$ 86,266
10	\$ 74,394	\$ 83,873	\$ 88,181	\$ 89,694

Source: <https://bctf.ca/uploadedfiles/SalaryGrids/SD81.pdf>