

AVALANCHE SEARCH & RESCUE PLAN

AVALANCHE
SEARCH AND RESCUE
PLAN

INITIAL RESPONSE

PRELIMINARY ACCIDENT PARTICULARS

Date and Time of Report:

Location Avalanche Area:
(Avalanche Path Number and/or Name)

First Reported by (**Hold Witness**):

Date and Time of Accident:

Number of Vehicles in Accident:

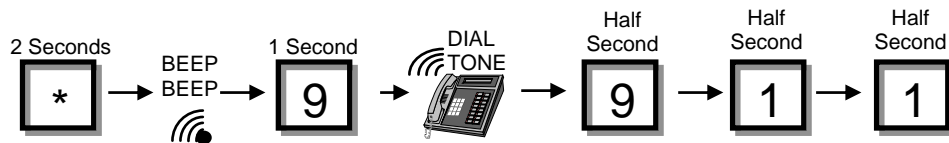
Number of Persons in Accident:

Estimated size of avalanche:

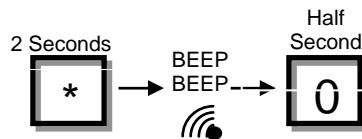
Weather Conditions: (present and recent trends)

INITIAL RESPONSE

1. **Hold the Witness at or near the site**
2. **Notify Region 1 (Radio Room) to initiate Rescue Plan** (Keep trying until successful). They will notify a local **Avalanche Technician** (or other designated Rescue Coordinator) and this person will contact you.



OR



OR

Phone: 604-660-9771
or 604-219-4707


Time _____

Prepare to assume role of **Accident Site Commander** if local Avalanche Technician is not available.

Use this Rescue Plan and Relay Accident Particulars

3. **Close and Sweep Highway** Time _____
4. Establish **Safe Rescue Assembly Site** as per Avalanche Technician's directive. Use nearest closure location if unsure.
5. **Prepare Rescue Equipment** and available personnel then **Dispatch to assembly site**.

**RESCUE
COORDINATOR**



**Tim
Creek**

PRELIMINARY ACCIDENT PARTICULARS

(as reported by Witness)

Date and Time of Report:

Location Avalanche area:
(Avalanche Path Number and or Name)

First Reported by (Hold Witness):

Date and Time of Accident:

Number of Vehicles in Accident:

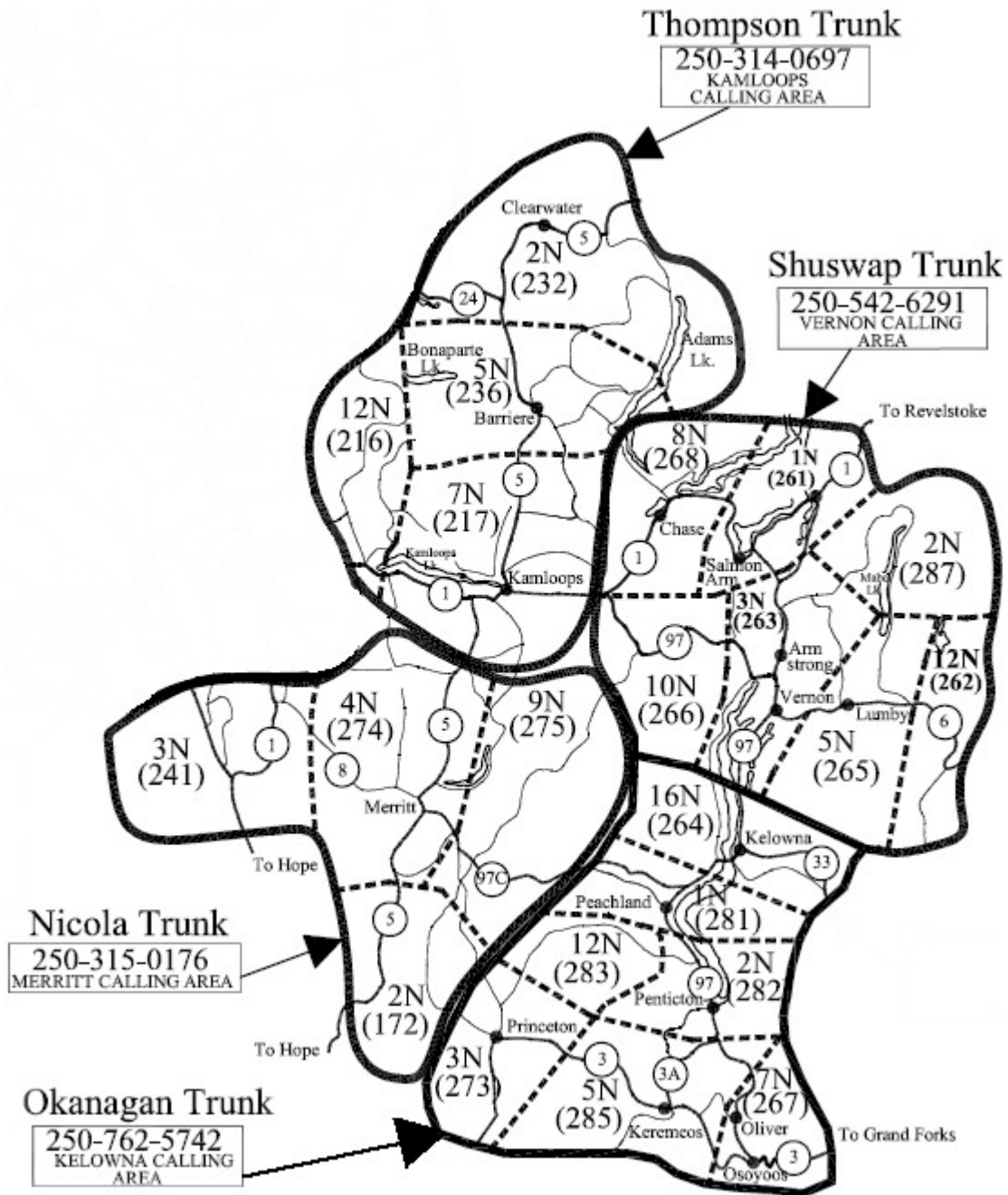
Number of Persons in Accident:

Estimated Avalanche Size:

Present Weather conditions and Trends:

Avalanche Search and Rescue Plan for:

Tim Creek



IMMEDIATE ACTION RESCUE COORDINATOR

You are responsible for the overall control of the operations from a central office.

1. Appoint an **Accident Site Commander**. Starting at the top of the list, attempt to **contact ALL** of the following and appoint the **first available**.

Name	Radio	Office	Home	Alternate	
James Snowflake <u>Avalanche Technician</u>	<u>45 - 7</u>	(250) 555 - 5544	(250) 555 - 4478	Cell: (250) 555 - 1597 Sat: (250) 555 - 7789	<input type="text"/> (Time)
Harold Handcharge <u>Assistant Avalanche Technician</u>	<u>45 - 71</u>	(250) 555 - 1235	(250) 555 - 9865	Cell: (250) 555 - 9731 Sat: (250) 555 - 5687	<input type="text"/> (Time)
Jack Pittdigger <u>Avalanche Aide</u>	<u>45 - 72</u>	(250) 555 - 9258	(250) 555 - 7466	Cell: (250) 555 - 2587	<input type="text"/> (Time)
John Gravel <u>Contractor Road Forman</u>	<u>TIM CREEK</u> <u>10</u>	(250) 555 - 7722	(250) 555 - 6648	Cell: (250) 555 - 6363 Sat: (250) 555 - 6556	<input type="text"/> (Time)
Frank MacHinery <u>Ministry Area Contract Manager</u>	<u>45 - 21</u>	(250) 555 - 1212	(250) 555 - 4445	Cell: (250) 555 - 7469	<input type="text"/> (Time)

2. **Close Highway.** Ensure highway **sweep** is undertaken, then notify:
PHCC Radio Room

Use M.O.T. Radio * *beep beep* 0, OR Phone 1-604-660-9771

(Time)

3. **Confirm** location of **Rescue Assembly Site** with appointed **Accident Site Commander** and record:

4. **Contact Avalanche Dog Masters.** Dispatch immediately and inform the Accident Site Commander. Request callback to confirm arrival time.

Name	Office	Home	Alternate	Dispatch Time
Cpl. Ruff 1st Dog master RCMP	(250) 555 - 1444	-	Cell: (250) 555 - 1714 Pgr: (250) 555 - 6066	<input type="text"/> (Time)
Jake Bowser 2nd Dog master CARDA located at Tim Creek Ski Area	(250) 555 - 1884	(250) 555 - 7978	Cell: (250) 555 - 6874 Pgr: (250) 555 - 7621	<input type="text"/> (Time)
CHECK! - Informed dog master of rescue assembly site and accident location				<input type="checkbox"/>

5. **Contact Helicopter** - Place on stand-by and inform the Accident Site Commander. Inform helicopter of rescue assembly site and accident location.

Company Name	Office	Alternate	Stand-By Time	Dispatch Time
<u>Nearby Helicopters</u> 1st Helicopter	(604) 555 - 1118	Cell: (604) 555 - 9115 Hme: (250) 555 - 1713	<input type="text"/> (Time)	<input type="text"/> (Time)
<u>Close Call Heli Adventure</u> 2nd Helicopter	(250) 555 - 1686	Cell: (250) 555 - 1998 Hme: (250) 555 - 7855	<input type="text"/> (Time)	<input type="text"/> (Time)
<u>JetBee Helicopter Service</u> 3rd Helicopter	(250) 555 - 9191	Cell: (250) 555 - 1323 Pgr: (250) 555 - 2252	<input type="text"/> (Time)	<input type="text"/> (Time)
CHECK! - Informed helicopter company of rescue assembly site and accident location				<input type="checkbox"/>
CHECK! – Accident Site Commander informed helicopter company is on standby				<input type="checkbox"/>

6. **Contact Ambulance.** (Place on stand-by and inform the Accident Site Commander).
Inform ambulance of rescue assembly site and accident location.

	Stand-By Time	Dispatch Time
Central Dispatch 1 800 461 9911 OR 911?		
	(Time)	(Time)

CHECK! – Informed ambulance of rescue assembly site and accident location	<input type="checkbox"/>
CHECK! –Accident Site Commander is informed that ambulance is standing by	<input type="checkbox"/>

7. **Contact RCMP.** (Relay Accident Particulars and request assistance from local PEP Search & Rescue group if required)

Name	Radio	Phone	Alternate	Time
<u>Tim Creek</u> (Local RCMP)	<u>ALPHA 1</u>	(250) 555 - 9445	(250) 555 - 6358	<input type="checkbox"/> (Time)
<u>Next Creek</u> (Alternate RCMP)	<u>DELTA 88</u>	(250) 555 - 9544	Cell: (250) 555 - 3123	<input type="checkbox"/> (Time)

8. **Contact one** of the following **Maintenance Contractor Management personnel** and inform of situation and that off shift personnel and equipment may be needed.

Name	Radio	Office	Alternate	Time
Alfred Alfredo <u>ABCD Operations Manager</u>	<u>ABCD - 3</u>	(250) 555 - 7223	Cell: (250) 555 - 2726	<input type="checkbox"/> (Time)
Jack Regal <u>General Manager, ABCD Road and Bridge</u>	<u>ABCD - 1</u>	(250) 555 - 5858	Cell: (250) 555 - 2858	<input type="checkbox"/> (Time)
Brian Newbe <u>ABCD Quality Control Manager</u>	<u>ABCD - 5</u>	(250) 555 - 9853	Cell: (250) 555 - 5472	<input type="checkbox"/> (Time)

CHECK! – Maintenance Contractor Management personnel Informed of situation and that off shift personnel may be required	<input type="checkbox"/>
---	--------------------------

9. Contact Maintenance Depot(s) and request assistance.

	Radio	Office	Alternate	Time
Tim Creek Yard (Closest to site)	<u>TIM CREEK</u> <u>YARD</u>	(250) 555 - 9314	Cell: (250) 555 - 2888	<input type="text"/> (Time)
Next Creek Yard (Next closest to site)	<u>NEXT CREEK</u> <u>I</u>	(250) 555 - 3237	-	<input type="text"/> (Time)

10. Contact other search and rescue groups: i.e. Local Helicopter Ski and Ski Area Ski Patrol, and/or Parks. Provide the location of the rescue assembly site. Contact the following as resources are needed:

	Office	Alternate	Time
P.E.P. Emergency Co-ordination center	1-888 344-5888		<input type="text"/> (Time)
Goodtimes Heliskiing - Sven Christie	(250) 555 - 6447	Hme: (250) 555 - 2887	<input type="text"/> (Time)
BC Parks, Tim Creek Park - Frank Warden	(250) 555 - 1489	(250) 555 - 9855	<input type="text"/> (Time)
Tim Creek Cat Skiing	-	Sat: (250) 555 - 8733	<input type="text"/> (Time)
Ski Tim Creek, Ski Patrol Office, daytime only	(250) 555 - 9131	-	<input type="text"/> (Time)

11. Contact local Ministry authorities and inform of situation:

Name	Radio	Office	Cell	Alternate	Time
Frank MacHinery	<u>45 - 21</u>	(250) 555 - 1622	(250) 555 - 2178	Hme: (250) 555 - 8114	<input type="text"/> (Time)
<u>Ministry Area Contract</u> <u>Manager</u>					
Newt Bigg	<u>45 - 1</u>	(250) 555 - 6898	(250) 555 - 1587	Hme: (250) 555 - 3298	<input type="text"/> (Time)
<u>District Manager</u> <u>Transportation</u>					
Nancy Biggar	<u>4 - 1</u>	(250) 555 - 0021	(250) 555 - 9900	Hme: (250) 555 - 2163	<input type="text"/> (Time)
(Regional Director, Transportation)					

SECONDARY ACTION RESCUE COORDINATOR

1. **Ready additional personnel and equipment.** Confirm with Maintenance Contractor Management personnel that was contacted previously in **Immediate Action** section (Item 8)

2. **Dispatch when appropriate.** Upon direction of Accident site commander or Avalanche Technician.

3. **Additional Contacts:** The following may need to be contacted:

Arrange for suitable transportation and facilities.

	Phone	Alternate	Time
Tim Creek Hospital	(250) 555 - 9862	(250) 555 - 9863	<div style="border: 1px solid black; width: 40px; height: 20px; margin: 0 auto;"></div> (Time)
St. Regis hotel restaurant - call for food and beverages	(250) 555 - 7272	-	<div style="border: 1px solid black; width: 40px; height: 20px; margin: 0 auto;"></div> (Time)
	-	-	<div style="border: 1px solid black; width: 40px; height: 20px; margin: 0 auto;"></div> (Time)

RESCUE COORDINATOR EXTENDED RESCUE

If the rescue operations continue for several hours replacement manpower will be required. Recruit additional personnel from:

P.E.P Emergency Co-ordination Centre (1-888-344-5888)

Appoint further Party Leaders and possibly a new Site Commander to relieve tiring personnel.

ADDITIONAL SEARCH AND RESCUE AVALANCHE CONTACT LIST - MoT Personnel

Name	Radio	Office	Home	Alternate	Time
Armand Hammer <u>District Technician</u>	<u>45 - 22</u>	(250) 555 - 5214	(250) 555 - 6872	Cell: (250) 555 - 5117	
Ralph Bigun <u>Area Contract Manager, Next Creek</u>	<u>42 - 10</u>	(250) 555 - 5892	(250) 555 - 1788	Sat: (250) 555 - 9611	
Craig Cantilever <u>Area Manager, Bridges</u>	<u>45 - 38</u>	(250) 555 - 6218	(250) 555 - 5774	Sat: (250) 555 - 6525	
_____	_____	-	-	-	
_____	_____	-	-	-	

If UNABLE to contact one of the local contacts in the above list call PHCC at 1-604-660-9771, or * 0 on radio and ask for assistance in doing so.

TRAINED AVALANCHE PERSONNEL - LOCAL CONTACTS

Name	Radio	Office	Home	Alternate	Time
Fred Schuss <u>Local Ski Guide</u>	_____	(250) 555 - 2339	(250) 555 - 5422	Cell: (250) 555 - 1125	
Pat Hand <u>Railroad Avalanche Technician</u>	_____	(250) 555 - 1244	(250) 555 - 3177	Cell: (250) 555 - 1331	
_____	_____	-	-	-	
_____	_____	-	-	-	
_____	_____	-	-	-	


Arrange for plenty of **Food and Beverages** to be taken to the rescuers.

RESCUE COORDINATOR SECURING OPERATIONS

Upon completion of the avalanche rescue:

1. **Notify all involved parties to stand down.** Arrange a debrief location.
2. **Ensure that complete securing operations are being done** through the Accident Site Commander. **Account for all personnel** and equipment
3. Highway may have to remain closed until accident investigation is complete and if any avalanche control is required.
4. **Prepare Final Rescue Report.** Avalanche Site Commander and Rescue Coordinator should prepare final rescue report as soon as possible.

EXTRA NOTES



Next
Creek

Next
Creek

**Next
Creek**

PRELIMINARY ACCIDENT PARTICULARS

Etc, etc.

This is where all of your additional Rescue Coordinator sections should be placed.

Each additional Rescue Coordinator section is 9 pages.

**ACCIDENT
SITE COMMANDER**

ACCIDENT SITE COMMANDER IMMEDIATE ACTION

1. You lead the **On Site** Rescue. (Field operations) Ensure **Safety of Personnel at the site**. Consider possibility of a **Secondary Avalanche** reaching accident site. Discuss with **Avalanche Technician** if unsure.
2. Appoint or act as **First Party Leader**.
3. Designate a **Safe** area as the **Rescue Assembly Site**.
-----> _____
(Site)
4. Direct **Personnel** and **Equipment** to **Rescue Assembly Site** or to other duties.
5. **Record all Names** of 1st party personnel on page 4.
6. If safe to approach accident site, Direct First Party to the **Accident Site** to perform an **Initial Search**.
Record Time. -----> _____
(time)
7. Advise Rescue Coordinator if **More Personnel** or **Equipment** necessary.
8. **Record** names of **personnel arriving** at and **leaving** the accident site on page 4.

FIRST PARTY LEADER OR ACCIDENT SITE COMMANDER AT ACCIDENT SITE

- | | | Time
Completed |
|---|---------------------------|---|
| 1. First Party arrival time recorded | - . - . - . - . - . - . → | <input style="width: 100%; height: 20px;" type="text"/> |
| 2. Move all Personnel to Safe Location | | |
| 3. Hold and question Witness | | |
| 4. Re-Evaluate Avalanche Hazard
(consult Avalanche Technician) | | |
| 5. Establish a Watchman with a Warning Signal
(Whistle or Horn) | - . → | <input style="width: 100%; height: 20px;" type="text"/> |
| 6. Establish Escape Routes | | |
| 7. Establish and Mark the Last Seen Point . (If witness available) | | |
| 8. Conduct an Initial Search spot probing likely areas
(If not already initiated) | → | <input style="width: 100%; height: 20px;" type="text"/> |
| 9. Use Avalanche Rescue Beacons, Probes and Shovels or
RECCO system | | |
| 10. Once beacon search is completed, Return Beacons to
Transmit for Coarse Probe of Likely Areas . Repeat if
necessary. | | |
| 11. Proceed with systematic Coarse Probe of the entire
avalanche. Repeat if necessary | → | <input style="width: 100%; height: 20px;" type="text"/> |
| a) for Vehicles: 1.2 m by 1.2 m (one hole per large step) | | |
| b) for People: 75 cm by 70 cm (three holes per step,
probe left, right and center before stepping forward) | | |
| 12. Mark outline of avalanche deposit and all probed areas with
flagged wands . | | |
| 13. Draw a Map of the avalanche, marking all areas as they are
probed and any other pertinent details. (On page 6) | | |
| 14. Prepare to direct Dog search on arrival. Keep site
uncontaminated | | |

INITIAL PARTIES PERSONNEL

Name	Affiliation	Arrival Time	Departure from Accident
1			
2			
3			
4			
5			
6			
7			
8			
9			
10			
11			
12			
13			
14			
15			
16			
17			
18			
19			
20			

INITIAL PARTIES PERSONNEL (pg.2)

Name	Affiliation	Arrival Time	Departure from Accident
21			
22			
23			
24			
25			
26			
27			
28			
29			
30			
31			
32			
33			
34			
35			
36			
37			
38			
39			
40			

MAP SKETCH

VICTIM PARTICULARS

A) Vehicles	Time Found
1	
2	
3	
4	

B) People Found (Names, address, age, sex, status)	
i)	
ii)	
iii)	
iv)	
v)	
vi)	
vii)	
viii)	

ACCIDENT SITE COMMANDER SECURING OPERATIONS

	Time Completed
1. Commencement of securing operations	<input type="text"/>
2. All Personnel safely returned and accounted for	<input type="text"/>
3. All Equipment accounted for	<input type="text"/>
4. Time of arrival at Maintenance Depot	<input type="text"/>
5. Check all equipment and restore, replace or repair immediately	<input type="text"/>
6. Prepare final report on accident and rescue and file with the Rescue Coordinator as soon as possible.	<input type="text"/>
7. Notes	

EXTRA NOTES

DEBRIEF NOTES

