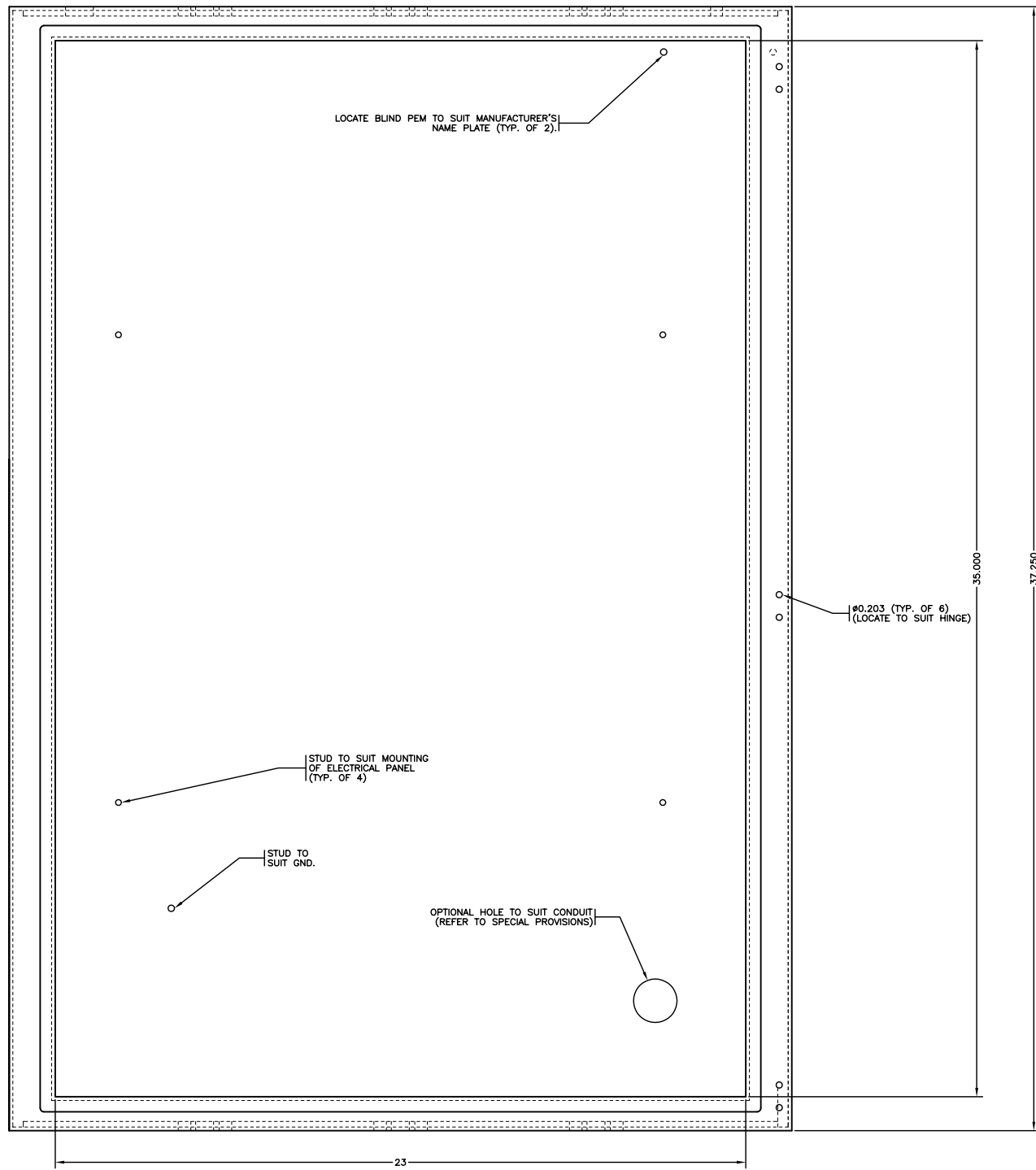



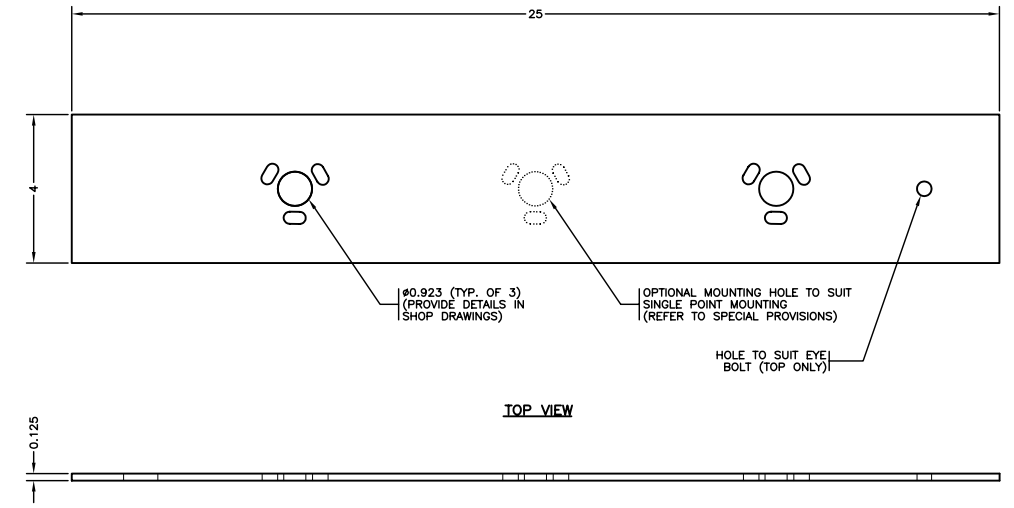
FILE: PLANT/PROJECTS/0303-2003 MATERIAL STANDARDS WORKS/DRAWINGS/DESIGN DRAWINGS/CHAPTER 700 DRAWINGS/REG1002.DWG DATE: 04/04/03 03:21:11 P.M. BY: BRITISHCOLUMBIA



FRONT VIEW



SIDE VIEW

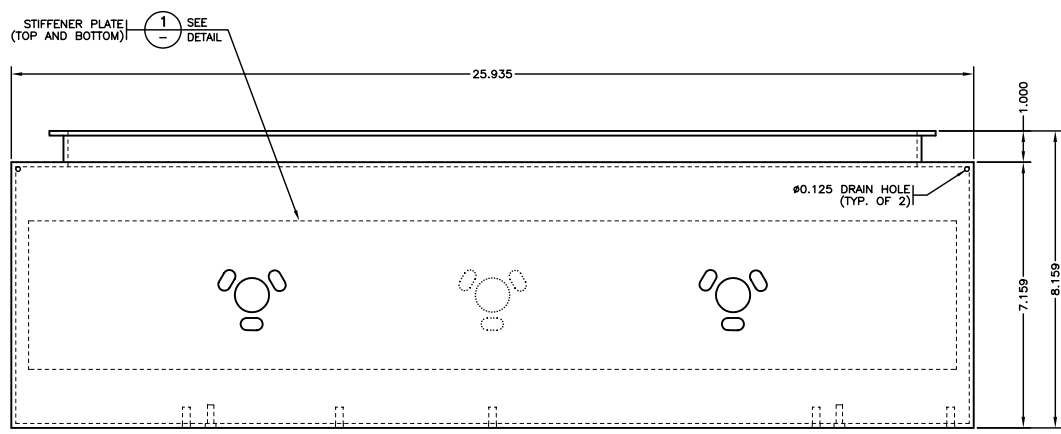


TOP VIEW



FRONT VIEW

DETAIL 1




BOTTOM VIEW

**PART M01: ENCLOSURE**  
 MATERIAL: 1/8" ALUMINUM  
 FINISH: POWDER COAT CARDINAL C241-BK01

ALL DIMENSIONS ARE IN INCHES UNLESS OTHERWISE SHOWN

**NOTES:**

- ALL EXTERIOR SEAMS SHALL BE TIG WELDED AND GROUND SMOOTH. CORNER WELDS SHALL BE GROUND TO MINIMUM 1/8" RADIUS.
- ALL DIMENSIONS ARE IN INCHES UNLESS NOTED.
- TOLERANCES ARE AS FOLLOWS:  
 FORMING: ±0.015  
 HOLE LOCATIONS: ±0.010  
 HOLE DIAMETERS: ±0.008  
 ANGLES: ±1.0°



No.	Description	Date
J		
I		
H		
G		
F		
E		
D		
C		
B		
A	GENERAL REVISIONS	MAY03

<b>LED REGULATORY SIGN</b>	
<b>ENCLOSURE</b>	
 <b>BRITISH COLUMBIA</b> Ministry of Transportation and Highways	Drawing No. <b>MS710.2</b>
REVISION	A