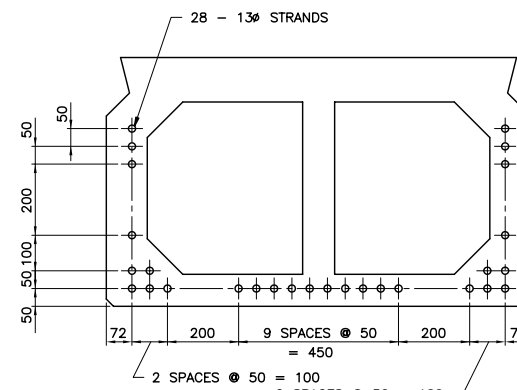
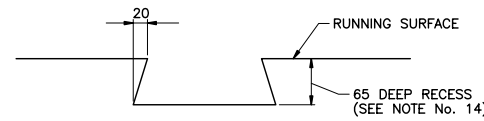
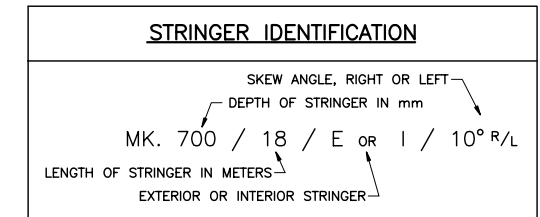


NOTE:- ALL NOT SHOWN SIMILAR TO EXTERIOR STRINGER



ESTIMATED MASS	
STRINGER MK. 700/18/E	21 950 kg
STRINGER MK. 700/18/I	21 050 kg



**NOTES**

- DESIGN SPECIFICATIONS: CAN/CSA-S6-88. OHBDC - PRESTRESS LOSSES.
- DESIGN LOAD: LIVE LOAD: CS-600. DEAD LOAD: DESIGNED FOR 100mm CONCRETE OVERLAY.
- STRINGERS SHALL BE MANUFACTURED IN ACCORDANCE WITH THE M.O.T.H. SPECIFICATION: MANUFACTURE OF PRESTRESSED CONCRETE BOX STRINGER.
- PRESTRESSING STRANDS SHALL BE 13# (7 WIRE) UNCOATED LOW RELAXATION STRANDS, C.S.A. G279M-1982, 1862 MPa GRADE OR EQUIVALENT. MINIMUM ULTIMATE TENSILE STRENGTH = 184 kN/STRAND. STRAND TENSION IMMEDIATELY BEFORE RELEASE = 138 kN/STRAND.
- CONCRETE: MINIMUM COMPRESSIVE STRENGTH OF CONCRETE AT TIME OF RELEASE OF STRANDS = 33MPa AT 28 DAYS = 42MPa.
- REINFORCING STEEL SHALL CONFORM TO C.S.A. G30.12M GRADE 400.
- REINFORCING STEEL SHALL HAVE 35mm MINIMUM COVER UNLESS OTHERWISE NOTED.
- ALL REINFORCING MARKED "ME" IS EPOXY COATED.
- LAP OF BARS FOR SPLICES TO BE AS FOLLOWS UNLESS NOTED OTHERWISE:  
 10M BARS - 450  
 10M BARS - 600  
 SPLICES TO BE STAGGERED.
- BOTTOM EDGES OF STRINGERS SHALL BE CHAMFERED 20mm.
- LIFTING DEVICES SATISFACTORY TO THE ENGINEER SHALL BE PROVIDED OVER THE BEARINGS. ONLY VERTICAL LIFTS WILL BE PERMITTED. CARE SHALL BE TAKEN TO PREVENT SUDDEN IMPACT LOADS ON THE STRINGERS. ENDS OF PRESTRESSING STRANDS SHALL BE PAINTED WITH AN APPROVED GALVANIZING AGENT.
- TOP OF BOXES SHALL HAVE A SAND BLASTED FINISH. FOR CONCRETE OVERLAY AND FLOAT FINISH FOR NO OVERLAY OR MEMBRANE AND ASPHALT OVERLAY.
- THE CONCRETE IMMEDIATELY SURROUNDING ALL LIFTING DEVICES SHALL HAVE A FORMED RECESS 65mm DEEP. THE RECESS SHALL BE THOROUGHLY SANDBLASTED IN THE SHOP. AFTER ERECTION, THE LIFTING DEVICE SHALL BE BURNT OFF AT THE BOTTOM OF THE RECESS AND THE RECESS SHALL BE PATCHED WITH AN APPROVED NON-SHRINK GROUT.

Province of British Columbia  
 MINISTRY OF TRANSPORTATION  
 BRIDGE ENGINEERING BRANCH

**STANDARD TWIN CELL CONCRETE BOX STRINGERS**  
 MK. 700/18/E/10° & MK. 700/18/I/10°

DESIGNED V.H./K.B. DATE 92-07-14	CHECKED J.E.S. DATE 92-11-12	DRAWN J.A. DATE 92-03-20
PREPARED BY ORIGINAL SIGNED BY B. BARNEWALL	RECOMMENDED ORIGINAL SIGNED BY K.W. HO	ACCEPTED FOR CONSTRUCTION ORIGINAL SIGNED BY E.A. LUND
BRIDGE REHAB/MAINT ENGINEER DATE 93/02/12	CHIEF BRIDGE ENGINEER DATE 93/02/12	CHIEF HIGHWAY ENGINEER DATE 93/02/12
FILE No.	NEGATIVE No.	REG. DRAWING No.

2978-22

SCALE AS NOTED

Rev	Date	Description	Init
A	92-11-12	LIFTING DEVICE RECESS-NOTES	KL
B	93-02-04	GENERAL	J.S.

REVISIONS