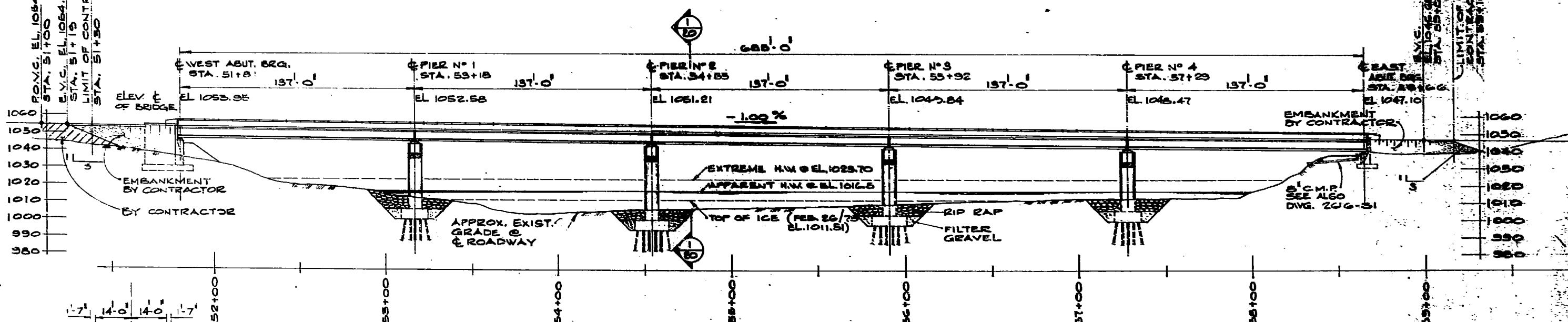
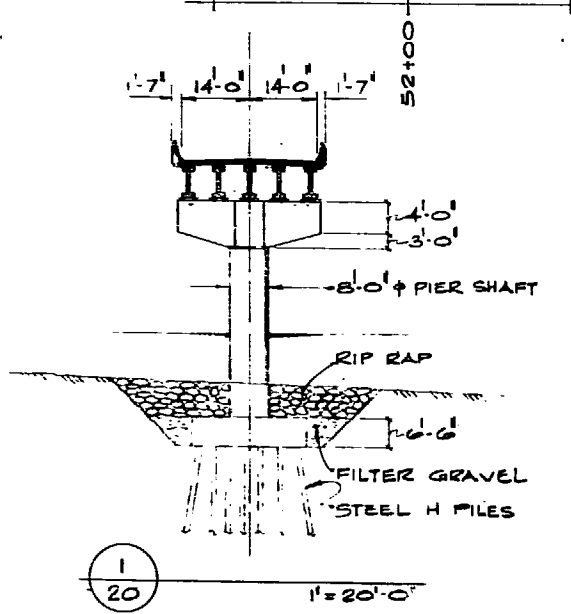


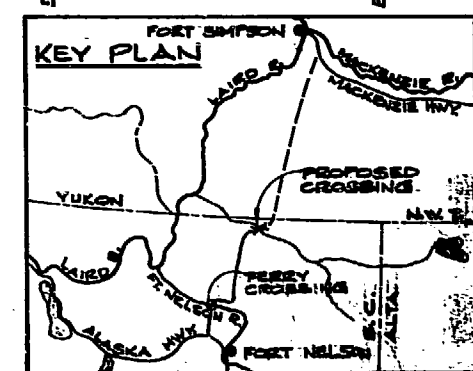
PLAN 1" = 30'-0"



ELEVATION 1" = 30'-0"



DRAWING INDEX PRESTRESSED CONCRETE ALTERNATIVE			
GENERAL ARRANGEMENT	2616-20	BEARING DETAILS	2616-28
PILE LAYOUT & TEST HOLES	2616-21	EXPANSION SEAL DETAILS	2616-30
WEST ABUTMENT	2616-22	ALUMINUM POSTS RAILING & DECK DRAINAGE	2616-31
EAST ABUTMENT	2616-23	ALTERATION TO DECK JOINT	2616-32
PIER NO 1 & NO 4	2616-24	DAMAGED GIRDER REPLACEMENT SHEET NO 1	2616-33
PIER NO 2 & NO 3	2616-25	DAMAGED GIRDER REPLACEMENT SHEET NO 2	2616-34
STRESS SHEET	2616-26		
PRESTRESSED STRINGER DETAILS	2616-27	STANDARD ALUMINUM RAILING SHEET NO 1	1810-19F
DECK DETAILS	2616-28		



PRESTRESSED CONCRETE ALTERNATIVE	
D	
C	
B	
A	GENERAL REVISION AS BUILT C.T. N.W.S.
REVISIONS	

BUSH, BOHLMAN & BARTON
CONSULTING STRUCTURAL ENGINEERS

49527 GOVERNMENT OF BRITISH COLUMBIA
MINISTRY OF TRANSPORTATION AND HIGHWAYS
BRIDGE ENGINEERING BRANCH

NORTH PEACE RIVER ELECTORAL DISTRICT
PETITOT RIVER BRIDGE

GENERAL ARRANGEMENT

RECOMMENDED: [Signature]

GENERAL ARRANGEMENT APPROVED 1980-08-15

DATE: [] DRAWN: [] CHECKED: []

