

NOTE: STRIPPING REMOVAL APPLIES ONLY TO THE AREA BETWEEN SLOPE STAKE LINES (TOES & TOP OF CUT) OF PROPOSED ROADWAY TEMPLATE

FOR REFERENCE ONLY

BINNIE R.F. BINNIE & ASSOCIATES LTD.
 205 - 4946 Canada Way,
 Burnaby, BC V5G 4H7
 TEL 604 420 1721
 BINNIE.com

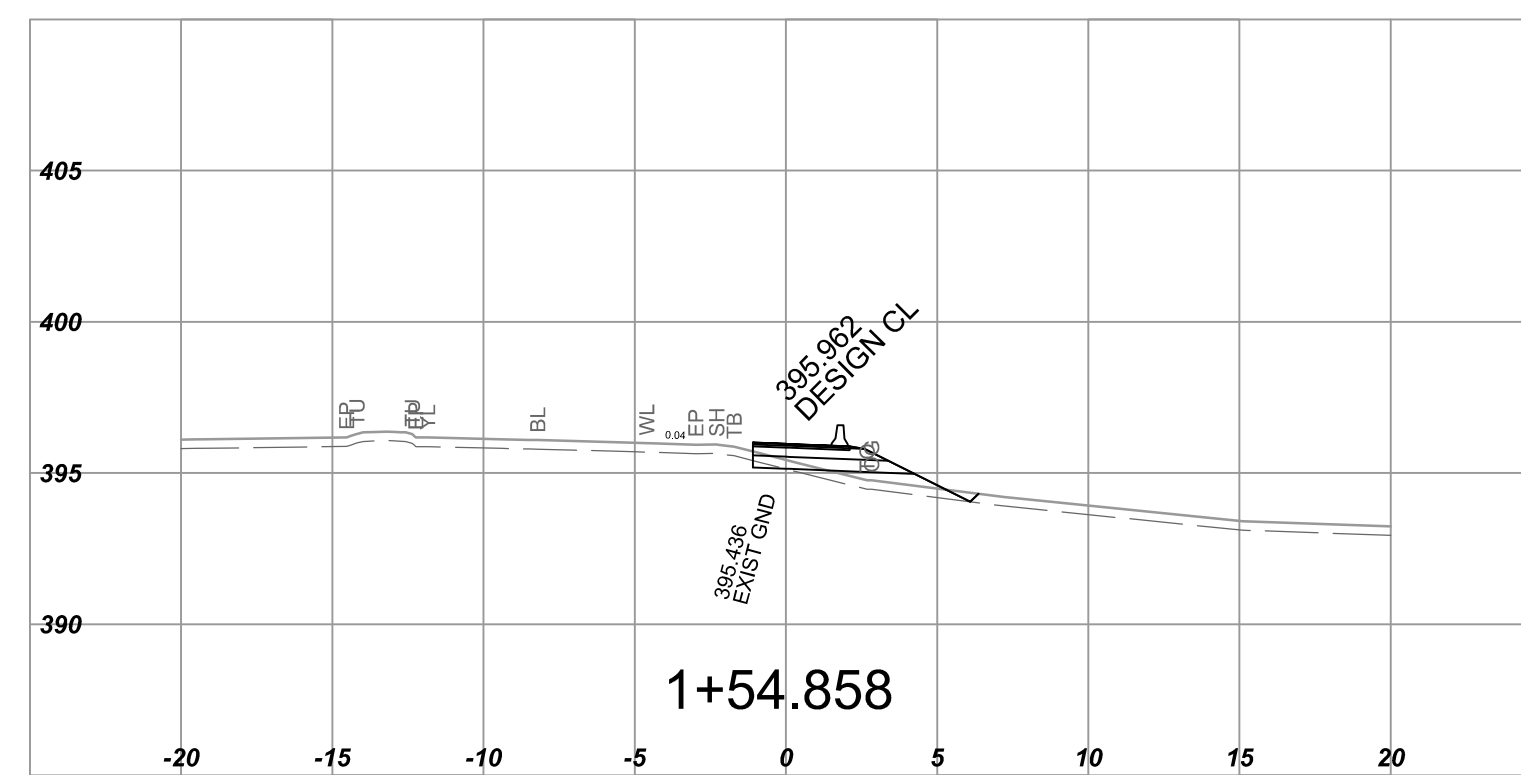
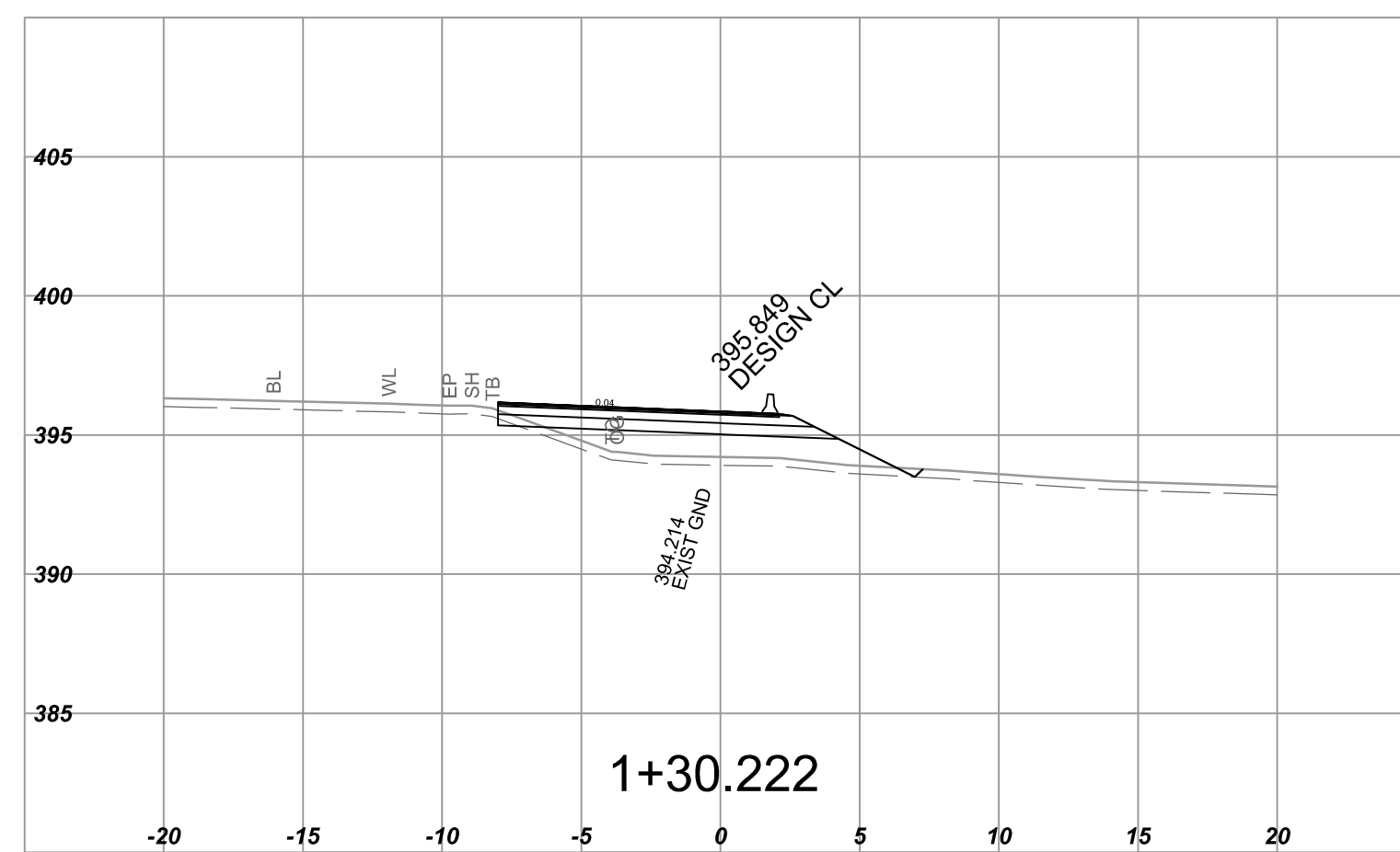
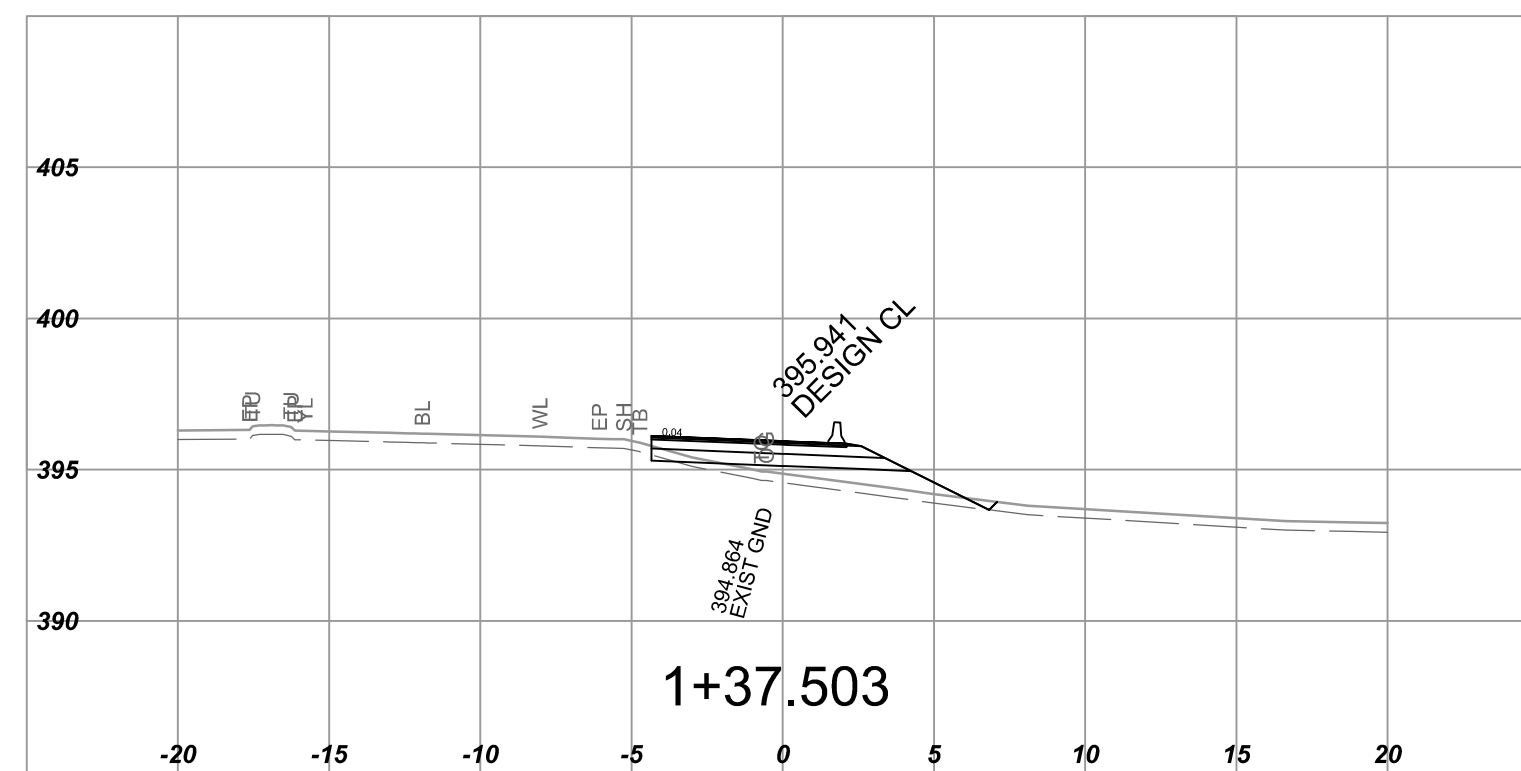
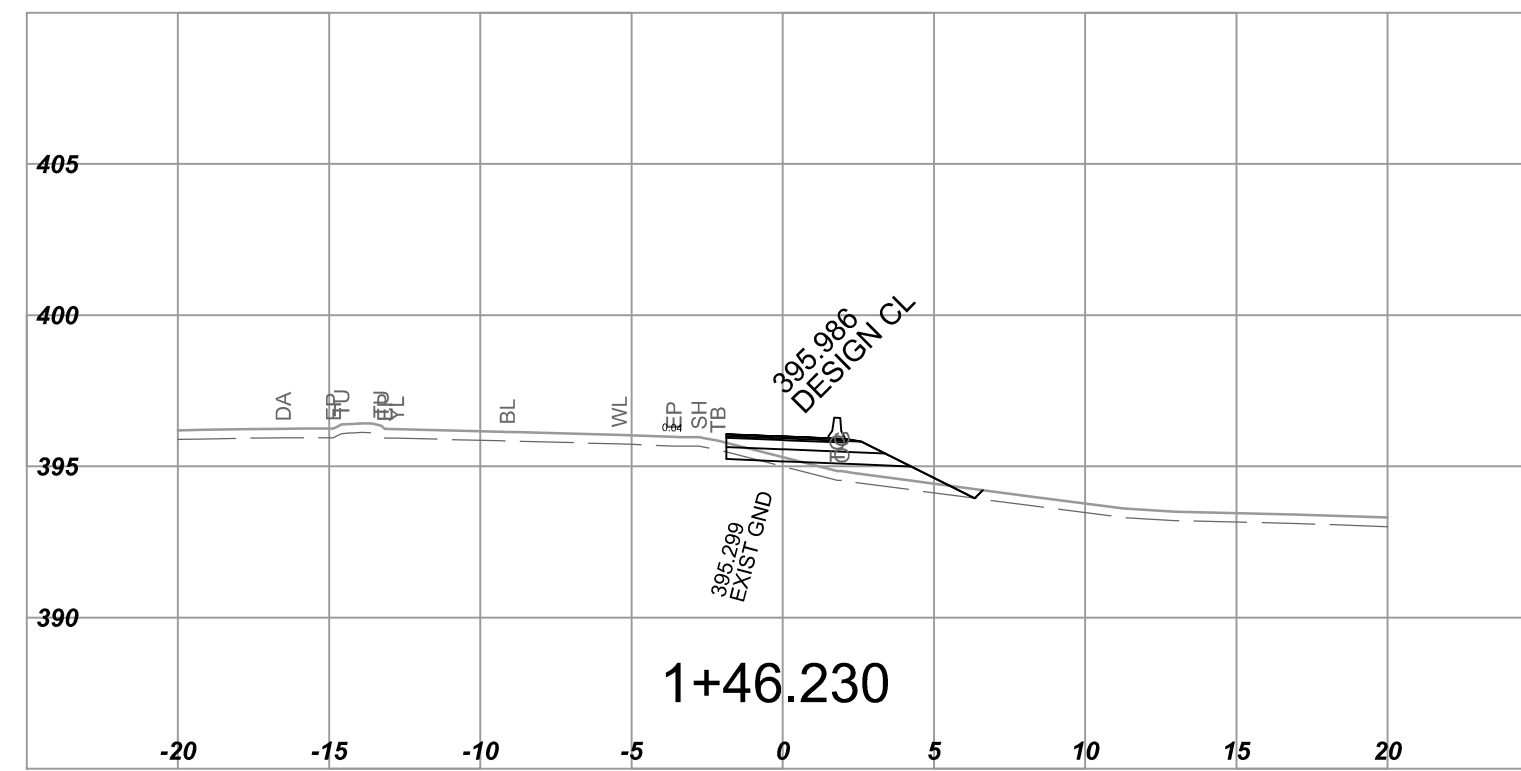
BRITISH COLUMBIA
 MINISTRY OF TRANSPORTATION AND INFRASTRUCTURE
 HIGHWAY ENGINEERING
 SOUTHERN INTERIOR REGION

SCALE 0 2 1:250 12m
 CAD FILENAME 15-0054 - C1XS.DWG
 DATE 2017-02-21

REV	DATE	REVISIONS	SIGNATURE

CROSS SECTIONS
 HIGHWAY NO. 97
 STICKLE ROAD INTERSECTION IMPROVEMENTS - PHASE 2
 C-01 LINE INTERSECTION CURVE

DESIGNED	M. VAN HOOF	DATE	SEPT_2017
QUALITY CONTROL	M. VAN HOOF	DATE	SEPT_2017
QUALITY ASSURANCE	E. BALLARIN	DATE	SEPT_2017
DRAWN	R. FUCHS	DATE	SEPT_2017
SENIOR DESIGNER			
DATE			
FILE NUMBER	2815	PROJECT NUMBER	23617-0002
REG	SIR	DRAWING NUMBER	R2-1023-C-01XS-1
REV			



NOTE: STRIPPING REMOVAL APPLIES ONLY TO THE AREA BETWEEN SLOPE STAKE LINES (TOES & TOP OF CUT) OF PROPOSED ROADWAY TEMPLATE

FOR REFERENCE ONLY

Sep 13, 2017 11:19:00 AM P:\2015\15-0054\15-0054 - CAD Files\Design\Sections\15-0054 - C1XS.dwg

		R.F. BINNIE & ASSOCIATES LTD. 205 - 4946 Canada Way, Burnaby, BC V5G 4H7 TEL 604 420 1721 BINNIE.com				MINISTRY OF TRANSPORTATION AND INFRASTRUCTURE HIGHWAY ENGINEERING SOUTHERN INTERIOR REGION																																											
SCALE 0 2 1:250 12m CAD FILENAME 15-0054 - C1XS.DWG DATE 2017-09-21		CROSS SECTIONS HIGHWAY NO. 97 STICKLE ROAD INTERSECTION IMPROVEMENTS - PHASE 2 C-01 LINE INTERSECTION CURVE																																															
<table border="1"> <thead> <tr> <th>REV</th> <th>DATE</th> <th>REVISIONS</th> <th>SIGNATURE</th> </tr> </thead> <tbody> <tr><td> </td><td> </td><td> </td><td> </td></tr> <tr><td> </td><td> </td><td> </td><td> </td></tr> <tr><td> </td><td> </td><td> </td><td> </td></tr> <tr><td> </td><td> </td><td> </td><td> </td></tr> <tr><td> </td><td> </td><td> </td><td> </td></tr> <tr><td> </td><td> </td><td> </td><td> </td></tr> <tr><td> </td><td> </td><td> </td><td> </td></tr> <tr><td> </td><td> </td><td> </td><td> </td></tr> <tr><td> </td><td> </td><td> </td><td> </td></tr> <tr><td> </td><td> </td><td> </td><td> </td></tr> </tbody> </table>		REV	DATE	REVISIONS	SIGNATURE																																									SENIOR DESIGNER _____ DATE _____		DESIGNED <u>M. VAN HOOF</u> DATE <u>SEPT_2017</u> QUALITY CONTROL <u>M. VAN HOOF</u> DATE <u>SEPT_2017</u> QUALITY ASSURANCE <u>E. BALLARIN</u> DATE <u>SEPT_2017</u> DRAWN <u>R. FUCHS</u> DATE <u>SEPT_2017</u>	
REV	DATE	REVISIONS	SIGNATURE																																														
FILE NUMBER 2815		PROJECT NUMBER 23617-0002		REG SIR		DRAWING NUMBER R2-1023-C-01XS-2																																											