

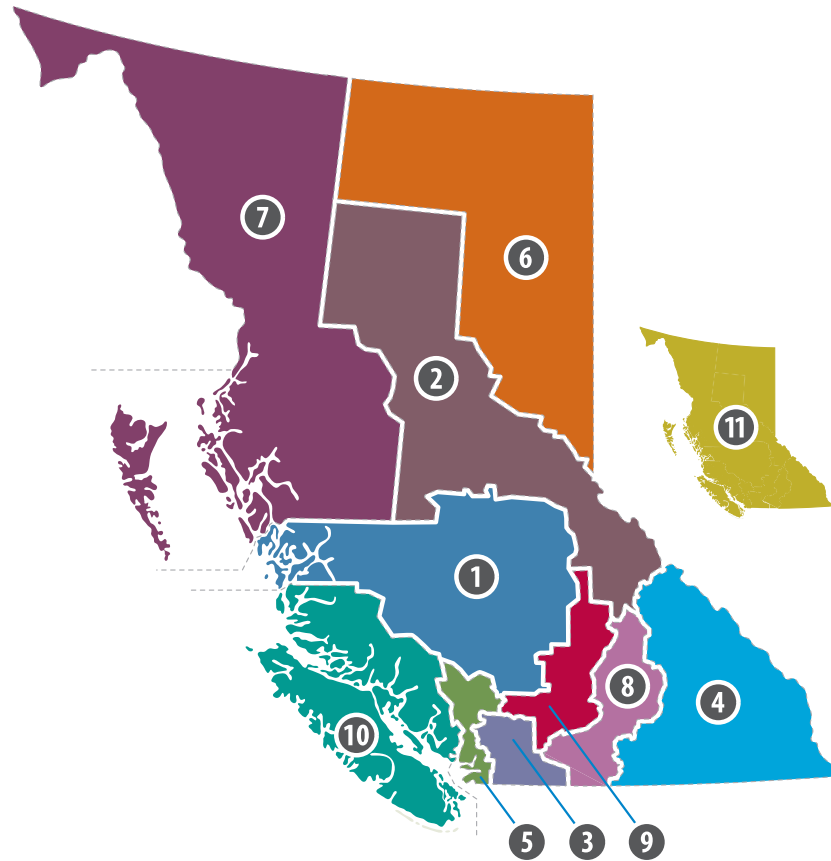
B.C. on the Move: A 10-Year Transportation Plan
Public Engagement Summary Report – January 2015

Appendix 11: Detailed Results for Province-wide Public Attitude Survey

DETAILED RESULTS – PROVINCE-WIDE PUBLIC ATTITUDE SURVEY

REGIONAL DISTRIBUTION AND FURTHER INTEREST

Participants were presented with a map of the province divided into 10 regions and asked to indicate where they lived:



		Total Commenting 12,661 *
1	Central Interior (Cariboo)	1,014
2	Central North	425
3	Fraser Valley	936
4	Kootenays	1,039
5	Lower Mainland	3,962
6	Northeast	299
7	Northwest	323
8	Okanagan	1,648
9	Thompson Nicola	737
10	Vancouver Island – South Coast	2,167
11	Province-wide Public Attitude Survey	1,150

* 111 respondents did not state their region

DETAILED RESULTS – PROVINCE-WIDE PUBLIC ATTITUDE SURVEY

PUBLIC ATTITUDE SURVEY: NOVEMBER – DECEMBER 2014

MoTI commissioned a public attitude survey, completed by Mustel Group. From November to December 2014, Mustel Group recruited a representative sample of British Columbia residents to complete the same online survey as engagement participants.

Approximately 2,300 residents were recruited, from which 1,150 went on to complete the online survey. Each recruited participant provided a contact email address and was sent an electronic invitation to complete a survey. Each invitation contained a unique survey link allowing the participant to complete the survey just once.

The margins of error at the 95% level of confidence for these samples are as follows:

- Total British Columbia: n=1,150 participants yields a margin of error of +/-2.9%
- Lower Mainland: n=250 participants yields a margin of error of +/-6.2%
- All other regions: n=100 participants yields a margin of error of +/-9.8%

DETAILED RESULTS – PROVINCE-WIDE PUBLIC ATTITUDE SURVEY

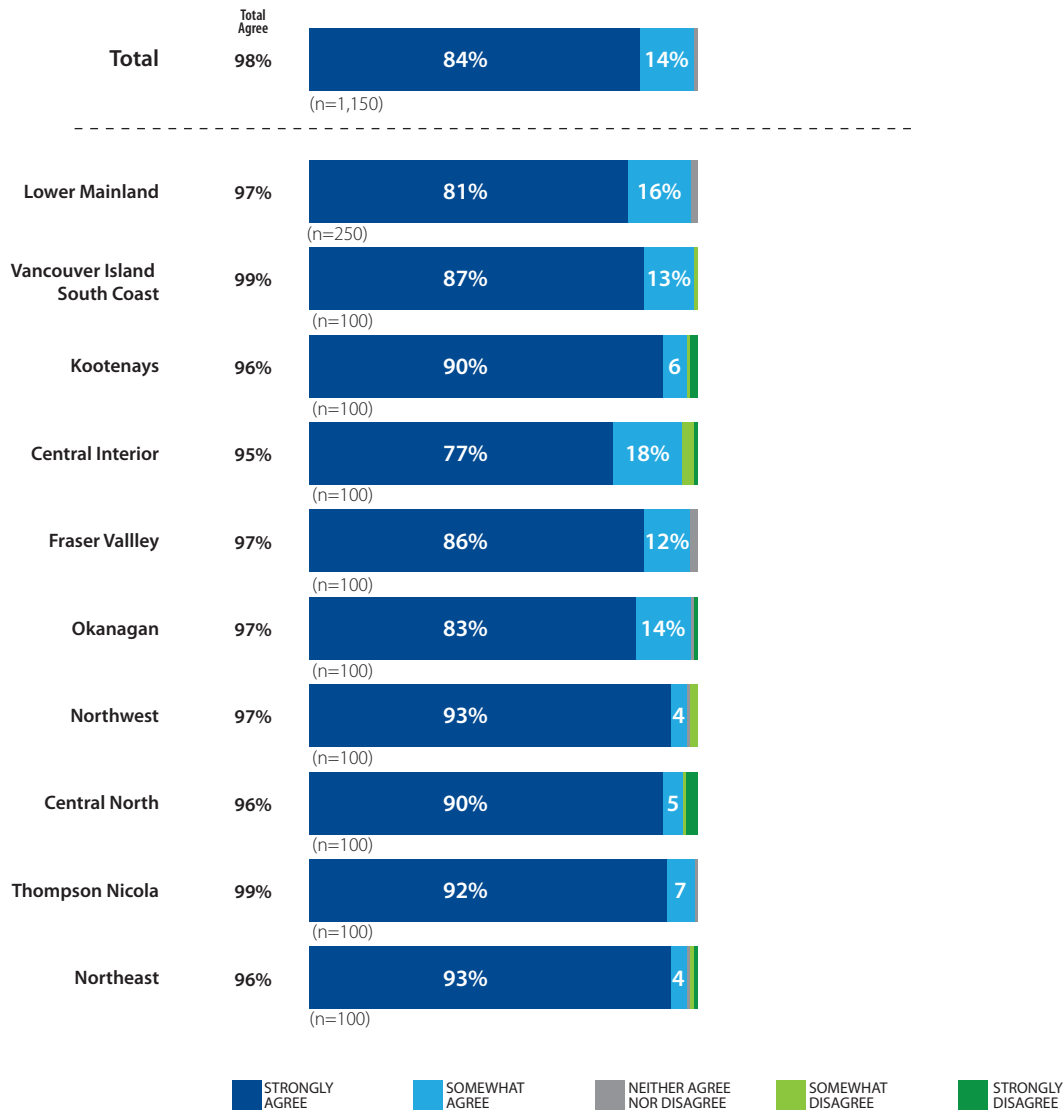
Below are the results for the public attitude survey region for questions 1-3.

Complete regional results for this question as part of the engagement survey can be found in appendices 1-10.

Q1.0 MOVING PEOPLE AND GOODS SAFELY AND RELIABLY

Q1.1 KEEPING HIGHWAYS, BRIDGES AND SIDE ROADS IN GOOD CONDITION

Participants were asked to provide their feedback by indicating their overall level of agreement with this strategy.



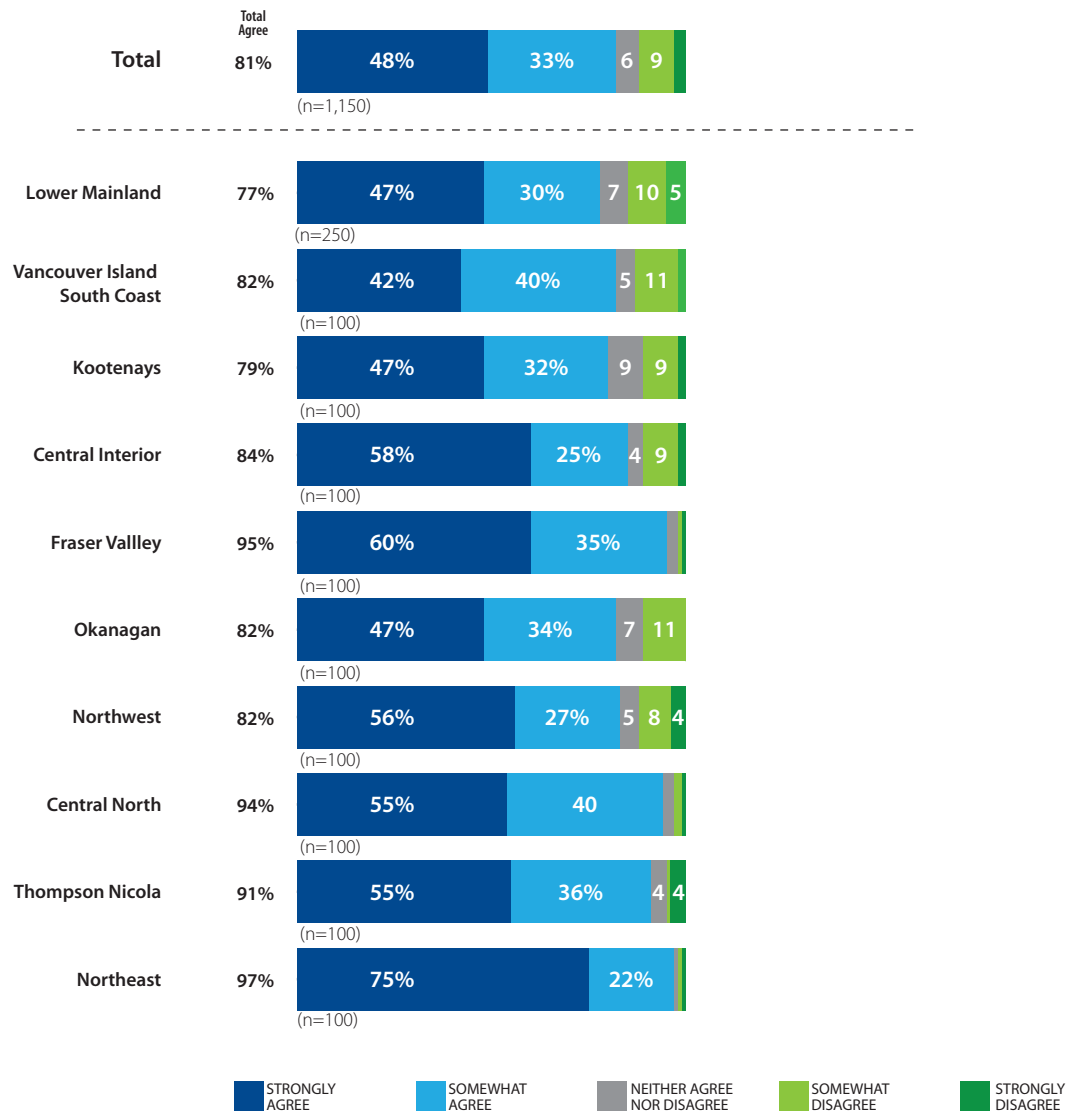
*Totals may not add up due to rounding.

DETAILED RESULTS – PROVINCE-WIDE PUBLIC ATTITUDE SURVEY

Q1.0 MOVING PEOPLE AND GOODS SAFELY AND RELIABLY continued

Q1.2 CONTINUING TO EXPAND AND IMPROVE HIGHWAY CAPACITY, BRIDGES AND SIDE ROADS

Participants were asked to provide their feedback by indicating their overall level of agreement with this strategy.



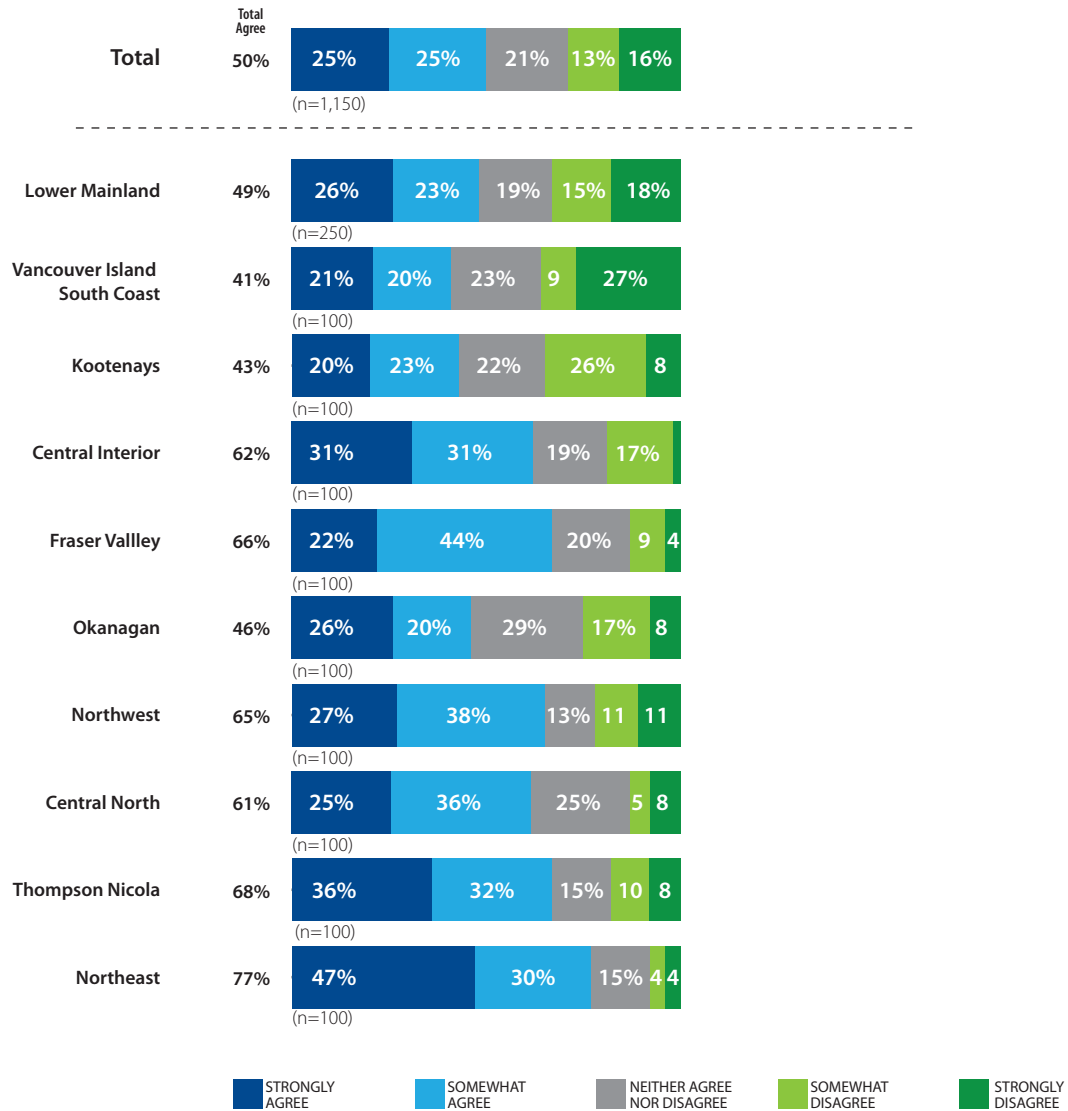
*Totals may not add up due to rounding.

DETAILED RESULTS – PROVINCE-WIDE PUBLIC ATTITUDE SURVEY

Q2.0 GROWING THE ECONOMY

Q2.1 SUPPORTING THE DEVELOPMENT OF LNG AND OTHER RESOURCE DEVELOPMENT

Participants were asked to provide their feedback by indicating their overall level of agreement with this strategy.



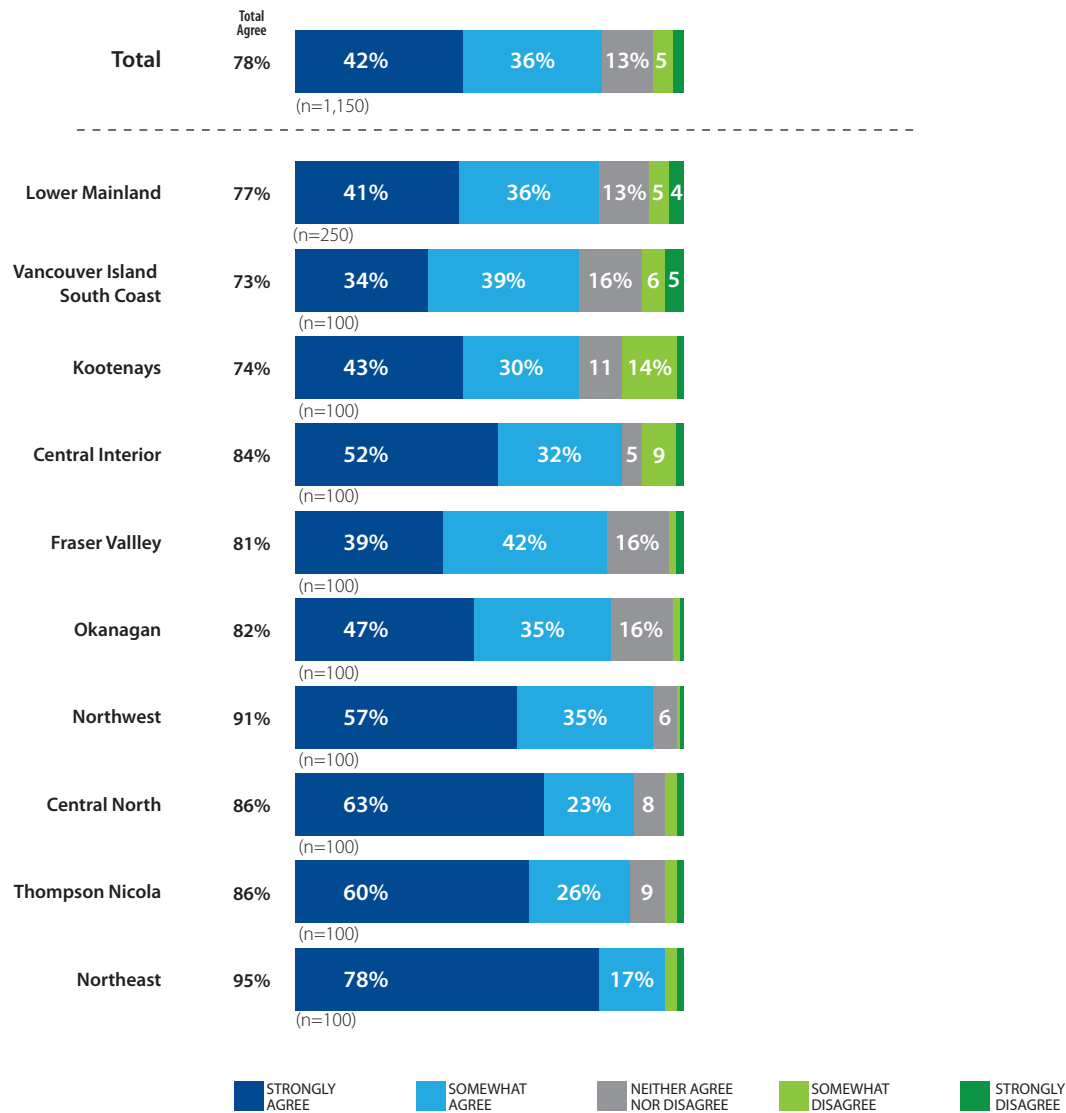
*Totals may not add up due to rounding.

DETAILED RESULTS – PROVINCE-WIDE PUBLIC ATTITUDE SURVEY

Q2.0 GROWING THE ECONOMY continued

Q2.2 IDENTIFYING AND UPGRADING KEY HIGHWAYS AND BRIDGES TO FACILITATE HEAVY AND OVERSIZED HAULING TO KEEP COMMERCIAL TRAFFIC FLOWING SMOOTHLY ACROSS B.C.

Participants were asked to provide their feedback by indicating their overall level of agreement with this strategy.



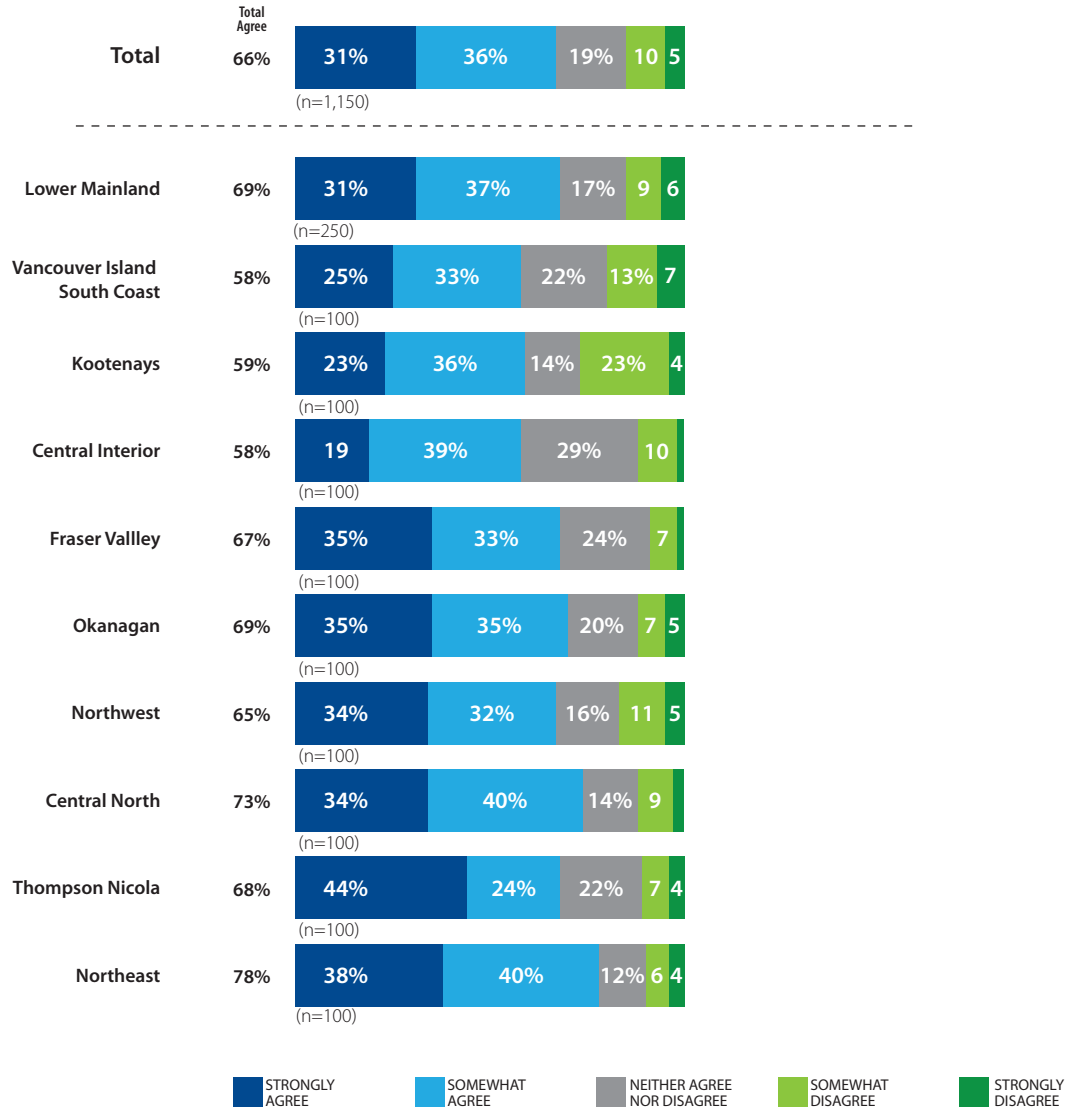
*Totals may not add up due to rounding.

DETAILED RESULTS – PROVINCE-WIDE PUBLIC ATTITUDE SURVEY

Q2.0 GROWING THE ECONOMY continued

Q2.3 SUPPORTING INCREASED TRADE WITH ASIA AND AROUND THE WORLD

Participants were asked to provide their feedback by indicating their overall level of agreement with this strategy.



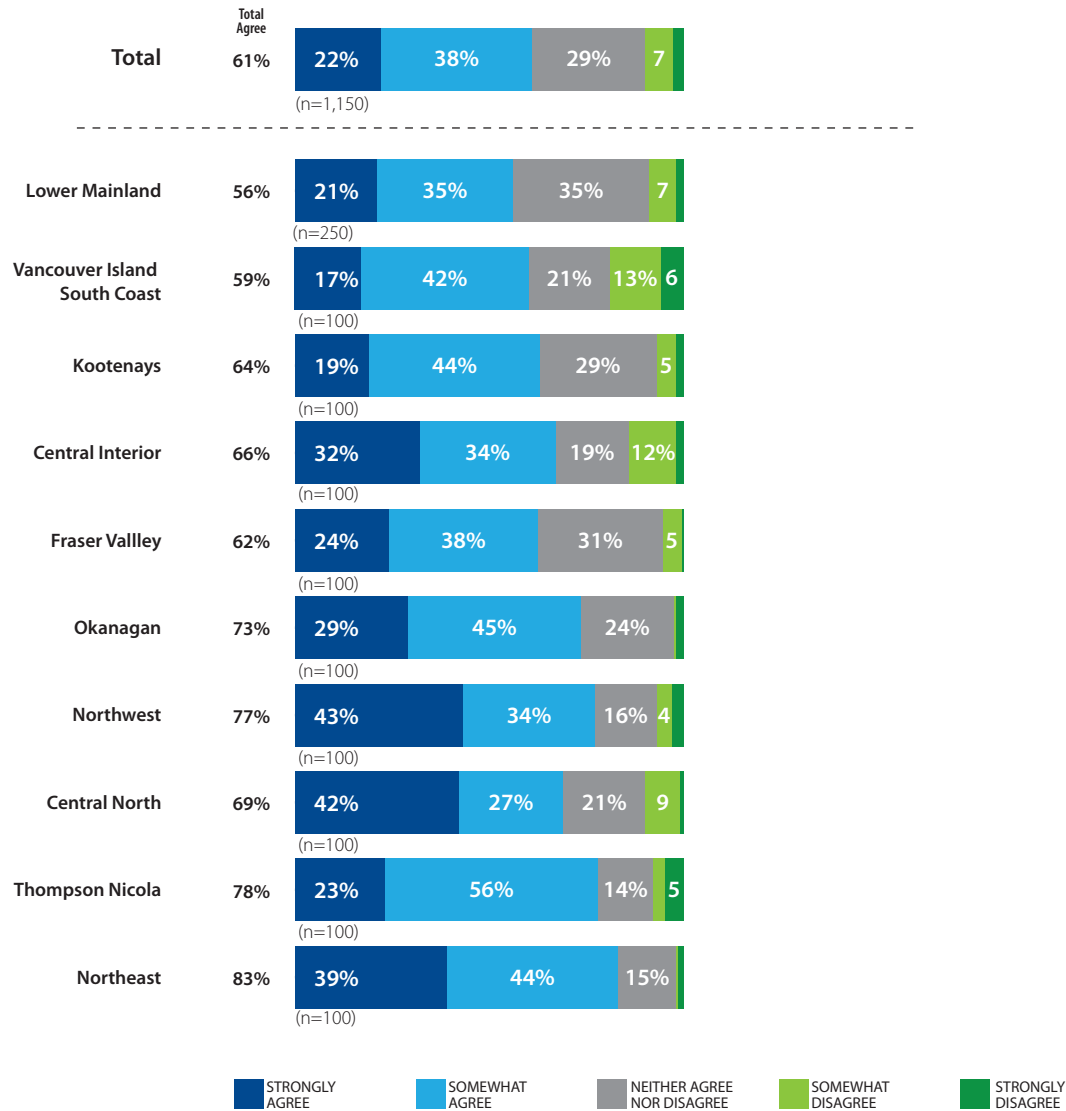
*Totals may not add up due to rounding.

DETAILED RESULTS – PROVINCE-WIDE PUBLIC ATTITUDE SURVEY

Q2.0 GROWING THE ECONOMY continued

Q2.4 STRENGTHENING B.C.'S TRUCKING SECTOR

Participants were asked to provide their feedback by indicating their overall level of agreement with this strategy.



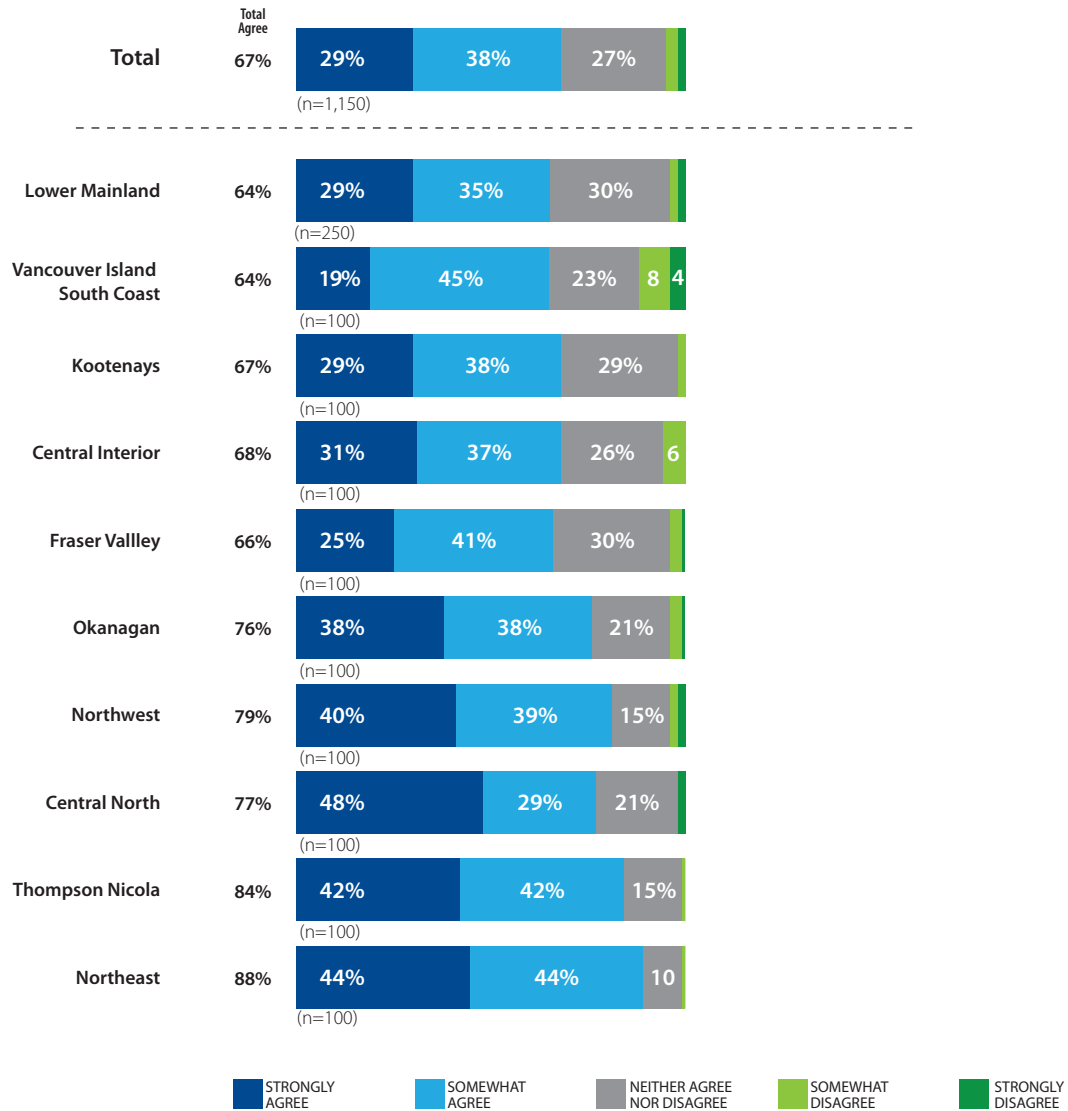
*Totals may not add up due to rounding.

DETAILED RESULTS – PROVINCE-WIDE PUBLIC ATTITUDE SURVEY

Q2.0 GROWING THE ECONOMY continued

Q2.5 STRENGTHENING B.C.'S AVIATION SECTOR

Participants were asked to provide their feedback by indicating their overall level of agreement with this strategy.

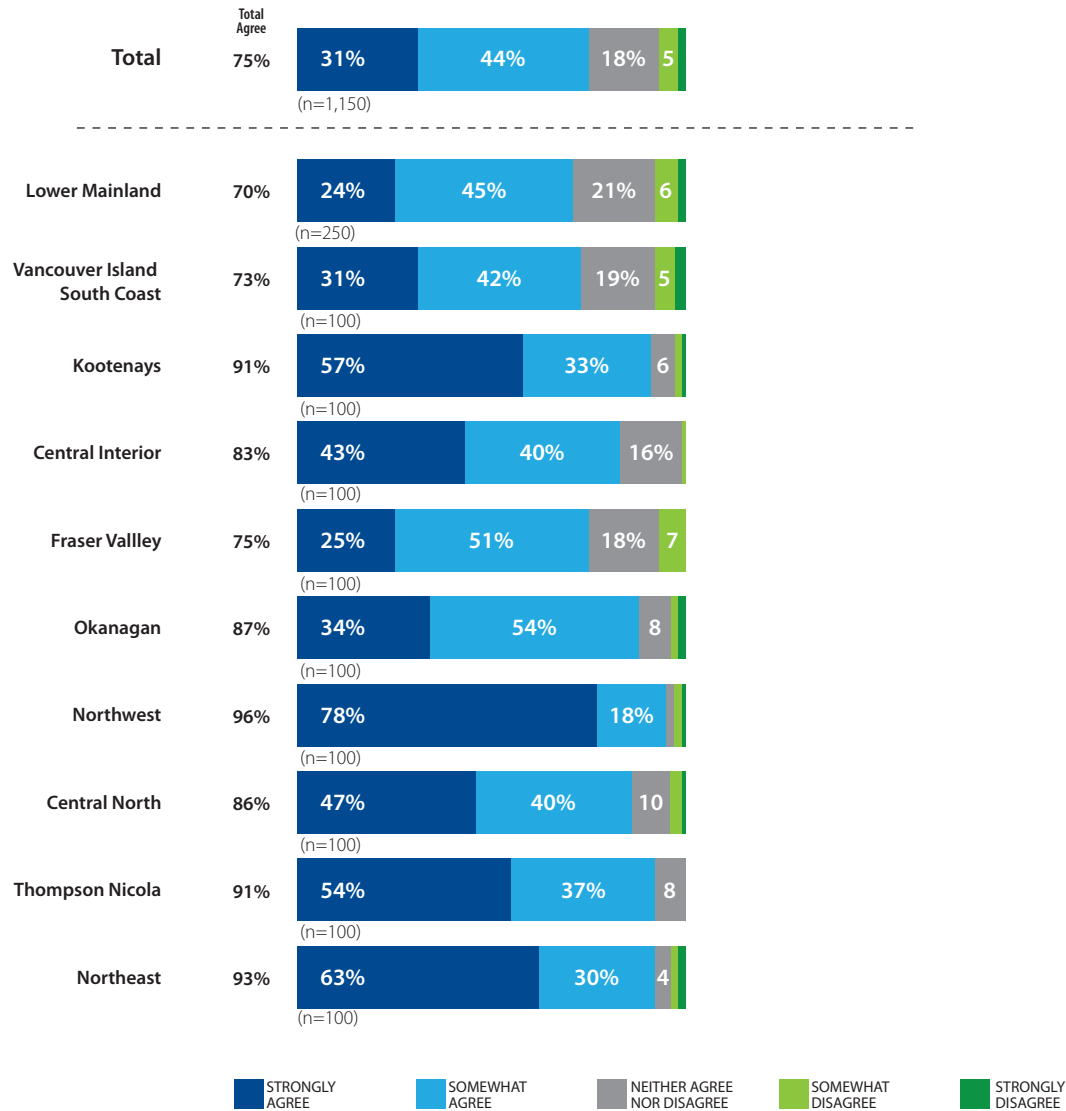


*Totals may not add up due to rounding.

Q3.0 CONNECTING AND STRENGTHENING COMMUNITIES

Q3.1 SUPPORTING REGIONAL AND SMALL COMMUNITY AIRPORTS TO IMPROVE INFRASTRUCTURE SUCH AS RUNWAYS AND TERMINALS

Participants were asked to provide their feedback by indicating their overall level of agreement with this strategy.



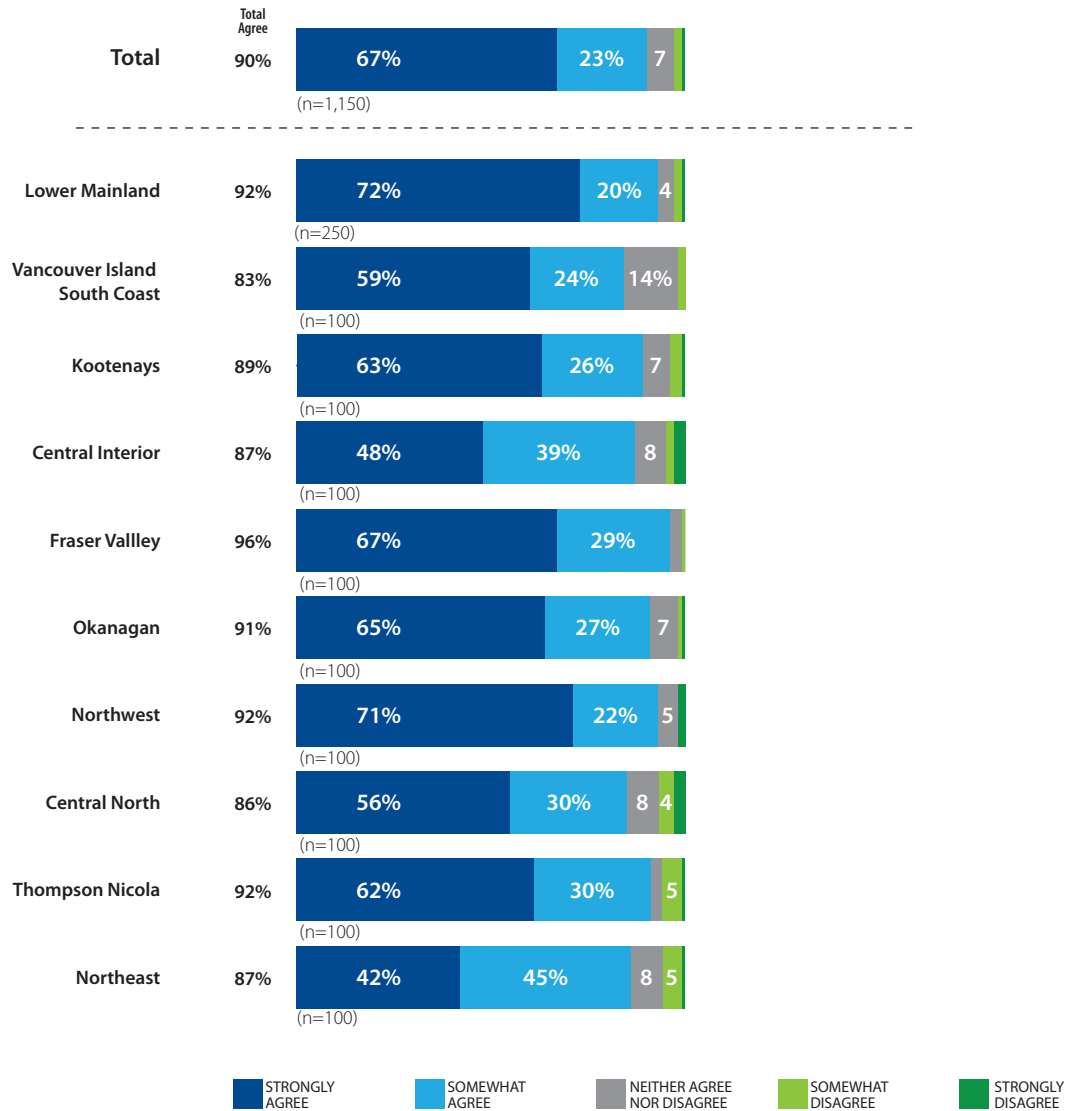
*Totals may not add up due to rounding.

DETAILED RESULTS – PROVINCE-WIDE PUBLIC ATTITUDE SURVEY

Q3.0 CONNECTING AND STRENGTHENING COMMUNITIES continued

Q3.2 IMPROVING AND INCREASING TRANSIT SERVICES FOR COMMUNITIES ACROSS B.C.

Participants were asked to provide their feedback by indicating their overall level of agreement with this strategy.



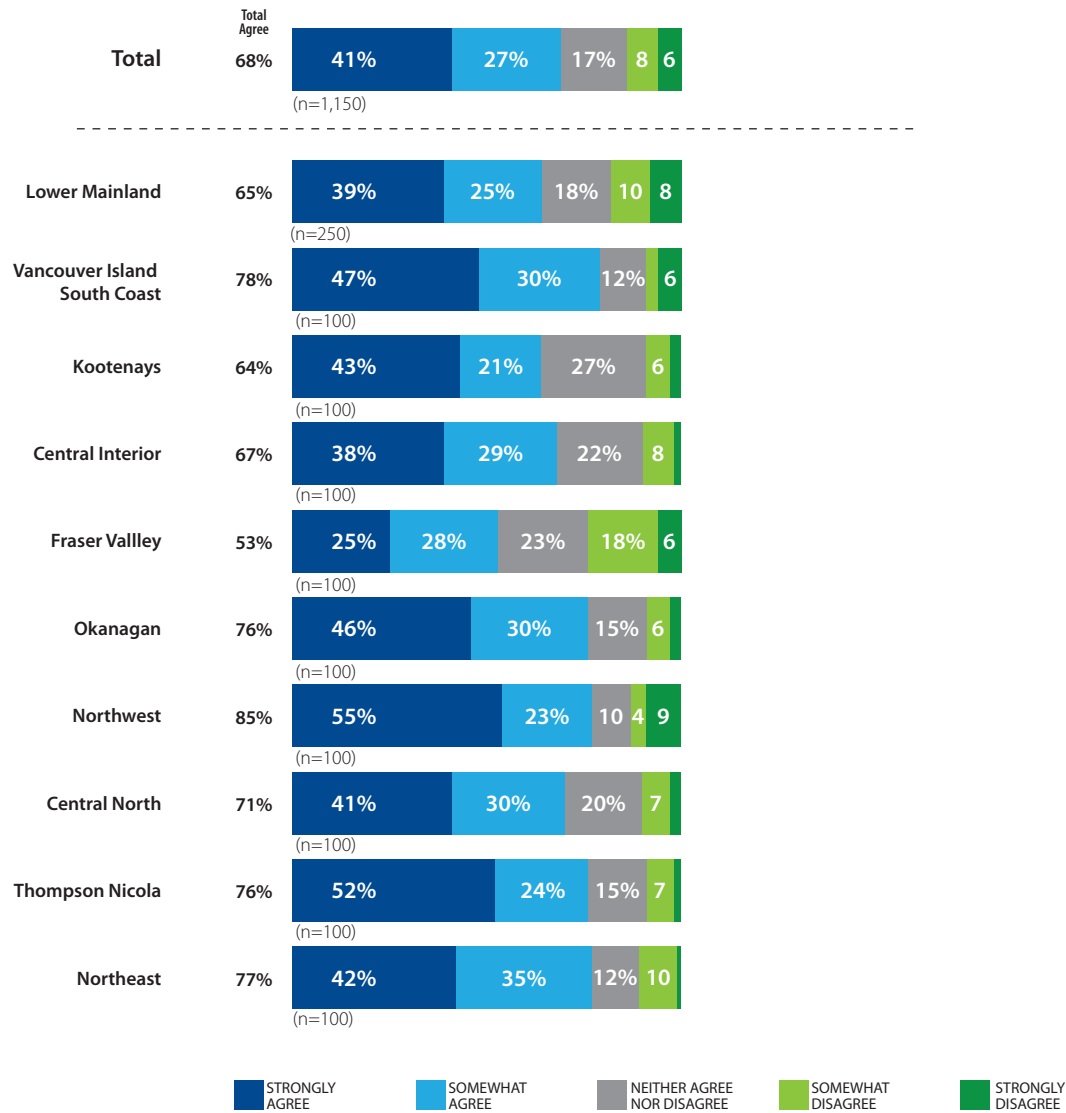
*Totals may not add up due to rounding.

DETAILED RESULTS – PROVINCE-WIDE PUBLIC ATTITUDE SURVEY

Q3.0 CONNECTING AND STRENGTHENING COMMUNITIES

Q3.3 ENHANCING CYCLING INFRASTRUCTURE AND IMPROVING TRANSPORTATION CHOICES

Participants were asked to provide their feedback by indicating their overall level of agreement with this strategy.



*Totals may not add up due to rounding.

DETAILED RESULTS – PROVINCE-WIDE PUBLIC ATTITUDE SURVEY

Q4.0 TOP 3 PRIORITIES FOR TRANSPORTATION INFRASTRUCTURE IMPROVEMENTS

Participants were asked to identify their top three priorities for transportation infrastructure improvements. Province-wide results are shown below for the public attitude survey. Results for this question are presented as percentages of the total mentions.

Complete regional results for this question as part of the engagement survey can be found in appendices 1-10.

PROVINCE-WIDE PUBLIC ATTITUDE SURVEY TOTAL MENTIONS	Total Commenting 1,150
Highways & Side Roads	65%
Improvements to provincial highways (i.e., suggestions for improvements included upgrades for safety, 4-laning, intersection upgrades)	23%
Maintenance (i.e., re-surfacing, snow removal, concerns regarding maintenance)	20%
Improve traffic flow (i.e., reduce/remove lights, increase speed limit, increase number of HOV/bus lanes)	10%
Safety: need for wildlife fencing, reflectors, signage, reduction of speeding and aggressive driving	7%
Re-route commercial/ Hwy traffic to bypass community/ dedicated routes/ lanes	5%
Improve secondary / rural access roads (i.e., paving, maintenance issues)	4%
Improvements Trans-Canada Highway/ Hwy 1 (i.e., suggestions for improvements included upgrades for safety, 4-laning, intersection upgrades)	4%
Support user pay/toll roads to fund transportation infrastructure	3%
Build more roads/ highways (i.e., new routes, connectors to other major highways)	3%
Improvements to Vancouver Island highways/ Malahat, 1A, 4, 4A, 14, 17, 18, 19, 19A, 30 (i.e., suggestions for improvements included upgrades for safety, 4-laning, intersection upgrades)	2%
Improvements for commercial vehicle transportation (i.e., permits, dedicated lanes, CVSE)	2%
Overpass Hwy 1 at McKenzie Ave /Admirals Rd/ Tillicum Rd (Victoria)	1%
Improvements Hwy 97, 97A, 97B, 97C, 97D (i.e., suggestions for improvements included upgrades for safety, 4-laning, intersection upgrades)	1%
Improvements to Hwy 3, 3A, 3B, Crowsnest (i.e., suggestions for improvements included upgrades for safety, 4-laning, intersection upgrades)	1%
Build/ provide electric vehicle charging stations/ hydrogen/ alternative fuel stations	1%
Improvements to Hwy 16 - Queen Charlottes/ Yellowhead (i.e., suggestions for improvements included upgrades for safety, 4-laning, intersection upgrades)	1%

DETAILED RESULTS – PROVINCE-WIDE PUBLIC ATTITUDE SURVEY

Transit (B.C. & Translink)	52%
Increase government funding to expand public transit options	14%
Increase public transit options for communities outside of Lower Mainland	12%
SkyTrain/LRT expansion	9%
SkyTrain expansion/LRT for South of Fraser/Surrey	7%
Improve public transit schedule / frequency	6%
Build Broadway Corridor/ UBC SkyTrain/LRT	6%
SkyTrain expansion/LRT for areas outside of the lower mainland	3%
Provide regular (rapid) bus intercommunity services	2%
Translink comments (i.e., SkyTrain problems, management issues)	1%
Bridges	19%
Maintenance issues/ replace/ upgrade older bridges	10%
Replace/ upgrade Patullo bridge	4%
Build more bridges	3%
Build a fixed link to Vancouver Island/other islands/ coastal communities	2%
Build a second crossing of Okanagan Lake at Kelowna	1%
Build a fixed link for Arrow Lakes/ Nakusp area	1%
Ferries (Inland & Coastal)	17%
Reduce fares/offer discounts	6%
B.C. Ferries are part of the highway system / should be funded by the Prov. Govt./run by Ministry of Transportation	6%
Save costs by reducing administration/ management salaries/ pensions/ compensation	2%
Ferries are an essential service/coastal communities are completely dependent/ basic service levels must be maintained	1%
Kootenay Lake/Inland Ferries are a priority	1%
Cycling & Pedestrian	16%
Build more bike lanes / protected cyclist access	12%
Healthy living / good for the environment / fund new active transportation infrastructure /walkable communities/trails	3%
Build more sidewalks / protected pedestrian access	2%
Rail	8%
Rail – improve, increase use of, maintain railways	4%
Provide (affordable/ high speed) intercommunity commuter / passenger rail service	3%
Increase commercial train usage to decrease truck traffic	2%
E&N passenger rail service linking Victoria (CRD) to Nanaimo / other areas of Vancouver Island	1%

DETAILED RESULTS – PROVINCE-WIDE PUBLIC ATTITUDE SURVEY

Airports	7%
Increased funding for improvements (i.e., all weather operational equipment, enlarge runways, more regional airports)	5%
Flight suggestions (i.e., cheaper fares, frequent regional flights, more destinations)	2%
Tunnels	4%
George Massey Tunnel replacement	3%
Build more tunnels	<1%
Ports	1%
Ports – expand/ improve	1%

Note: Results for this question are presented as percentages of the total mentions.

DETAILED RESULTS – PROVINCE-WIDE PUBLIC ATTITUDE SURVEY

Q5.0 ADDITIONAL COMMENTS

Participants were asked to provide any additional comments they might have. Province-wide results are shown below for the public attitude survey. Approximately one third of participants provided additional comments.

Results for this question are presented as percentages of the total mentions

Complete regional results for this question as part of the engagement survey can be found in appendices 1-10.

PROVINCE-WIDE PUBLIC ATTITUDE SURVEY ADDITIONAL COMMENTS	Total Commenting 1,150
Highways & Side Roads	8%
Maintenance (i.e., re-surfacing, snow removal, concerns regarding maintenance)	3%
Safety (need for wildlife fencing, reflectors, signage, reduction of speeding and aggressive driving)	2%
Improve traffic flow (i.e., reduce/remove lights, increase speed limit, increase number of HOV/bus lanes)	1%
Improvements to provincial highways (i.e., suggestions for improvements included upgrades for safety, 4-laning, intersection upgrades)	1%
Re-route commercial/ highway traffic to bypass community/ dedicated routes/ lanes	1%
Support user pay/toll roads to fund transportation infrastructure	1%
Improve secondary / rural access roads (i.e., paving, maintenance issues)	1%
Improvements to Trans-Canada Hwy/ Hwy 1 (i.e., suggestions for improvements included upgrades for safety, 4-laning, intersection upgrades)	1%
Transit (B.C. Transit & Translink)	5%
Increase government funding to expand public transit options	2%
SkyTrain expansion/LRT for South of Fraser/Surrey	1%
Translink comments (i.e., SkyTrain problems, management issues)	1%
Ferries (Inland & Coastal)	3%
B.C. Ferries are part of the highway system / should be funded by the Prov. Govt./run by Ministry of Transportation	1%
Ferries are an essential service/coastal communities are completely dependent/ basic service levels must be maintained	1%
Reduce fares/offer discounts	1%
Bridges	2%
Replace/ upgrade Patullo bridge	1%
Build a fixed link to Vancouver Island/other islands/ coastal communities	1%

DETAILED RESULTS – PROVINCE-WIDE PUBLIC ATTITUDE SURVEY

Rail	2%
Provide (affordable/ high speed) intercommunity commuter / passenger rail service	1%
Rail – improve, increase use of, maintain railways	1%
Increase commercial train usage to decrease truck traffic	1%
Cycling & Pedestrian	1%
Build more bike lanes / protected cyclist access	1%
Tunnels	1%
George Massey Tunnel replacement	1%
Airports	1%
Increased funding for improvements (i.e., all weather operational equipment, enlarge runways, more regional airports)	1%
Flight suggestions (i.e., cheaper fares, frequent regional flights, more destinations)	1%
Other Comments	
Supportive of proposed 10 year plan/ recent infrastructure improvements/ MoTI is doing a good job	2%
Negative comments regarding B.C. government / accountability	2%
Infrastructure financing comments (i.e., tolls, taxes, accountability)	2%
Against LNG / oil & gas industry / development	2%
Should focus on things that are environmentally friendly (i.e., carpooling, electric vehicle charging stations)	2%
Economic benefits for B.C. with improved infrastructure	1%
Comments positive and negative regarding survey/ consultation process	1%
Spread funding/ projects throughout the province/ don't forget the north/ rural B.C./ areas outside the Lower Mainland	1%
Against spending funds on cycling / transit expansion	1%
Against spending funds on road infrastructure expansion	1%
Supportive of LNG / oil & gas / resource development	1%

Note: Results for questions 4 and 5 are presented as percentages of the total mentions.