

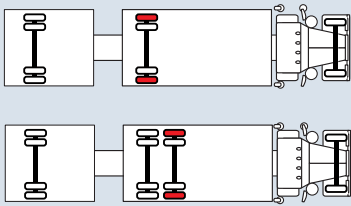
COMMERCIAL MOTOR VEHICLE CHAIN CONFIGURATIONS



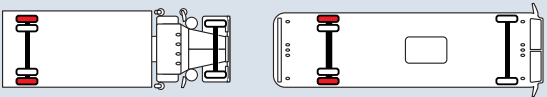
Winter Tires or Traction Devices Equal or under 11,794 kg

With one trailer

One drive axle – outside or inside wheel



Buses and 4-Wheel Drive without trailer



Traction devices include: chains, cable chains, socks, wheel sanders or automatic chains

Placement of required traction devices

October 1 - April 30

 UNDER 11,794 kg LICENCED GVW	 OVER 11,794 kg LICENCED GVW
WINTER TIRES OR CARRY CHAINS	MUST CARRY TIRE CHAINS

Oct 1 - Apr 30

MUST USE
WINTER TIRES
 M+S

Steel Chains Only – Over 11,794 kg

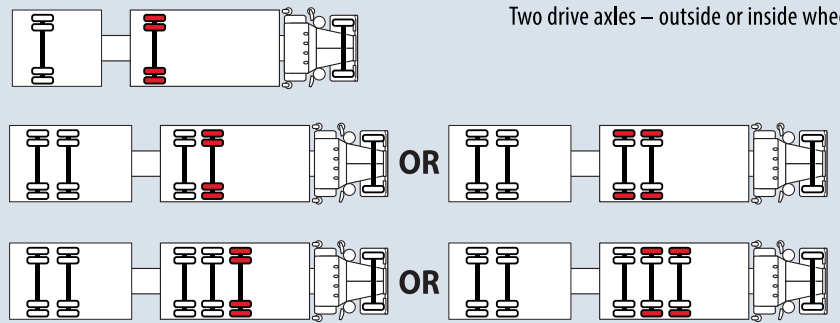
Without trailer

One drive axle – outside or inside wheel



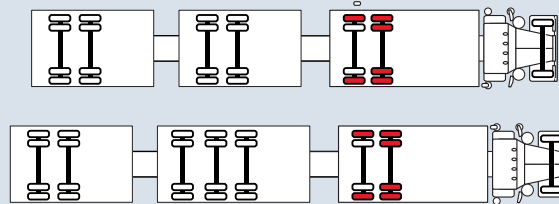
With one trailer

One drive axle – both wheels
Two drive axles – outside or inside wheel




With multiple trailers

Two drive axles – outside or inside wheel, and both wheels

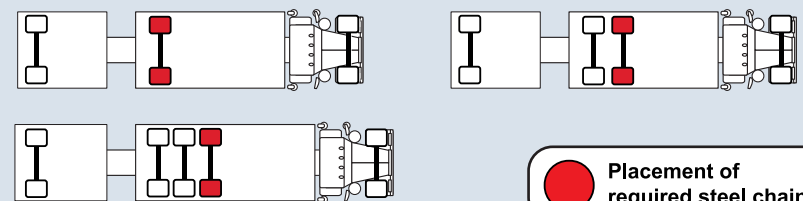


Super single tires without trailer

One drive axle – one wheel



Super single tires with trailer(s)



Placement of required steel chains

Current Road Conditions
www.drivebc.ca



DriveBC

TRAVEL INFO