

INTERSECTION SAFETY CAMERA

PROGRAM ANNUAL REPORT 2021



PROGRAM HIGHLIGHTS

Intersection Safety Camera (ISC) program continued to support public safety on BC's roads by being fully operational during the COVID-19 pandemic.

[ISC violation ticket data](#) by location is available in the [BC Data Catalogue](#).

A survey on public perception of intersection safety cameras in BC was conducted by ICBC in the fall of 2021.

- Awareness of red light cameras is 95% and speed cameras is 85%
- Support for use of red light cameras is 77% and speed cameras is 72%

In 2021, the highest ISC speeding ticket issued:

- In a 30 km/h zone: 90 km/h (60 km/h over limit)
- In a 50 km/h zone: 156 km/h (106 km/h over limit)
- In a 60 km/h zone: 181 km/h (121 km/h over limit)
- In a 70 km/h zone: 150 km/h (80 km/h over limit)
- In an 80 km/h zone: 198 km/h (118 km/h over limit)

Citizens continue to benefit from the convenience of online ticket payment. 59% of ISC violation tickets were paid online via [PayBC](#) in 2021.

PROGRAM OVERVIEW

[BC's Intersection Safety Camera \(ISC\) program](#) is an automated enforcement initiative designed to reduce motor vehicle crashes at intersections and the subsequent injuries and fatalities. This program is a partnership between the Province, the Insurance Corporation of British Columbia (ICBC), and the Royal Canadian Mounted Police (RCMP) and has been in operation since 1999. The ISC program operates 140 digital cameras installed at high-risk intersections throughout BC to enforce red light running offences. BC's ISC sites were selected based on extensive data analysis to identify those intersections that see the most serious injury crashes, and which have the potential for improved road safety benefits.

PROGRAM OFFICERS & VIOLATION TICKETS

Intersection Safety Camera Officers (ISCOs) are responsible for charging all intersection safety camera offences. The ISCOs are appointed as Special Provincial Constables under Section 9 of the *Police Act*. Officers are trained on the Prescribed Technology to verify the authenticity of image evidence and alleged offence data, and review the images to determine if a charge may be laid. The officers are also responsible for prosecuting the violation tickets in Provincial Traffic Courts around the province.

Images that are chargeable for red light infractions fall under Section 129(1) of the *Motor Vehicle Act (MVA)* - ‘disobey red light at intersection’.

Images that are chargeable for speeding infractions fall under *MVA* Sections 146(1) - ‘speed in (outside) municipality’, 146(3), 146(5) - ‘speed against highway sign’, 146(7) - ‘speed against municipal sign’, and 148(1) - ‘excessive speed’.

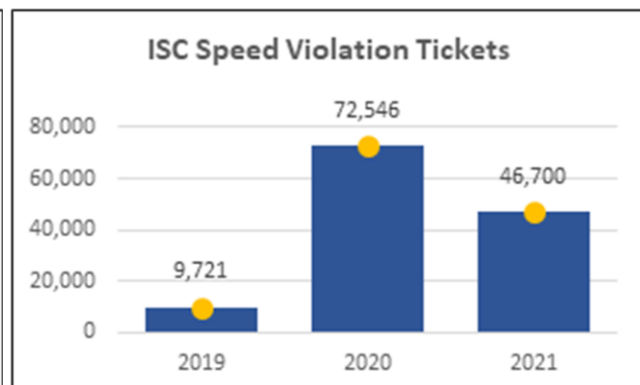
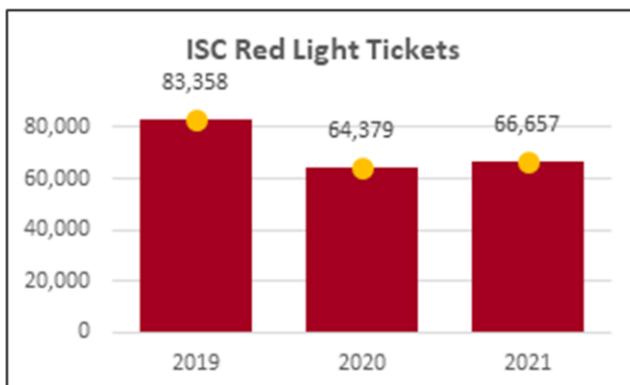
ISC violation tickets are issued to the registered owner of the vehicle and do not carry driver penalty points.

2021 PROGRAM STATISTICS

ISC program outputs for 2021 are summarized in the table below:

	Total Violation Tickets Issued	Payment ¹				Disputes ²		Revenue
		Total Paid	Paid Online	Payment Rate	% Change from 2020	Tickets Disputed	Dispute Rate	
Red Light	66,657	61,547	38,798	92%	-3%	2,681	4%	\$8,843,399
Speed	46,700	47,057	25,773	101%	+33%	2,718	6%	\$8,675,134
Total	113,357	108,594	64,571	96%	+15%	5,399	5%	\$17,518,533

Violation ticket fines include a victim surcharge levy. Net revenues from all violation tickets are returned to BC municipalities to assist them in ensuring safety and addressing community strategic priorities.

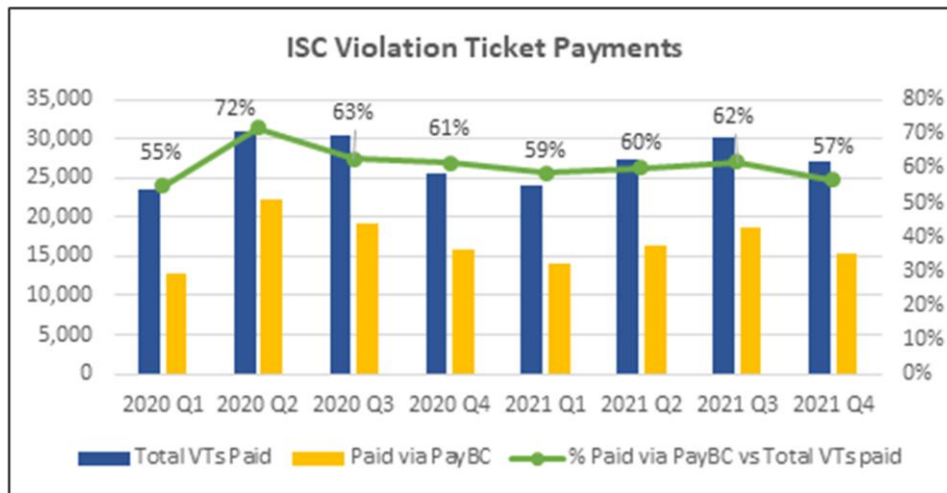


¹ Includes payments made in 2021, for violation tickets that may be issued during and prior to 2021.

² Includes disputes filed in 2021, for violation tickets that may be issued during and prior to 2021.

2021 PROGRAM STATISTICS (CONTINUED)

Due to the ongoing COVID-19 pandemic and restrictions in 2021, traffic volumes and driving behaviours continue to evolve. The program continues to monitor operations and evaluate site performance.



PayBC was introduced as a payment method for ISC violation tickets in 2019. Online payment has proven to be a safe, efficient, and valued citizen service. In 2021, 59% of ISC violation tickets were paid by PayBC.

Summary of ISC Red Light Prosecution Statistics						
Outcome	2019		2020		2021	
Guilty Plea	1,550	45%	1,035	48%	1,130	42%
No Show	1,399	40%	765	36%	1,110	41%
Other ¹	257	7%	259	12%	306	11%
Trial	271	8%	94	4%	157	6%
Trial – Guilty ²	242	89%	76	81%	142	90%
Trial - Not Guilty ³	29	11%	18	19%	15	10%
Total Disputes	3,477		2,153		2,703	

Summary of ISC Speed Prosecution Statistics				
Outcome	2020		2021	
Guilty Plea	262	45%	1,854	38%
No Show	221	38%	2,238	46%
Other ¹	83	14%	581	12%
Trial	15	3%	213	4%
Trial – Guilty ²	14	93%	202	95%
Trial - Not Guilty ³	1	7%	11	5%
Total Disputes	581		4,886	

A total of 7,589 disputes⁴ for ISC violation tickets were scheduled to be heard in traffic court in 2021. Of those total disputes, 44% (3,348) of disputants did not show up to their court date, and 39% (2,984) pleaded guilty. For defendants who chose to dispute their ticket in trial, 93% were found guilty.

¹ This category consists mainly of withdrawn ticket and adjourned hearings.

² Percentage of defendants who chose to dispute their tickets that were found guilty.

³ Percentage of defendants who chose to dispute their tickets that were found not guilty.

⁴ Includes hearings scheduled in 2021, for disputes filed during and prior to 2021.

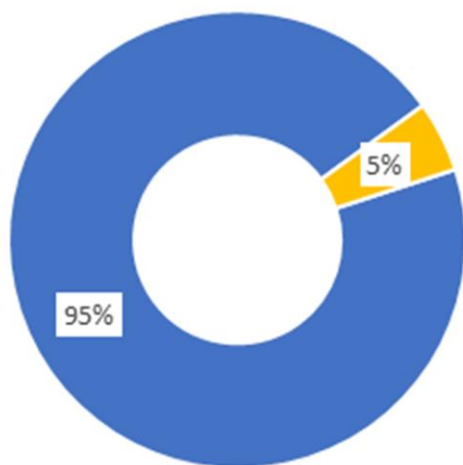
INTERSECTION SAFETY CAMERA SURVEY

ICBC conducted an Intersection Safety Camera survey in the fall of 2021, to gauge public perception of ISC cameras. 1,001 interviews were conducted online, and responses were weighted to reflect the age, gender, and regional composition of ICBC’s driver’s license base of drivers 18+. The results are accurate to +/- 3.5%, 19 times out of 20, had all British Columbian drivers been interviewed.

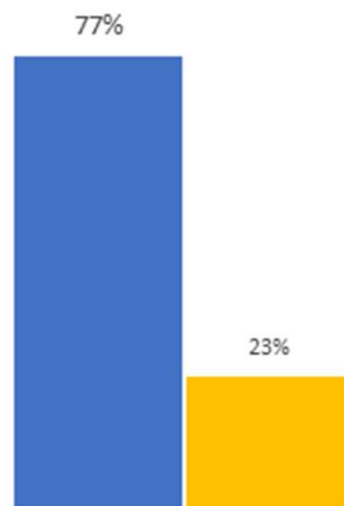
Awareness and support of red light cameras

• 95% are aware of red light cameras in BC

• 77% support the use of red light cameras



■ Aware ■ Not aware

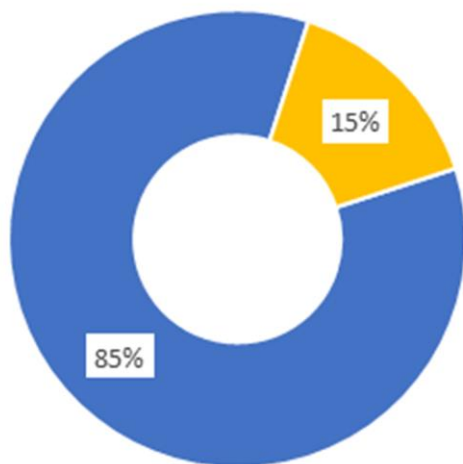


■ Support ■ Do not support

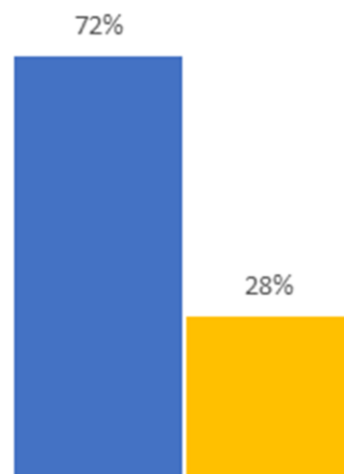
Awareness and support of speed cameras

• 85% are aware of speed cameras in BC

• 72% support the use of speed cameras



■ Aware ■ Not aware



■ Support ■ Do not support