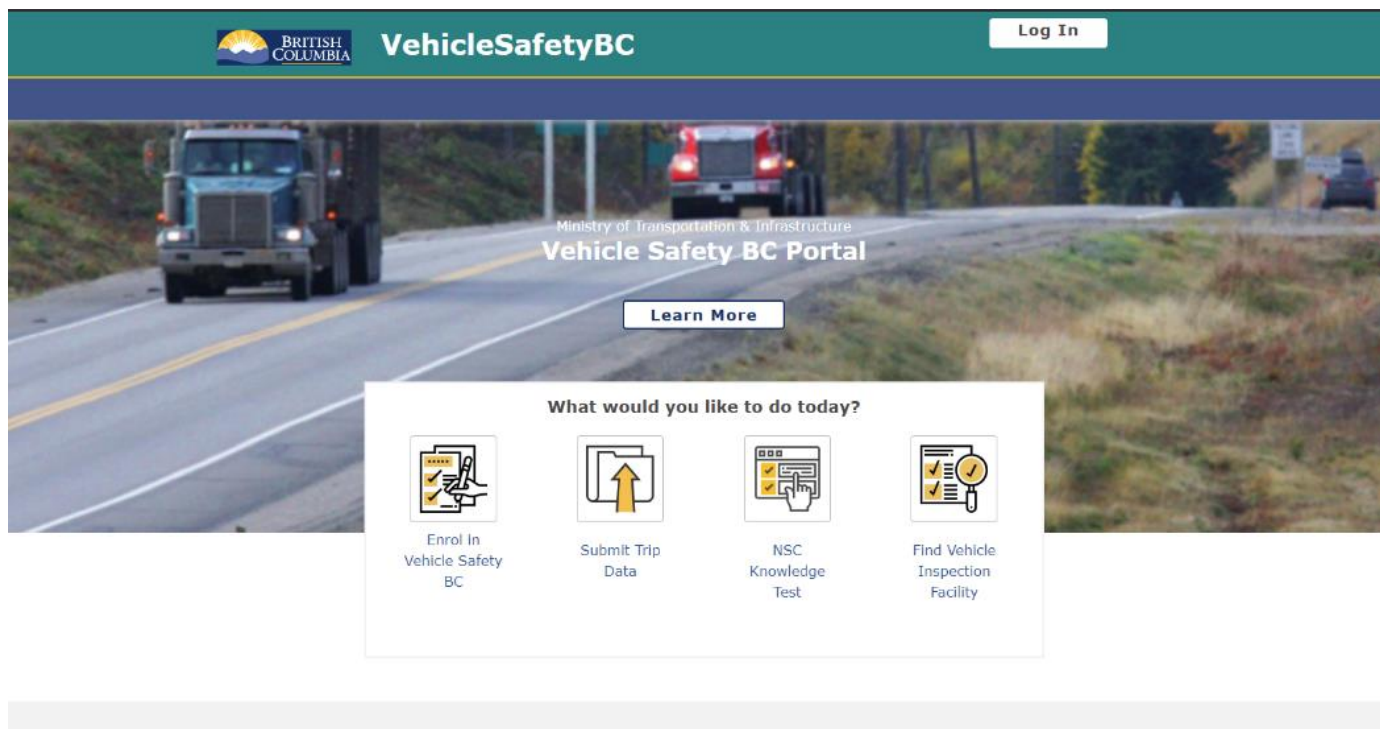


Vehicle Safety BC Portal Enrolment Guide for Authorized Inspectors

The Vehicle Safety BC Portal will be your go-to-source for accessing services related to Vehicle Safety.

This guide is meant to support **Authorized Inspectors** in enrolling for the first time using their BC Services Card App.



To get started please make sure you have your:

- **BC Services Card App**
- **Authorized Inspector Number**
- **Portal Access Code (sent via separate email)**

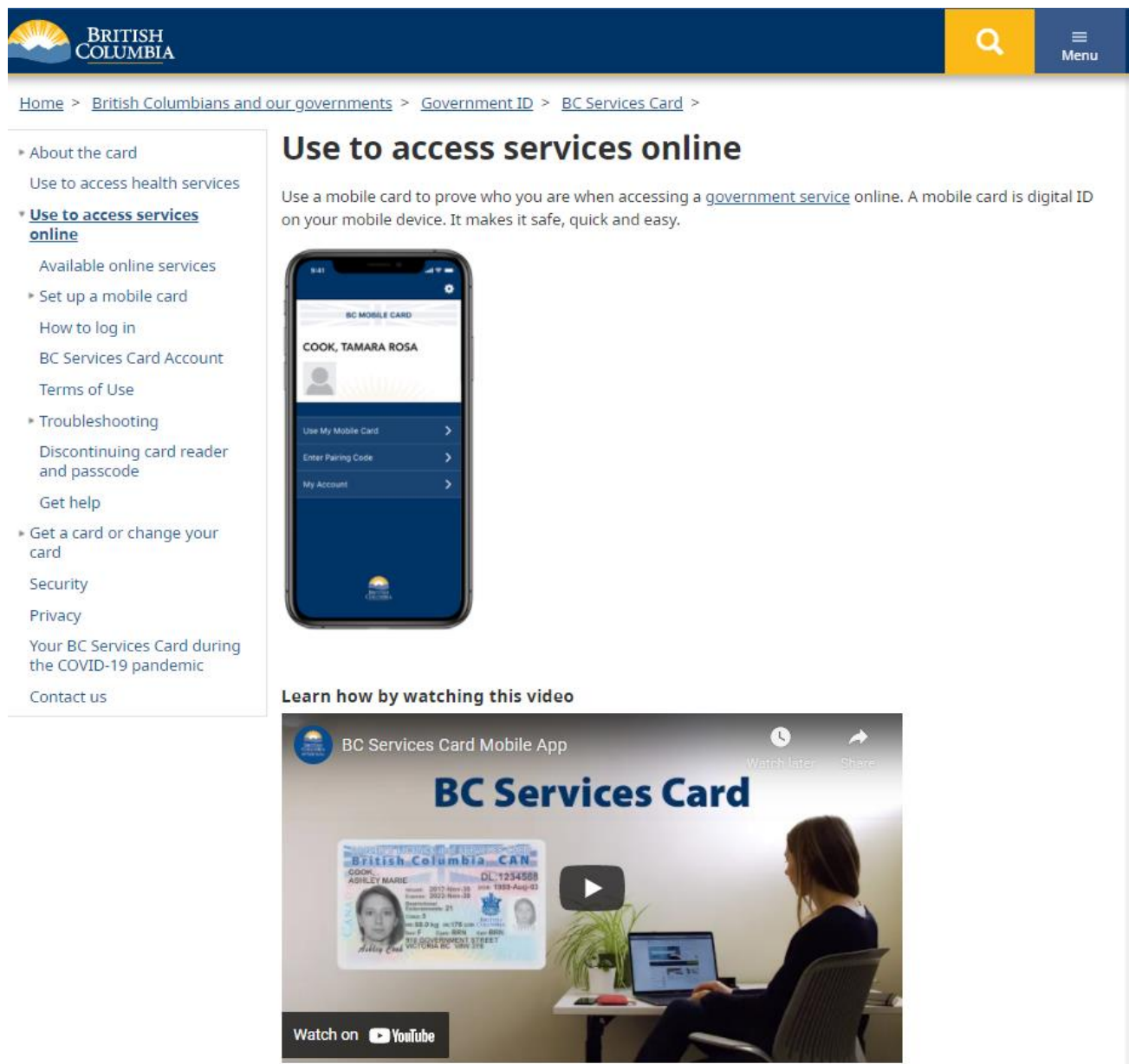
System Requirements

We highly recommend the use of a modern browser (other than Microsoft Internet Explorer) when using the Vehicle Safety BC Portal including [Google Chrome](#) or [Mozilla Firefox](#). Please use a recommended browser moving forward preferably without any browser extensions which can be a source of malware or unwanted behavior.

We also recommend that your computer/laptop/desktop OS and browser software is up to date, and to perform regular scans with anti-malware software to prevent any potential unwanted behavior by malware.

Before getting started

If you do not have a BC Services Card App enabled yet, please go to www.gov.bc.ca/mobilebcservicescard



The screenshot shows the BC Services Card website interface. At the top is the British Columbia logo and a search bar. Below the navigation bar, the breadcrumb trail reads: Home > British Columbians and our governments > Government ID > BC Services Card >. The main heading is "Use to access services online". Below this heading is a paragraph: "Use a mobile card to prove who you are when accessing a [government service](#) online. A mobile card is digital ID on your mobile device. It makes it safe, quick and easy." To the left of this text is a vertical list of navigation links: "About the card", "Use to access health services", "Use to access services online" (highlighted), "Available online services", "Set up a mobile card", "How to log in", "BC Services Card Account", "Terms of Use", "Troubleshooting", "Discontinuing card reader and passcode", "Get help", "Get a card or change your card", "Security", "Privacy", "Your BC Services Card during the COVID-19 pandemic", and "Contact us". To the right of the text is a smartphone displaying the BC Mobile Card app interface, which shows the name "COOK, TAMARA ROSA" and options like "Use My Mobile Card", "Enter Pairing Code", and "My Account". Below the smartphone is a video player titled "BC Services Card Mobile App" with a play button. The video thumbnail shows a woman sitting at a desk with a laptop, and a BC Services Card is displayed in the foreground. The video player includes "Watch later" and "Share" icons and a "Watch on YouTube" button.

Use to access services online

Use a mobile card to prove who you are when accessing a [government service](#) online. A mobile card is digital ID on your mobile device. It makes it safe, quick and easy.



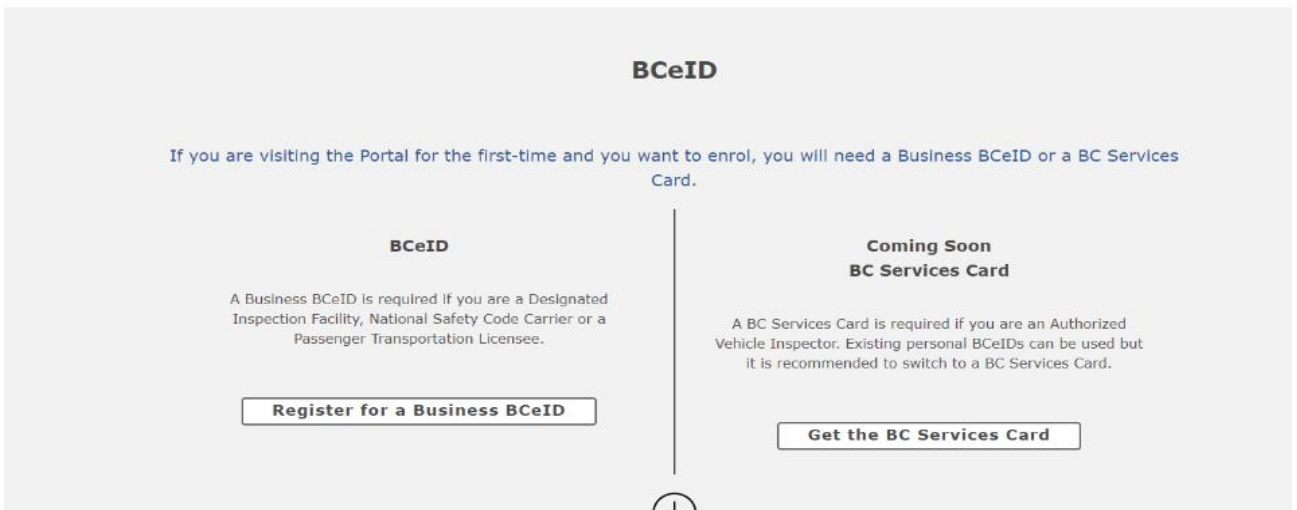
Learn how by watching this video



The BC Services Card App is the quick, easy, and secure method of accessing government services, including Vehicle Inspection Program Services

Step 1

To get started, go to: <https://vehiclesafetybc.gov.bc.ca/>



Have a BCeID?

You can login to the Vehicle Safety Portal

Login

1 Click on **Log In** at the top right corner of the portal

Step 2

At the next screen, please click on **Log in with BC Services Card**

BRITISH COLUMBIA **VehicleSafetyBC**

Log in with BCeID Client Test

User ID
Use a Business, Personal or Basic BCeID

Password

Continue

[Forgot your user ID or password?](#)

Or log in with:

[Log in with IDIR](#)

[Log in with BC Services Card](#)

Need help?
[Contact the BCeID Help Desk](#)

No account?
[Register for a BCeID](#)

Step 3

At the next screen, please click on **BC Service Card App**

Log in to: VehicleSafetyBC [Other login options](#)

This service will receive your: name, email address ⓘ

Set up the BC Services Card app
The app is your digital ID on your mobile device. It's government's trusted way to securely access services online.

Get set up

or

Already set up?
Continue with:

[BC Services Card app](#)

Step 4

At the next screen, the system will confirm that you are the correct Authorized Vehicle Inspector accessing Vehicle Inspections Program Services.

Please click **Continue**

Log in to: VehicleSafetyBC - ECT (External Client Test)

VehicleSafetyBC - ECT (External Client Test) will receive the following personal identity information:

Display Name Huey Lewis

Continue

4

Card Use History

Here's a list of the last few times you used your BC Services Card or mobile card for access to services. Please [contact us](#) with any questions.

- May 03, 2021 at 2:11 PM
- April 20, 2021 at 4:14 PM
- April 20, 2021 at 4:13 PM
- April 16, 2021 at 2:35 PM
- December 07, 2020 at 2:01 PM

See [more details...](#)

Step 5

The Portal will ask if you have already enrolled in the portal using your Business BCeID. Click **No** and you will be directed to your dashboard

Dashboard

Portal Enrolment

This portal is for individuals that are or who wish to be certified under the Motor Vehicle Act Regulations. Please answer the following question to begin the enrolment process.

Have you already enrolled in the portal using your Business BCeID account?

Yes

No

5

Welcome to the Vehicle Safety BC Portal



VehicleSafetyBC

Dashboard

My Services

Dashboard



**VEHICLE
INSPECTION
PROGRAM**



**NATIONAL SAFETY
CODE**



**PASSENGER
TRANSPORTATION
BRANCH**

My Services



View/Print

View profiles (Carrier, PT Licensee), locations of inspection facilities, vehicle inspection details.

View/Print



Applications

Apply for and renew certificates, permits and licenses. Take the NSC Knowledge Test.

Applications

Please bookmark this page and you will be able to return to the site.

Step 6

As a final step, you need to **Register as an Authorized Inspector** on the portal

The screenshot shows the Vehicle Safety BC Portal interface. At the top, there is a green header with the British Columbia logo and the text 'VehicleSafetyBC'. Below the header, there is a navigation bar with 'Dashboard' and 'My Services' tabs. The 'My Services' tab is active, and a dropdown menu is open, listing various services. The service 'Register as an Authorized Inspector' is highlighted with a purple circle containing the number '6'. Below the dropdown menu, there are three main service categories: 'VEHICLE INSPECTION PROGRAM', 'NATIONAL SAFETY CODE', and 'PASSENGER TRANSPORTATION BRANCH'.

My Services

The 'My Services' section contains two service cards. The first card is titled 'View/Print' and features an icon of a printer. Below the icon, it says 'View/Print' and 'View locations of vehicle inspection facilities.' At the bottom of the card is a button labeled 'View/Print'. The second card is titled 'Applications' and features an icon of a clipboard with a pencil. Below the icon, it says 'Applications' and 'Apply for and renew certificates, permits and licenses. Link your BC Services Card or Business BCeID. Take the NSC Knowledge Test.' At the bottom of the card is a button labeled 'Applications'.

Please click on **My Services** → **Applications** → **Register as Authorized Inspector**

Step 7

In this section of the portal, please enter the appropriate information.



VehicleSafetyBC

Register as an Authorized Inspector

This portal is for Authorized Inspectors certified by CVSE to conduct mechanical vehicle inspections and submit inspections online to the Vehicle Inspection Program.

To start your registration, please answer the following questions.

Are you a certified Authorized Vehicle Inspector?

Yes

No

Select **Yes**

What is your Authorized Inspector Number?

Enter your
Authorized Inspector #

Please enter the access code which was sent to you from the Vehicle Inspections and Standards branch.

Access Code

Enter your one-time portal
Access Code #

Submit

7

Click on **“Submit”**

Congratulations and thank you for enrolling in the new portal and registering as an Authorized Inspector.

At this time, the portal is not yet operational, and you will need to continue using the existing VIP system (www.cvse.ca) until notified (which will likely be an email).

Once the new system is operational, you will be sent to the new site automatically.

Dashboard

My Services

Congratulations!



You've completed your enrolment for the Vehicle Safety BC Portal
[Click here to access the Vehicle Safety BC Portal.](#)

Note: If you did not arrive at this screen, it does not mean you were unsuccessful in registering. You will be contacted later if you have not successfully registered.