

LOGGING TRUCK CONFIGURATIONS

Steer axle weights on pole and full trailer configurations may reach 9,100 kg. Maximum tire loading limit of 110 kg/cm applies to all axles and manufacturer's ratings must not be exceeded. GCVW of 63,500 kg including all allowances may not be exceeded by any combination.

3A - TANDEM DRIVE SELF LOADER



4A - TRIDEM DRIVE SELF LOADER



5A - TANDEM DRIVE, TANDEM AXLE (HAYRACK) SEMI TRAILER




5B - TANDEM DRIVE, TANDEM POLE TRAILER



6A - TRIDEM DRIVE, TANDEM POLE TRAILER



6B - TRIDEM DRIVE, TANDEM AXLE (HAYRACK) SEMI TRAILER



6C - TANDEM DRIVE, TRIDEM AXLE (HAYRACK) SEMI TRAILER



6D - TANDEM DRIVE, TRIDEM POLE TRAILER



6E - TANDEM DRIVE, SINGLE AXLE JEEP, TANDEM POLE TRAILER



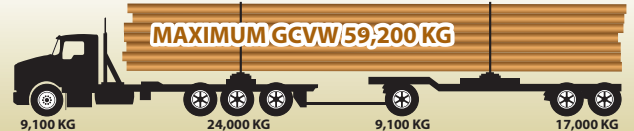
6F - TANDEM DRIVE, TRIAXLE POLE TRAILER (LONG LOGS)




6G - TANDEM DRIVE, TRIAXLE FULL TRAILER (SHORT LOGS)



7A - TRIDEM DRIVE, TRIAXLE POLE TRAILER (LONG LOGS)



7B - TRIDEM DRIVE, TRIAXLE FULL TRAILER (SHORT LOGS)



7C - TRIDEM DRIVE, TRIDEM POLE TRAILER



7D - TRIDEM DRIVE, TRIDEM AXLE (HAYRACK) SEMI TRAILER



7E - TANDEM DRIVE, QUAD AXLE TRAILER (SHORT LOGS)



7F - TANDEM DRIVE B-TRAIN (7 AXLE CONFIGURATION)



7G - TANDEM DRIVE, SINGLE AXLE JEEP, DOG LOGGER



7H - TANDEM DRIVE, SINGLE AXLE JEEP, TRIAXLE POLE TRAILER



7I - TANDEM DRIVE, TANDEM JEEP, TANDEM POLE TRAILER (LONG LOGS COMBO)



7J - TANDEM DRIVE, TANDEM JEEP, TANDEM POLE TRAILER (SHORT LOGS COMBO)



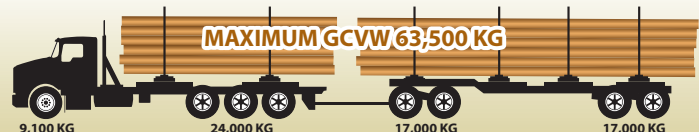
7K - TANDEM DRIVE, QUAD AXLE TRAILER (LONG LOGS)



8A - TRIDEM DRIVE, QUAD AXLE TRAILER (LONG LOGS)



8B - TRIDEM DRIVE, QUAD AXLE TRAILER (SHORT LOGS)



8C - TRIDEM DRIVE B-TRAIN (8 AXLE CONFIGURATION)



8D - TANDEM DRIVE SUPER B-TRAIN (8 AXLE CONFIGURATION)



Winter and summer logging allowances apply to maximum listed GCVW up to 63,500 kg for all logging configurations shown on the poster. Effective January 2017

See Circular 06/17 at www.cvse.ca/whatsnew.html for information about potential future trailer weight reductions affecting tridem, tri-axle and quad-axle pole trailers and tridem hayrack semi-trailers in logging applications.

Application of Summer and Winter weight allowances:	Summer	Winter
CTR 7.26 - single (non-steer)	- 500 kg	- 500 kg
- tandem/tridem	- 1,100 kg	- 1,500 kg
- combination	- 1,500 kg	- 2,500 kg