



December 2025

2025 Population Estimates and Projections



Highlights

- ▶ B.C. is projected to be around 5.7 million people by the end of 2025 and is expected to remain on a similar level until the end of 2027.
- ▶ B.C.'s population is expected to have an annual decrease by 0.6% in 2025, a large moderation relative to the 3.1% increase in 2023.
- ▶ The population decrease is largely driven by a reduction in the number of Non-Permanent Residents (NPRs) in the province.

Changes From Last Update

Two Major changes:

1. This update includes the 2025 Q2 demographic estimates.
2. The projections for the international migration have been updated to incorporate the [2026 – 2028 Immigration Levels Plan \(ILP\)](#).

Policy changes that might affect this projection include:

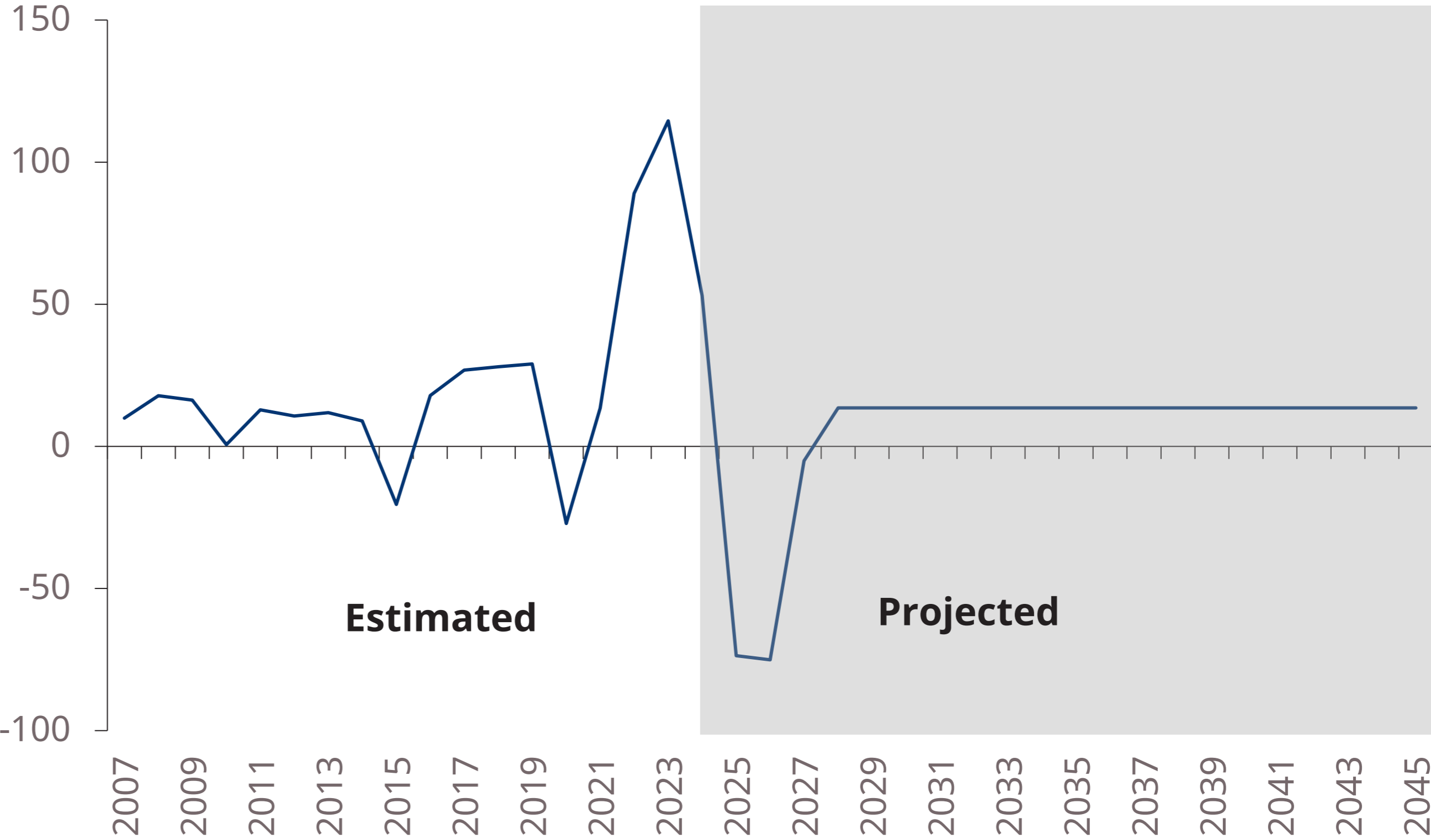
1. In February 2025, IRCC announced policies to allow Ukrainians who arrived in Canada under the Canada-Ukraine Authorization for Emergency Travel (CUAET) program before April 1, 2024, to [apply for a new open work or study permit for up to three years](#). This may delay the net outflows of NPRs expected in the coming years.
2. The 2026 – 2028 ILP implements a one-time initiative that will transition 148,000 NPRs already residing in Canada to PR status.

Change in NPRs

B.C. is expected to experience large outflows of non-permanent residents in the coming years.

This reflects the federal government's change in immigration policy regarding temporary residents.

Net Flows of NPRs to B.C. (Thousands)



B.C. Population Projections

Projection Comparison

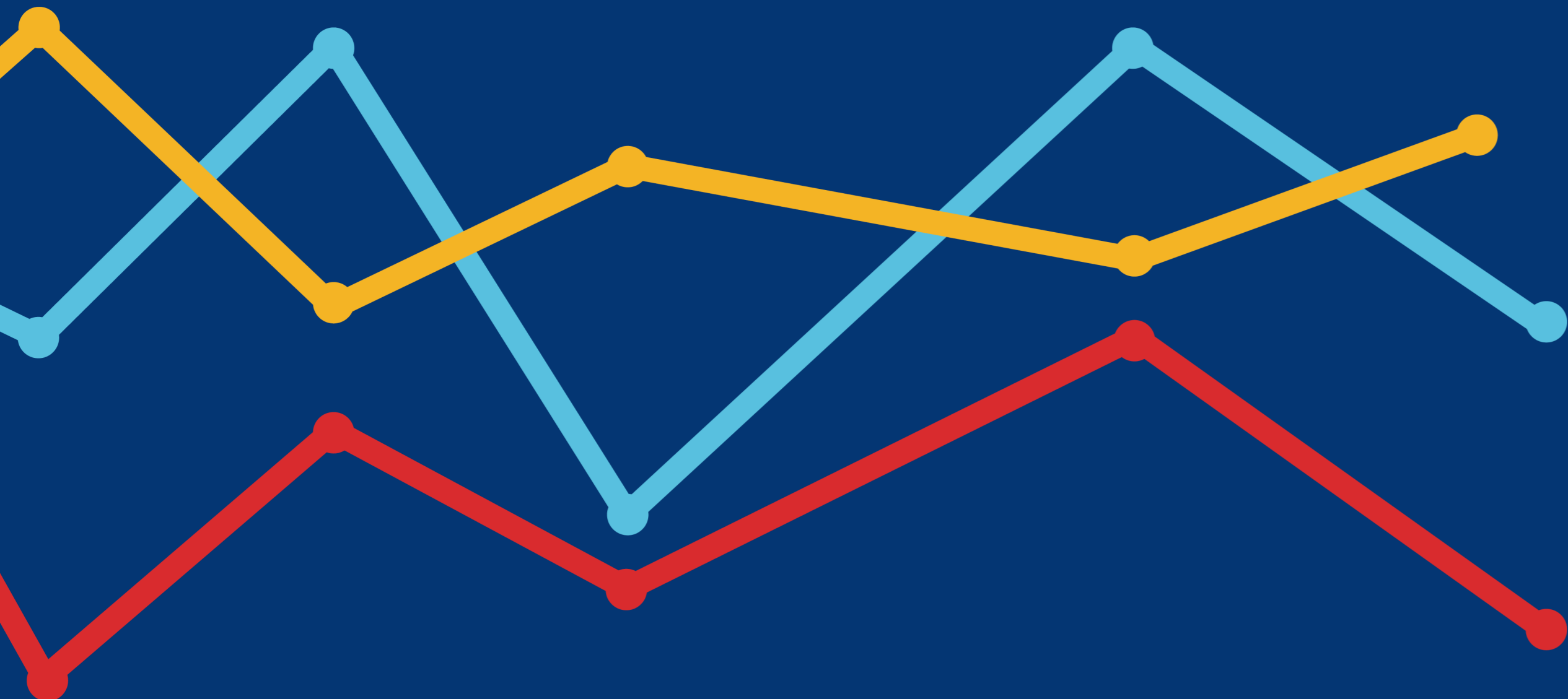
B.C. POPULATION PROJECTIONS - 2024 COMPARED TO 2025 (MILLIONS)

Period	2024 Projections Published February 2025	2025 Projections Published July 2025	2025 Projections Published December 2025
July 1 st , 2025	5.710	5.721	5.698*
July 1 st , 2027	5.736	5.752	5.677
July 1 st , 2029	5.862	5.886	5.800
July 1 st , 2046	6.839	6.915	6.778

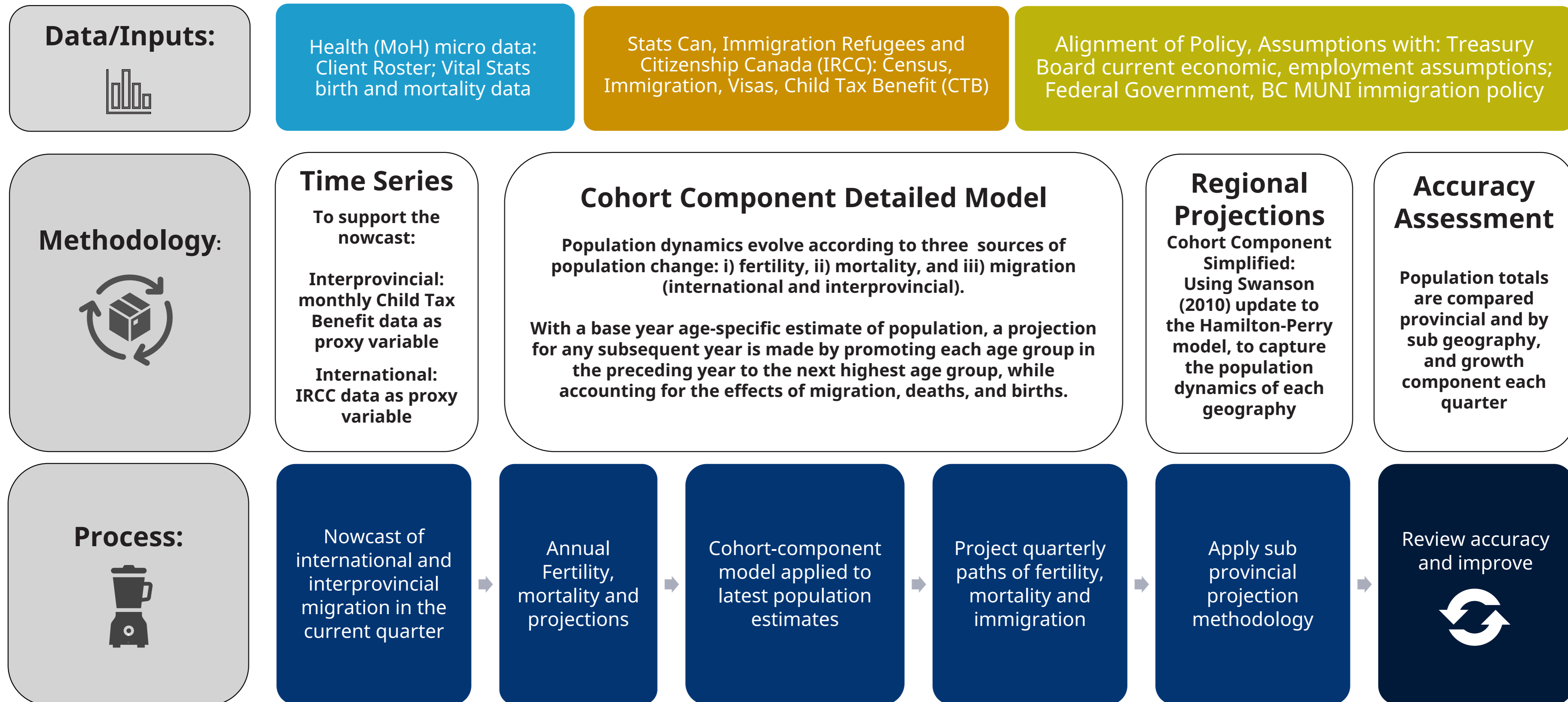
B.C. Population Projections

*Estimates published by Statistics Canada. All other numbers are BC Stats projections

Details



BC Stats Population Projections Overview



Population Projections for B.C.

BC Stats Projections

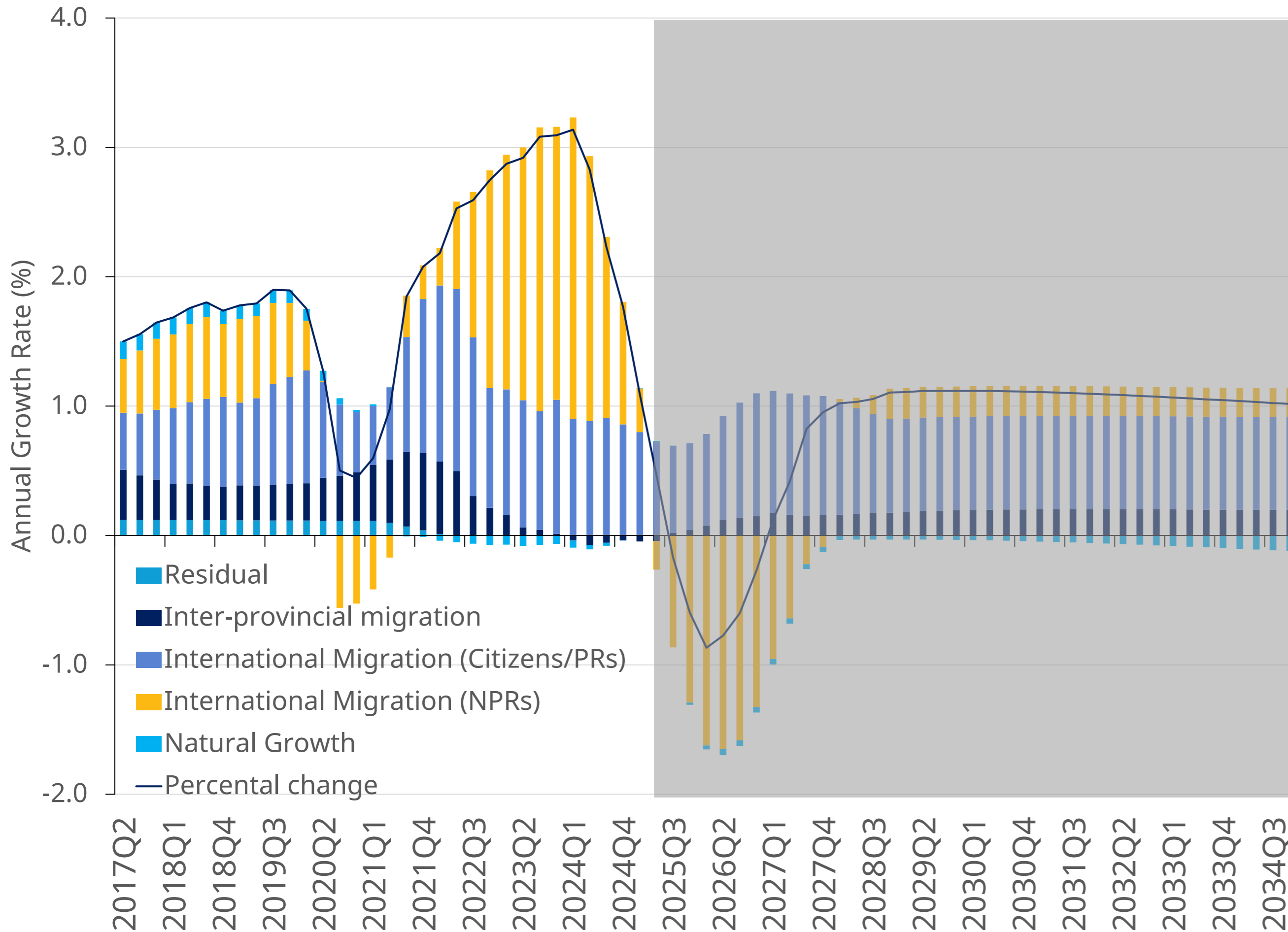
- ▶ Produced at least annually
- ▶ Available at the provincial level and across 11 different geographies
- ▶ Available by custom age group
- ▶ [Migration dashboard](#)
- ▶ Seven Ministry clients
- ▶ [Publicly available data](#)

Statistics Canada Projections

- ▶ Produced every 5 years
- ▶ Provincial level only
- ▶ 10 broad scenarios
- ▶ Publicly available

Drivers of Growth

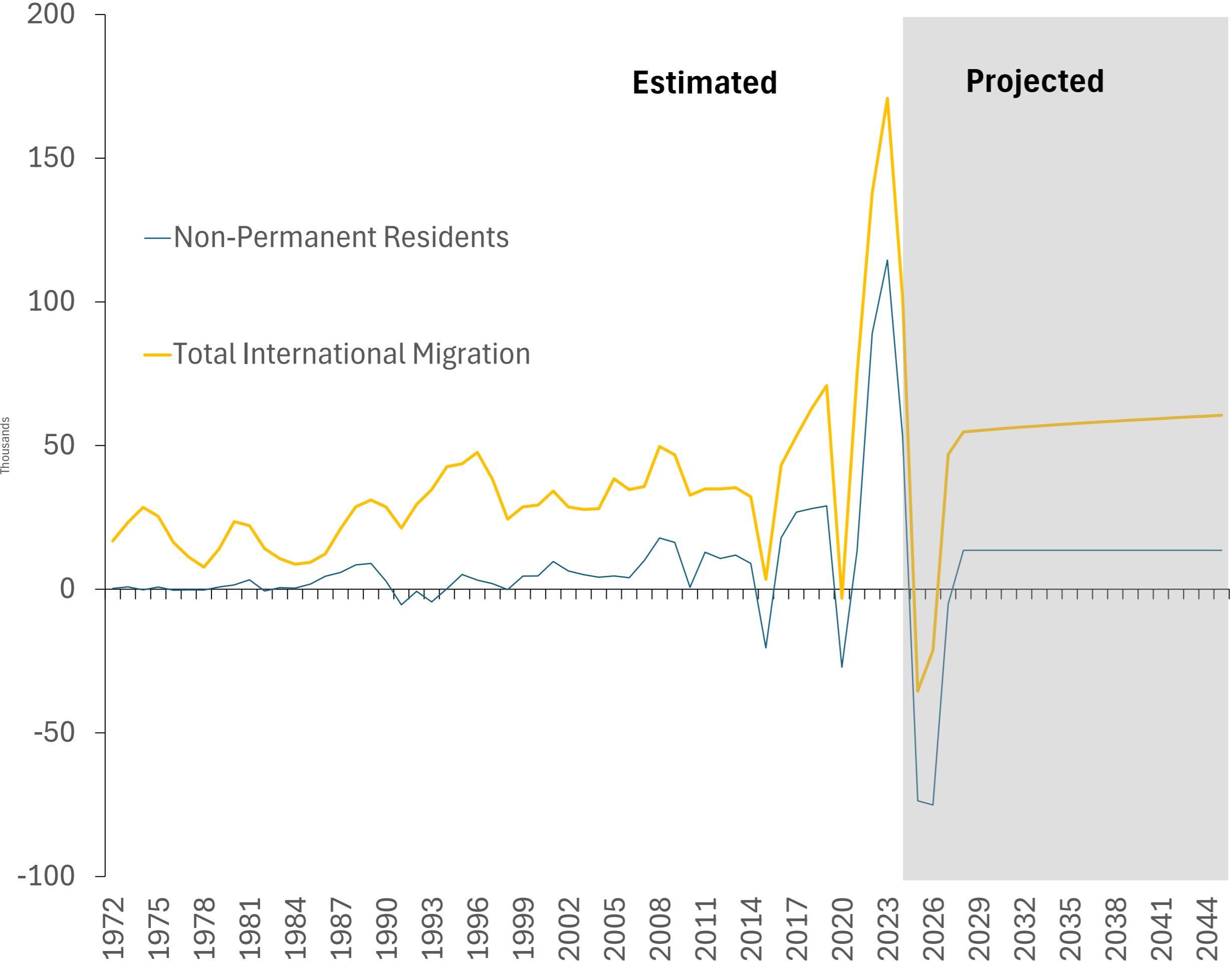
Population Growth Rate, PEOPLE 2025



- ▶ Main drivers of population growth:
 - Natural population growth
 - Net interprovincial migration
 - Net international migration, permanent residents (PRs)
 - Net international migration, non-permanent residents (NPRs)
- ▶ Recent population growth has been entirely driven by international migration
 - In 2024, population growth of 1.8%, with NPRs and PRs driving most of this growth.
- ▶ Natural population growth now acts as a net drag on population growth.
- ▶ In the short term, NPRs are expected to be a significant drag on population change.

International Migration and NPRs

International Migration to B.C., PEOPLE 2025

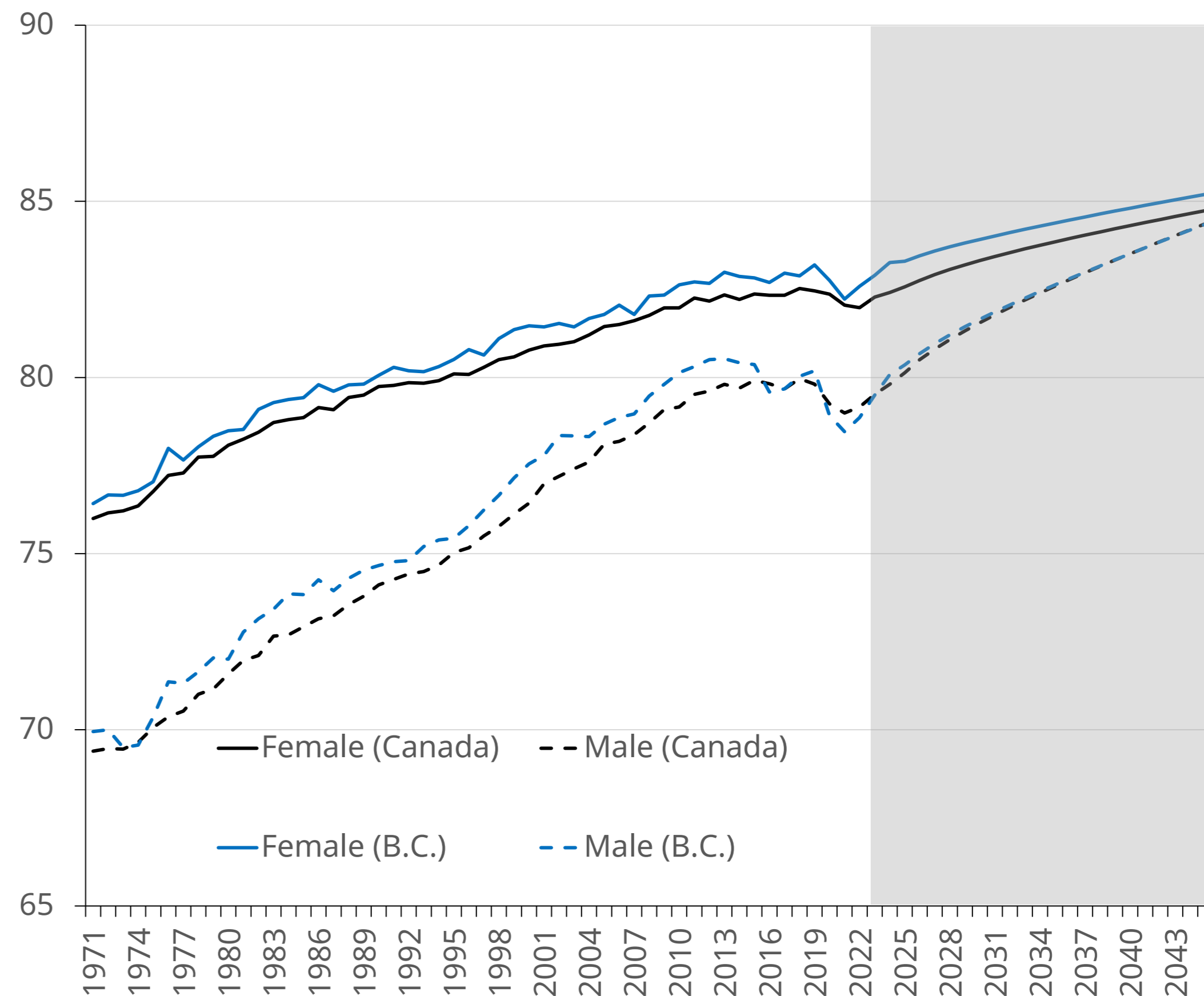


- ▶ Recent growth in international migration is the result of:
 - A historic influx of non-permanent residents arriving in Canada since the second quarter of 2022. B.C. has the third-highest NPR intake, after Ontario and Quebec.
- ▶ In late 2024, the federal government introduced policies to reduce the number of NPRs residing in Canada.
- ▶ As a result, B.C. is expected to experience net outflows of NPRs in the next two years.
 - B.C. is expected to see a net outflow of nearly 149,000 NPRs between 2025 and 2026 (almost 60% of the NPRs that arrived in B.C. between 2022 and 2024).
- ▶ The net flows of NPRs are expected to stabilize in 2028.

Mortality Projections

- ▶ The mortality projections are built for each age and sex.
- ▶ The projections control for the COVID-19 pandemic and the opioid crisis.
- ▶ Life expectancy at birth (LEB) decreased significantly during the pandemic.
- ▶ However, LEB has recovered and is already near its long-term trend for some segments of the population.

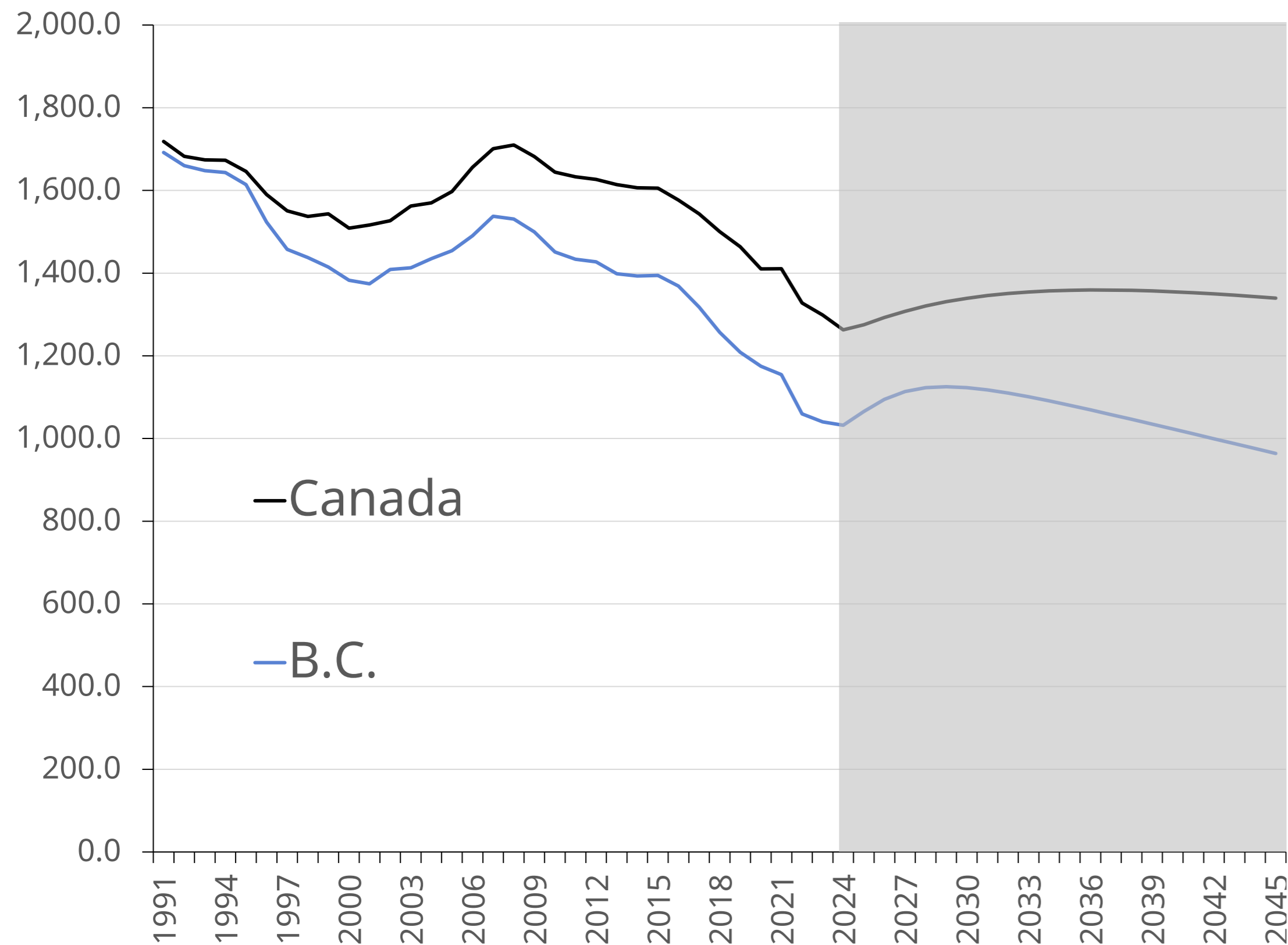
Life Expectancy at Birth in Canada, B.C.



Source: Statistics Canada table [17-10-0006-01](#) and BC Stats

Fertility Projections

Total Fertility Rate (Births per 1,000 Women)



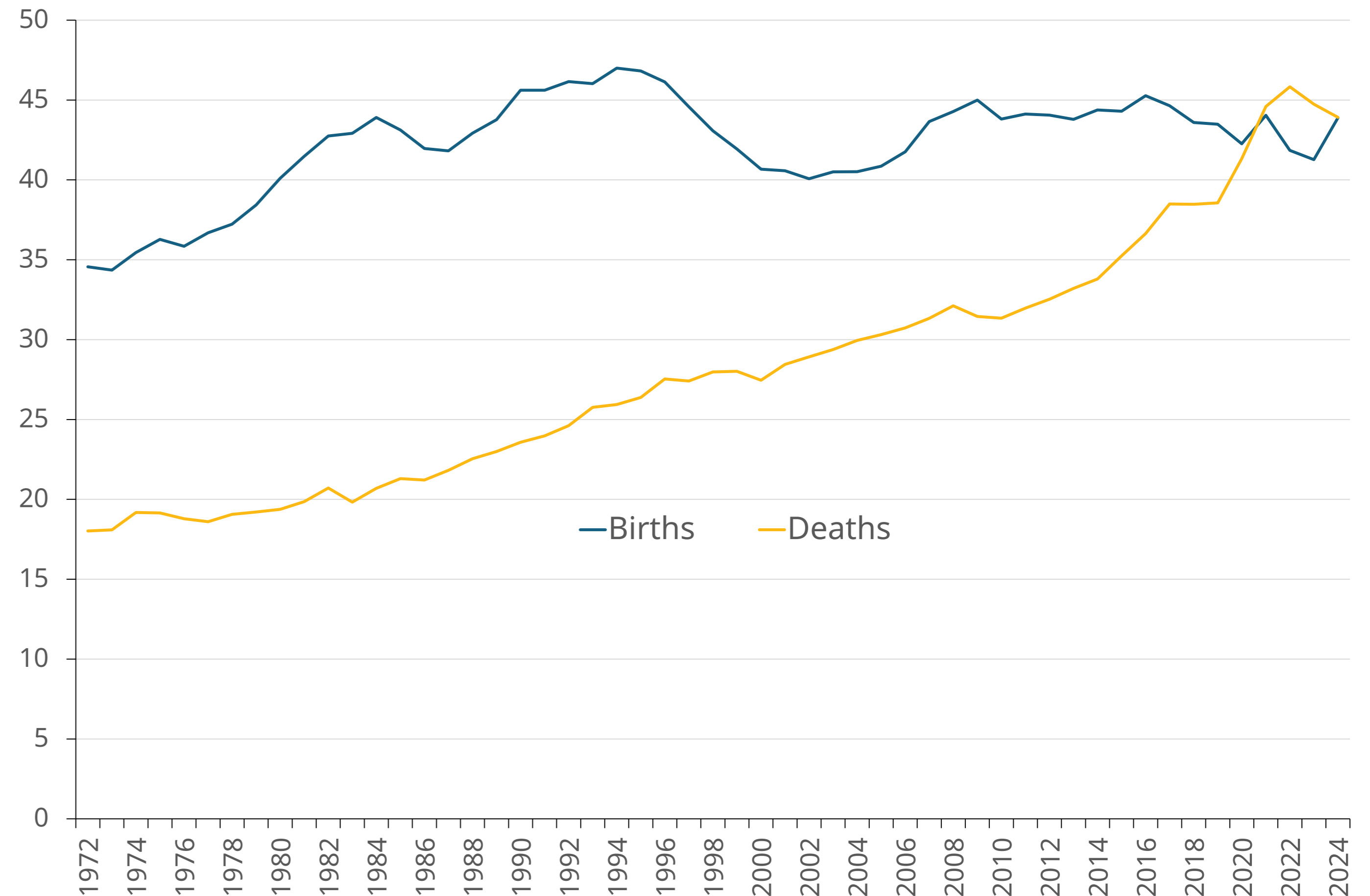
Source: Statistics Canada table [13-10-0418-01](#), Vital Statistics Agency of BC and BC Stats

- ▶ BC Stats produces age-specific fertility rates controlling for the effects of the pandemic.
- ▶ The Total Fertility Rate (TFR) in B.C. decreased in recent years.
- ▶ However, it is expected to return to its long-term trend slowly in the coming years.
- ▶ B.C. is still expected to continue having one of the lowest TFRs in Canada.

Natural Population Change

- ▶ The number of deaths in B.C. recently exceeded the annual numbers of births.
- ▶ B.C. has the lowest provincial fertility rate in Canada.
- ▶ This downward pressure on overall population growth is projected to continue as the general population ages.

Births and Deaths in B.C. (Thousands)

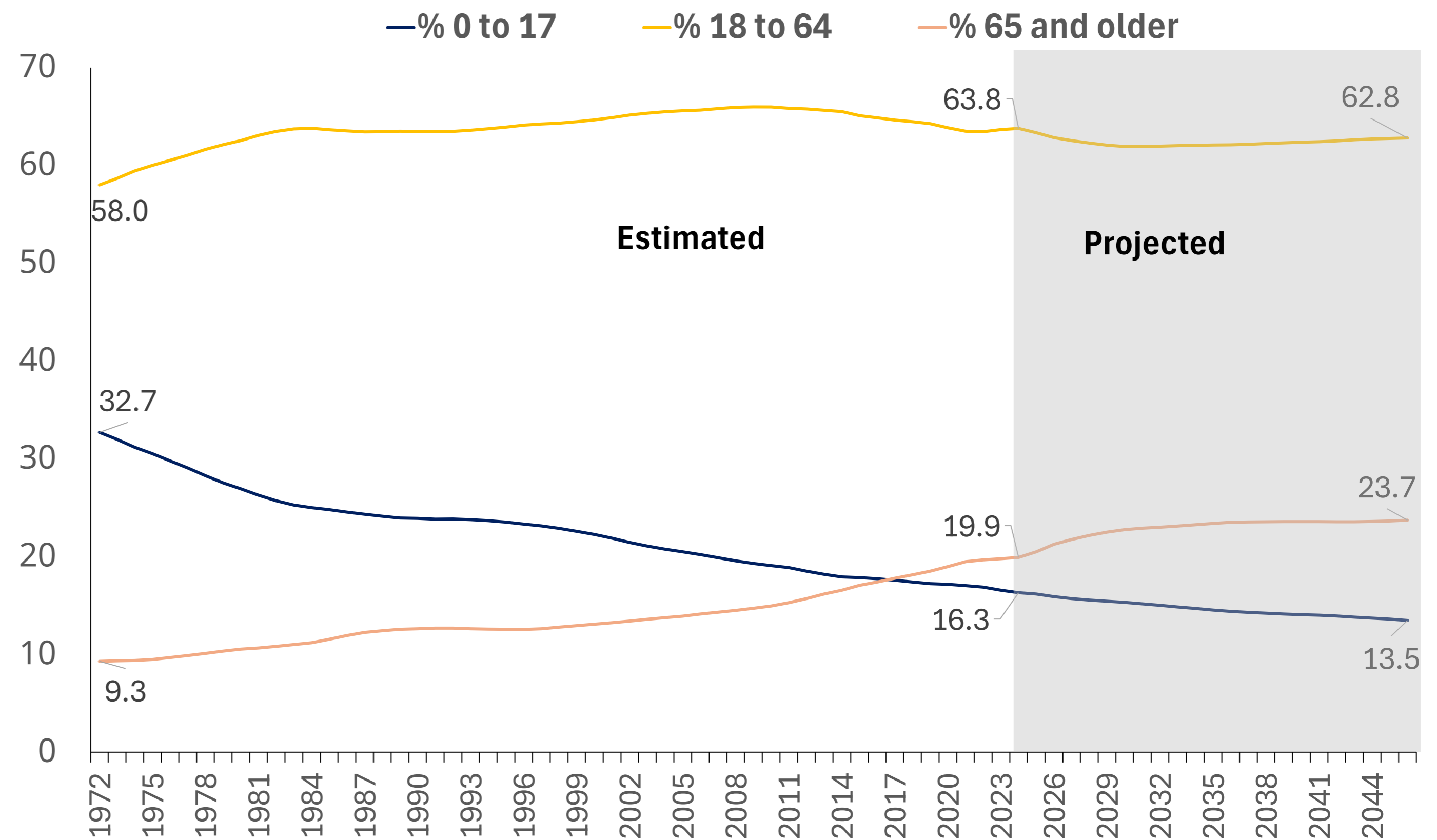


Source: Statistics Canada table [17-10-0059-01](#).

Composition of the Population

- ▶ Demographic aging in B.C. is expected to continue in the coming years.
- ▶ In particular, the share of individuals aged 65 years and older is expected to increase.
- ▶ However, the share of the working-age population (individuals aged between 18 and 64 years old) is expected to remain stable at around 63% of B.C.'s population.

Distribution of B.C.'s Population by Age

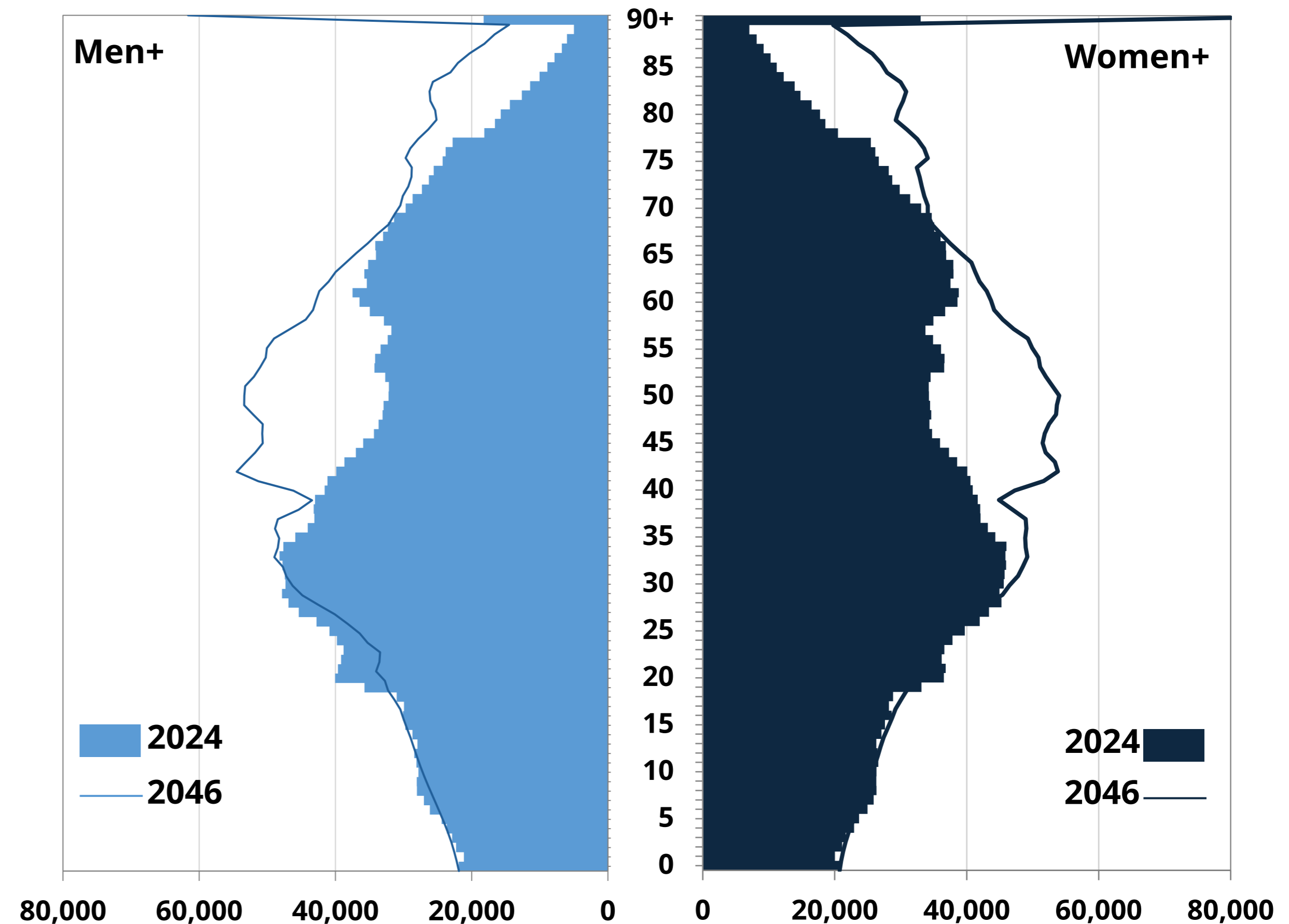


Source: Statistics Canada table [17-10-0005-01](#) and BC Stats

Population of B.C.

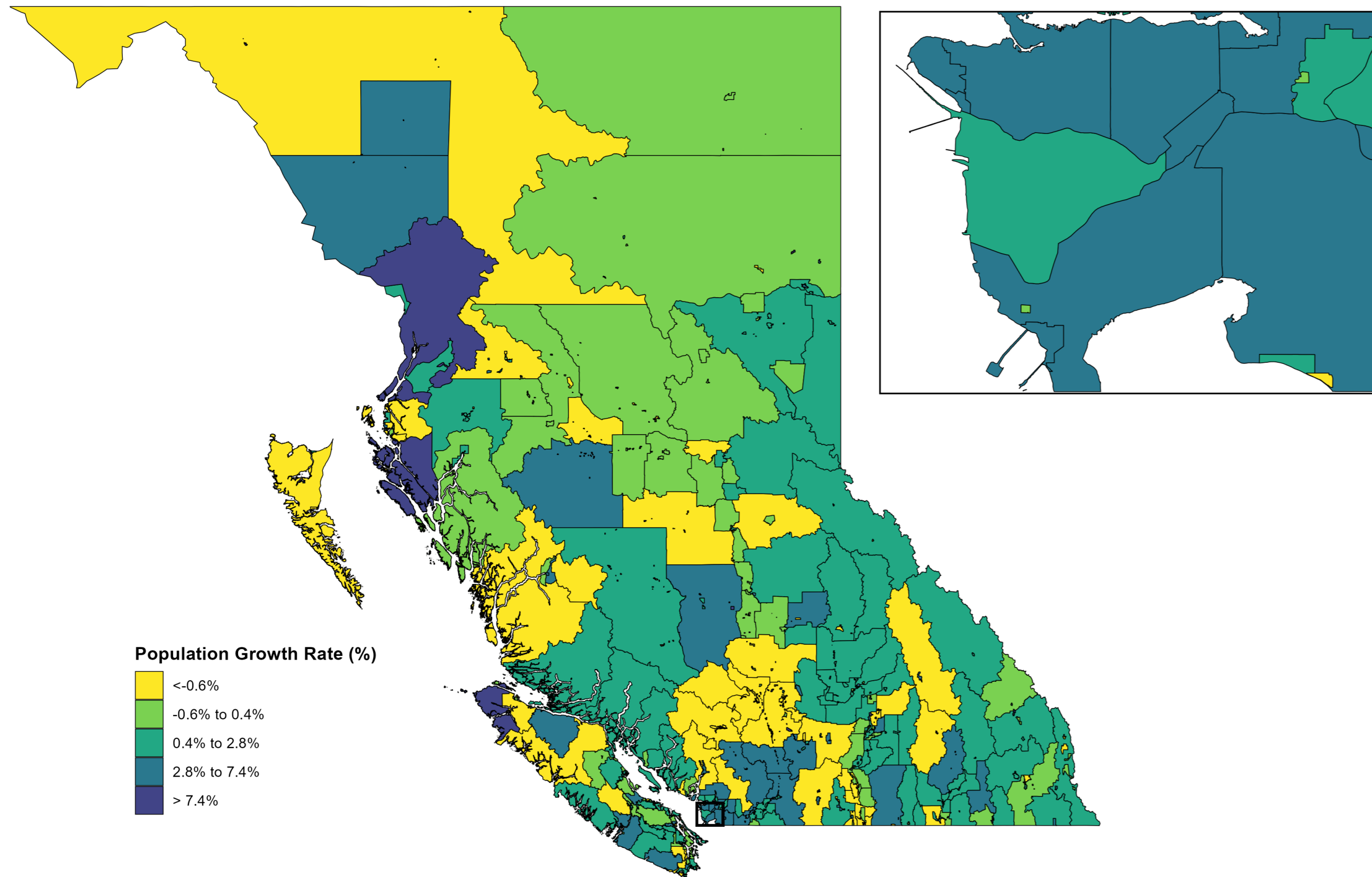
- ▶ The population of B.C. is expected to grow by nearly 1.0 million between 2024 and 2046.
- ▶ This growth is expected to be mostly driven by international and inter-provincial migration to B.C.
- ▶ Therefore, the age groups that are expected to grow the most are individuals of working age.

Population of B.C. (2024 versus 2046)



Population Estimates

Population Growth by Census Subdivision (2023 – 2024, %)



► B.C.'s population growth between 2023 and 2024 was concentrated in municipalities in the Lower Mainland and Southern Vancouver Island.

- Surrey grew by 6.8% reaching 700,00 people, accounting for 27% of the growth of the province in this period.
- Burnaby grew by 4.9% reaching 298,000.
- Langford grew by 5%, reaching 58,000.

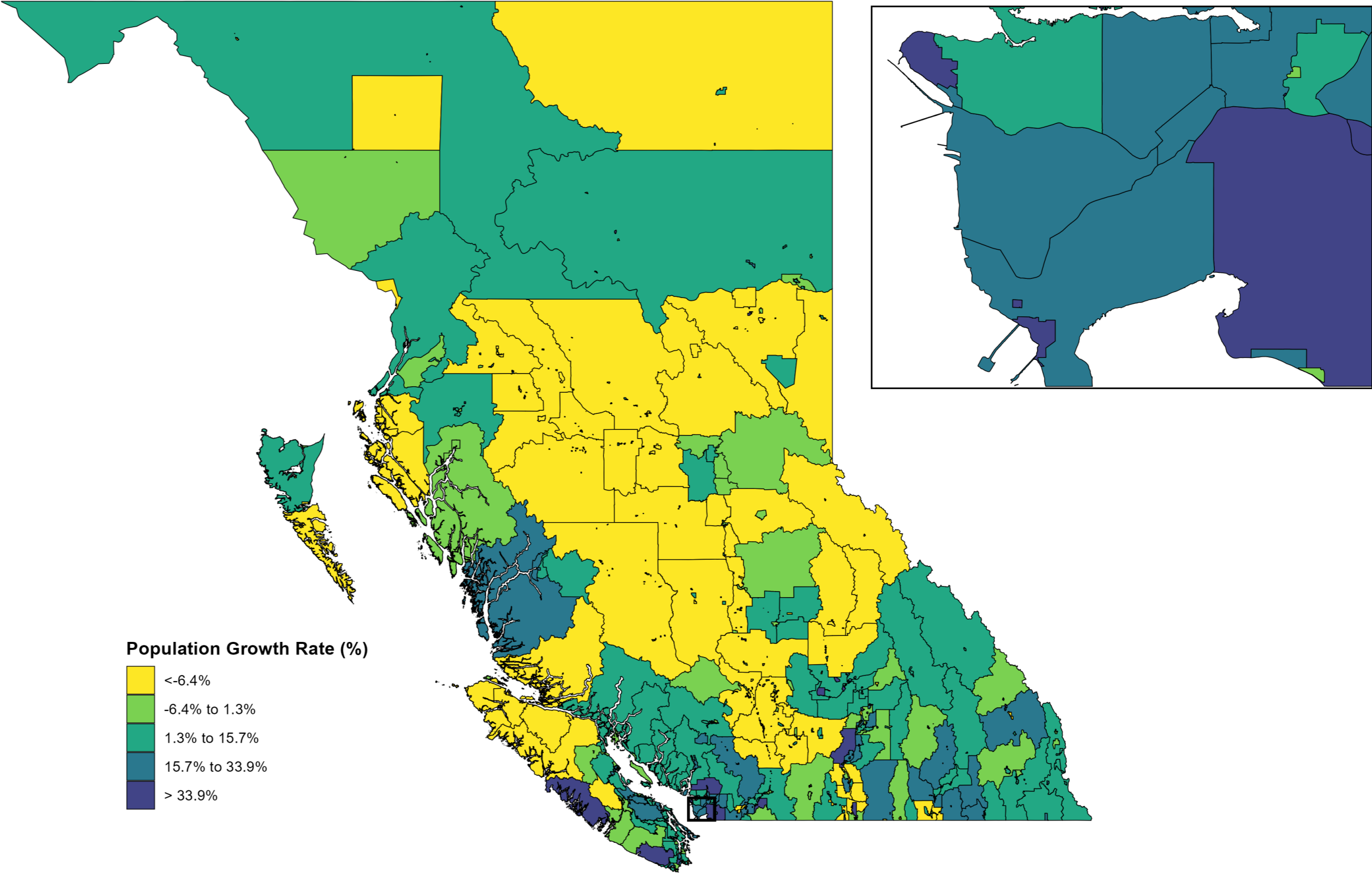
► In contrast, municipalities in the Interior experienced a population decline.

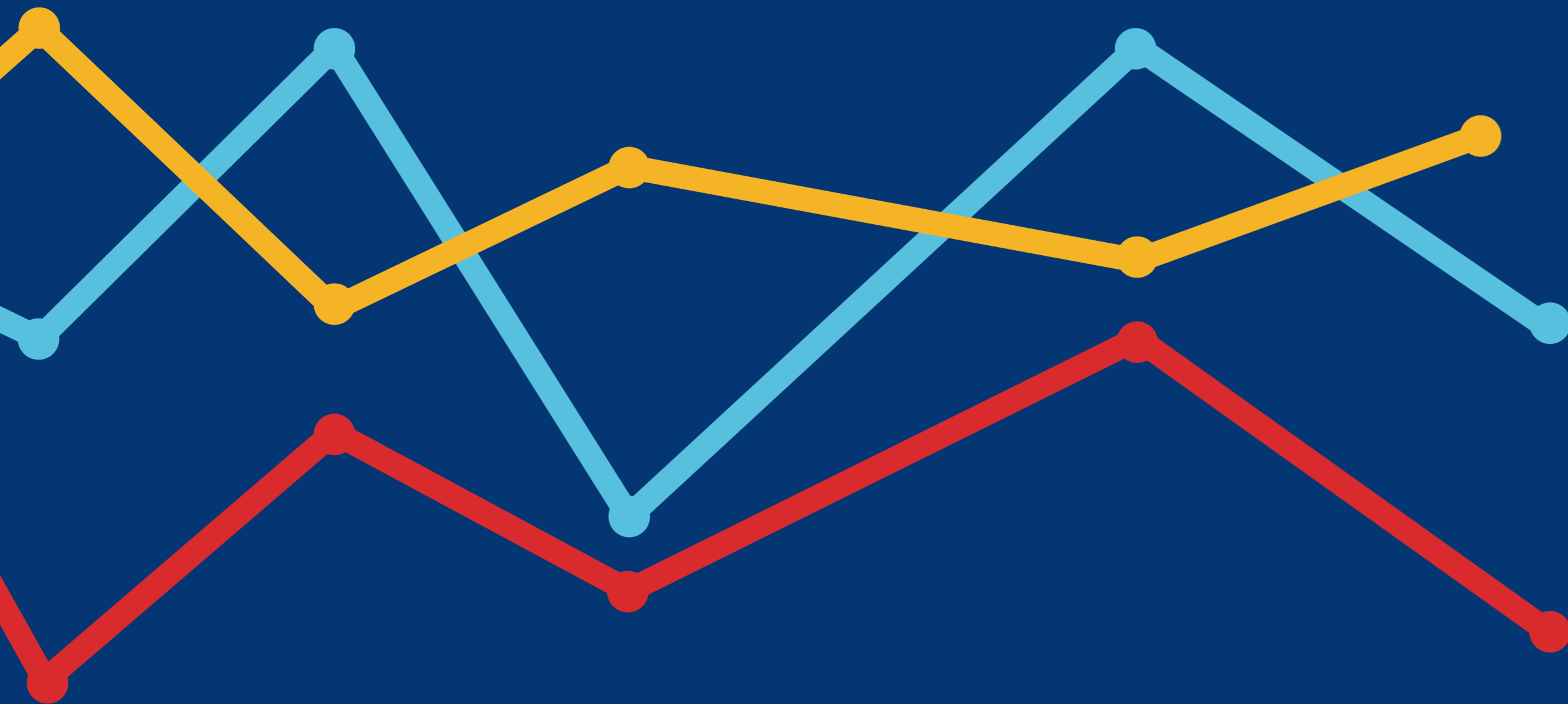
- Whistler decreased by 2.8% during this period.
- Qualicum Beach decreased by 0.7%.
- Coldstream decreased by 0.5%.

Sub-provincial Projections

- ▶ Between 2024 and 2046, B.C.'s population is expected to increase by 1.1 million.
- ▶ Most of this growth is expected to concentrate in municipalities in the Lower Mainland, the Capital Regional District and the Interior.

Population Growth by Census Subdivision
(2024 – 2046, %)





Contact Us

For any questions or clarification

Population projections & estimates, community data - BC
Stats - Jira Service Management