BCStudent Outcomes
Shaping Post-Secondary Education

B.C. Baccalaureate Outcomes
2019 Survey of 2017 Baccalaureate Graduates

Detailed Summary of Survey Results
University of British Columbia Okanagan
31.0505: Kinesiology and exercise science

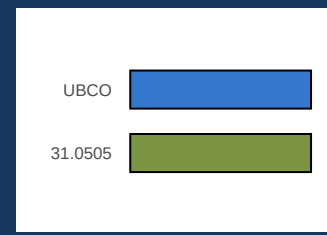

RESPONSE RATE

Survey Response Rate:	31.0505		UBCO	
Baccalaureate Graduates Survey Cohort	123	100%	1,257	100%
Survey Respondents and Response Rate	58	47%	584	46%

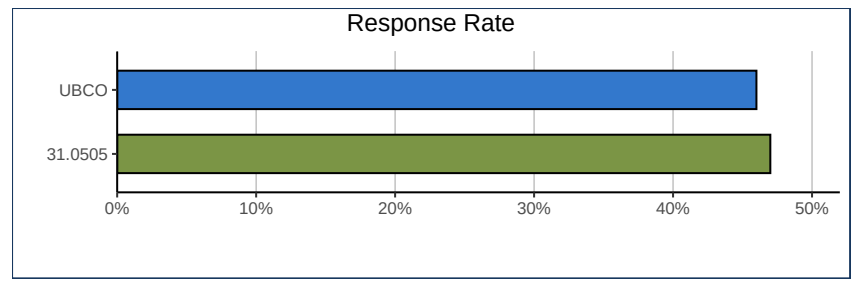

DEMOGRAPHIC INFORMATION

Self−Reporting Subgroups:	31.0505		UBCO	
Disabled	~	~	46	8%
International	0	0%	34	6%
Aboriginal	~	~	19	3%

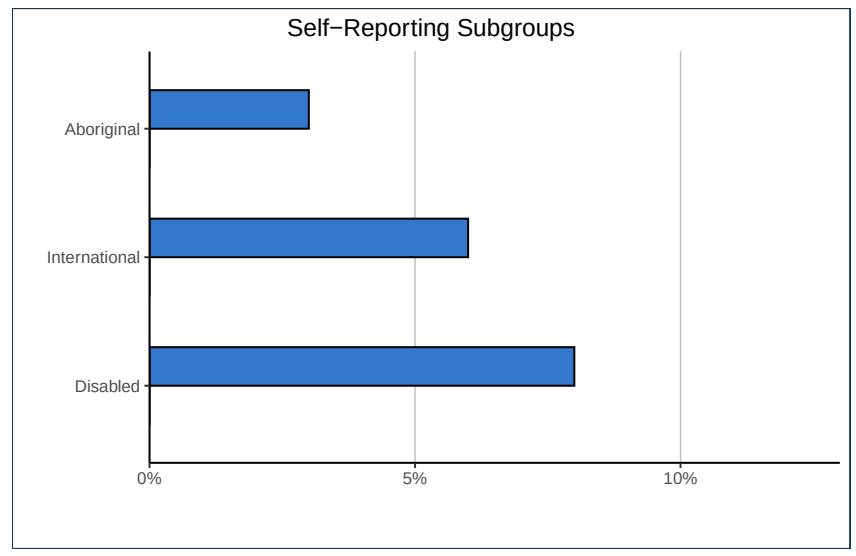

Gender:	31.0505		UBCO	
Male	21	36%	235	40%
Female	37	64%	349	60%
Total	58	100%	584	100%

Age (at time of survey):	31.0505		UBCO	
< 25	~	~	213	36%
25 to 29	30	52%	315	54%
30 to 34	~	~	39	7%
35 to 39	0	0%	8	1%
40 to 49	0	0%	~	~
50 to 64	0	0%	~	~
> 64	0	0%	0	0%
Total	58	100%	584	100%
Median Age	25		25	
Average (mean) Age	25		26	

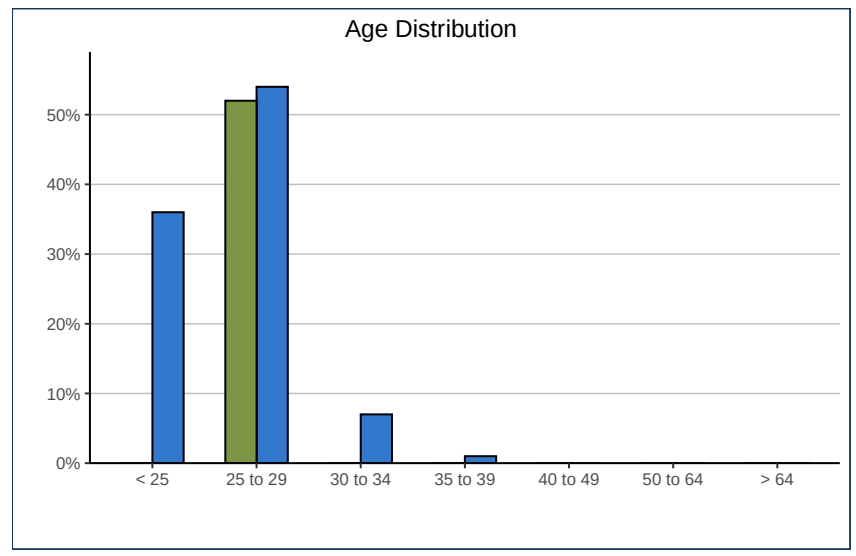

Place of Residence (at time of survey):	31.0505		UBCO	
BC − Mainland/Southwest	16	30%	144	27%
BC − Vancouver Island/Coast	~	~	17	3%
BC − Northern B.C.	~	~	12	2%
BC − Interior/Kootenays	25	47%	267	51%
BC Subtotal	47	89%	440	83%
Canada − Alberta	~	~	43	8%
Canada − Ontario	~	~	29	5%
Canada − Other	~	~	~	~
U.S.A.	0	0%	~	~
Non−BC Subtotal	6	11%	88	17%
Total	53	100%	528	100%

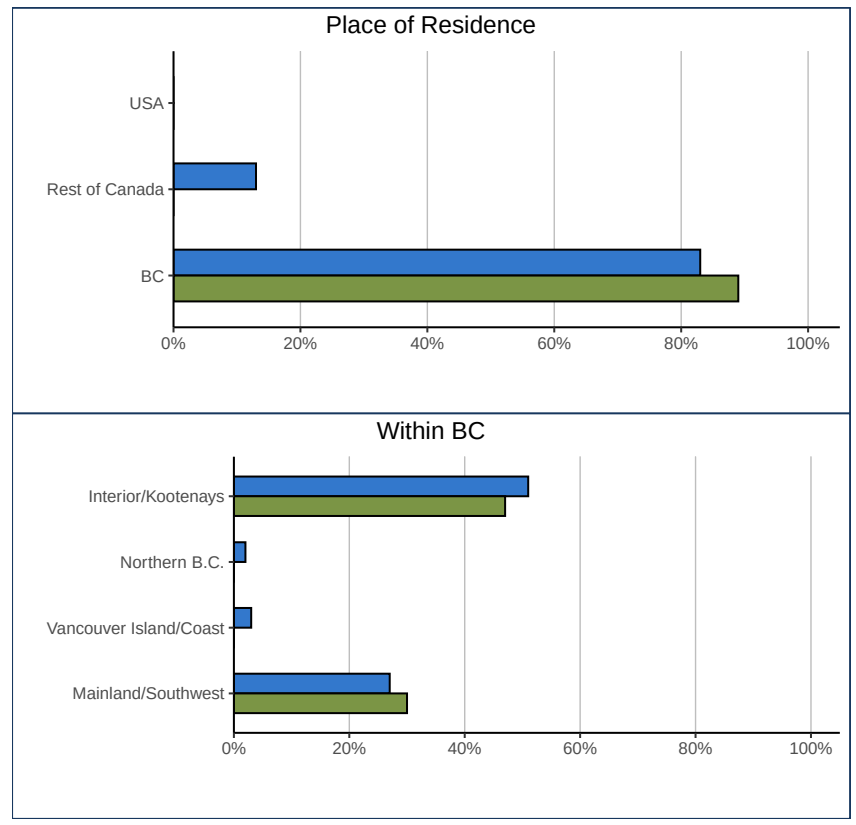

BCStudent Outcomes
Shaping Post-Secondary Education

Detailed Summary of Survey Results
University of British Columbia Okanagan
31.0505: Kinesiology and exercise science

UBCO
31.0505

EDUCATION EVALUATION AND SKILL DEVELOPMENT

Program Satisfaction:	31.0505		UBCO	
Very Satisfied	11	19%	164	28%
Satisfied	38	66%	354	61%
Dissatisfied	8	14%	52	9%
Very Dissatisfied	1	2%	7	1%
Total	58	100%	577	100%

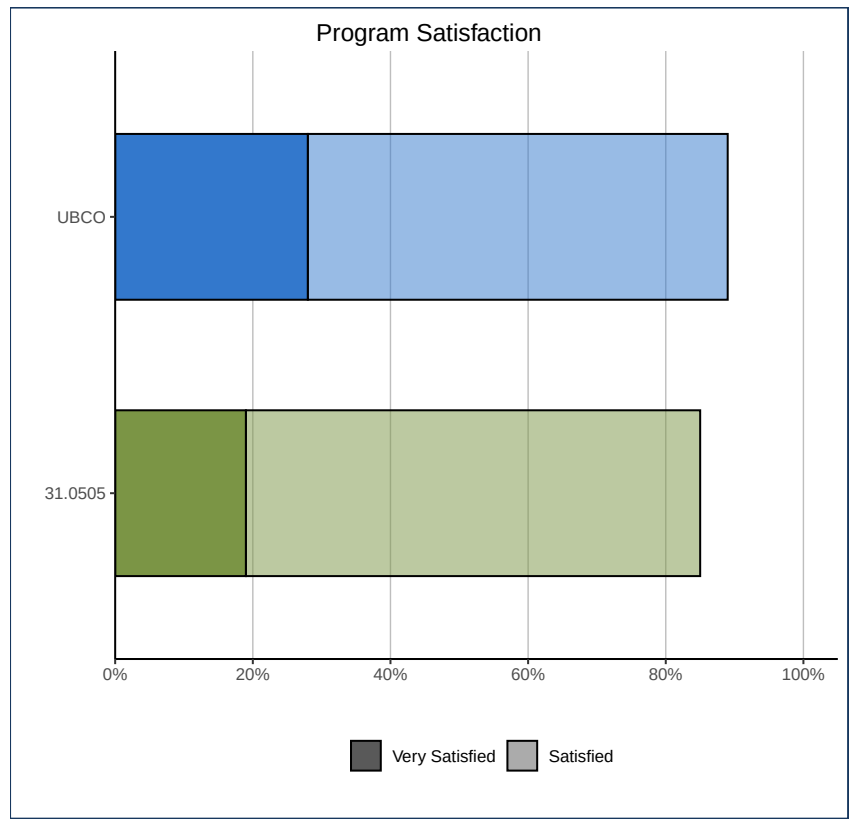

Usefulness of Knowledge, Skills, and Abilities Acquired during Program in Work:	31.0505		UBCO	
Very Useful	10	24%	159	35%
Somewhat Useful	21	51%	217	47%
Not Very Useful	6	15%	57	12%
Not at All Useful	4	10%	24	5%
Total	41	100%	457	100%

Took upgrading, access, bridging, or other preparatory courses during or prior to studies:	31.0505		UBCO	
Yes	8	14%	53	9%
No	49	86%	523	91%

Would select the same program again:	31.0505		UBCO	
Yes	36	69%	390	76%
No	16	31%	121	24%

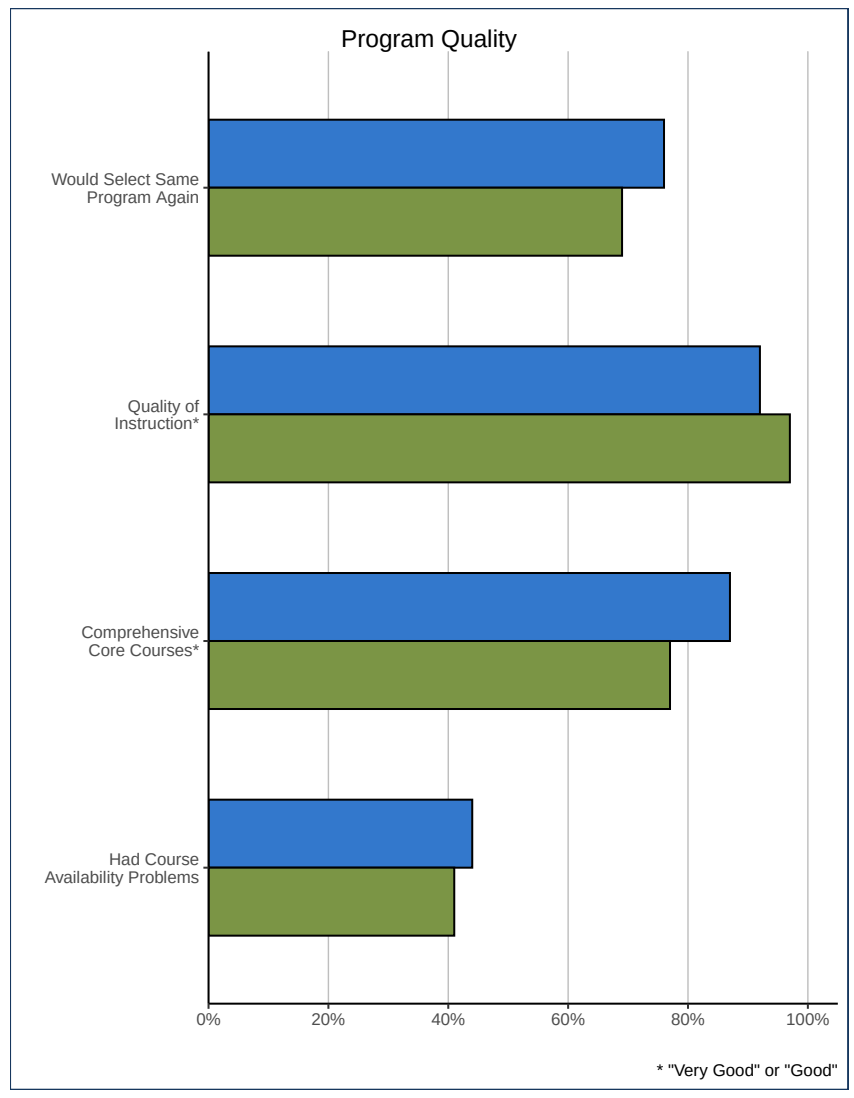

Quality of Instruction:	31.0505		UBCO	
Very Good	12	21%	161	28%
Good	44	76%	372	64%
Poor	2	3%	40	7%
Very Poor	0	0%	5	1%
Total	58	100%	578	100%

Comprehensiveness of Core Courses:	31.0505		UBCO	
Very Good	11	19%	152	27%
Good	33	58%	341	60%
Poor	11	19%	65	11%
Very Poor	2	4%	12	2%
Total	57	100%	570	100%

Course Availability:	31.0505		UBCO	
Encountered course availability problems	24	41%	249	44%

Financial Constraints:	31.0505		UBCO	
Had to interrupt studies for financial reasons	7	12%	58	10%
Had to take program part−time for financial reasons	4	7%	66	11%

BCStudent Outcomes
Shaping Post-Secondary Education

Detailed Summary of Survey Results
University of British Columbia Okanagan
31.0505: Kinesiology and exercise science

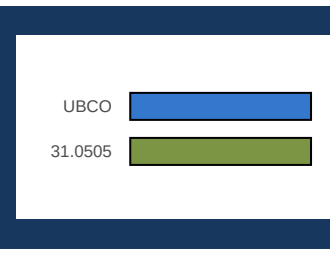

SKILL DEVELOPMENT

	31.0505				
Skill Development: How helpful was institution?	**Very Helpful**	**Helpful**	**Not Very Helpful**	**Not at All Helpful**	**# Resp.**
Written Communication	22%	61%	13%	4%	54
Oral Communication	28%	56%	14%	2%	57
Reading and Comprehension	44%	49%	7%	0%	55
Group Collaboration	41%	50%	7%	2%	56
Critical Anlysis	47%	41%	10%	2%	58
Problem Resolution	21%	68%	11%	0%	57
Use of Mathematics	7%	50%	34%	9%	44
Conducting Research	65%	29%	2%	4%	55
Learning on Your Own	45%	47%	5%	2%	55

	UBCO				
Skill Development: How helpful was institution?	**Very Helpful**	**Helpful**	**Not Very Helpful**	**Not at All Helpful**	**# Resp.**
Written Communication	29%	57%	11%	3%	567
Oral Communication	25%	57%	15%	3%	568
Reading and Comprehension	38%	51%	10%	1%	568
Group Collaboration	35%	48%	15%	2%	563
Critical Anlysis	53%	39%	7%	1%	568
Problem Resolution	27%	56%	16%	2%	570
Use of Mathematics	27%	43%	22%	7%	483
Conducting Research	37%	42%	17%	4%	549
Learning on Your Own	43%	47%	8%	1%	566

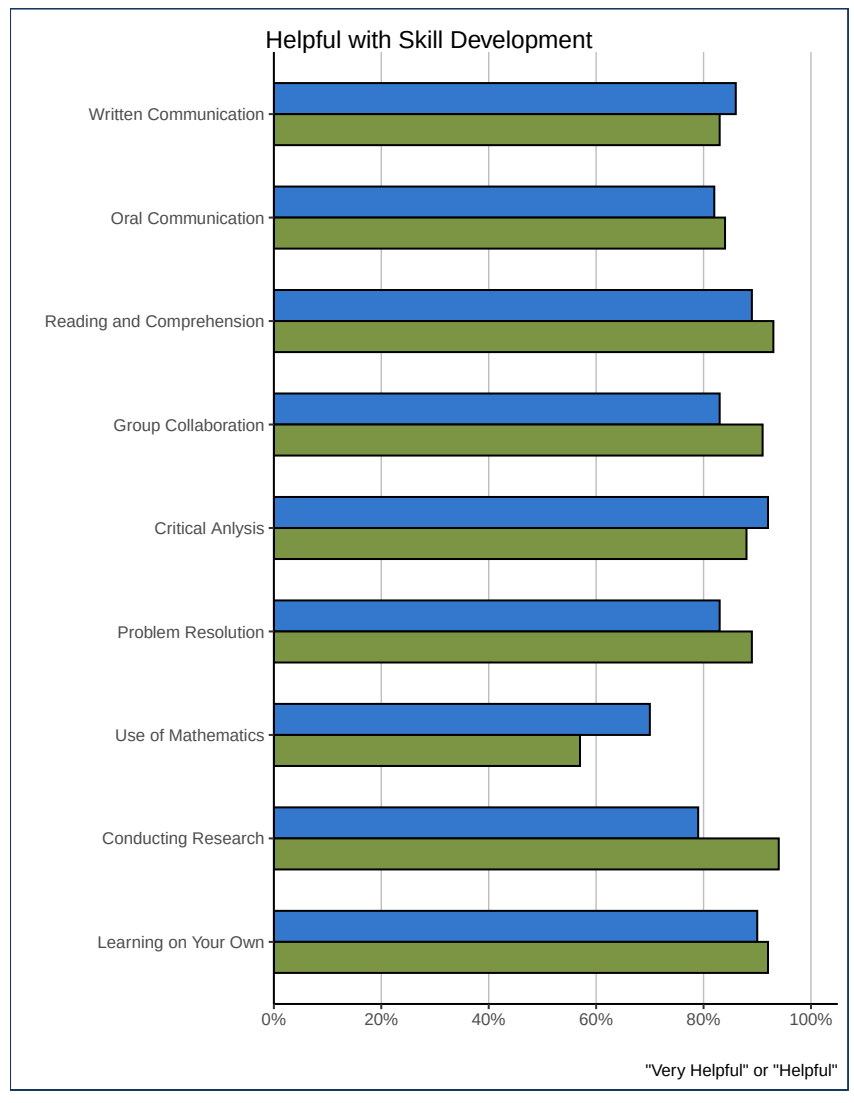

FURTHER EDUCATION

Took further education since 2017 graduation:	31.0505		UBCO	
Yes	39	70%	308	53%
Not currently enrolled	16	29%	117	20%
Currently enrolled full−time	18	32%	146	25%
Currently enrolled part−time	5	9%	44	8%
No	17	30%	274	47%
Total	56	100%	582	100%

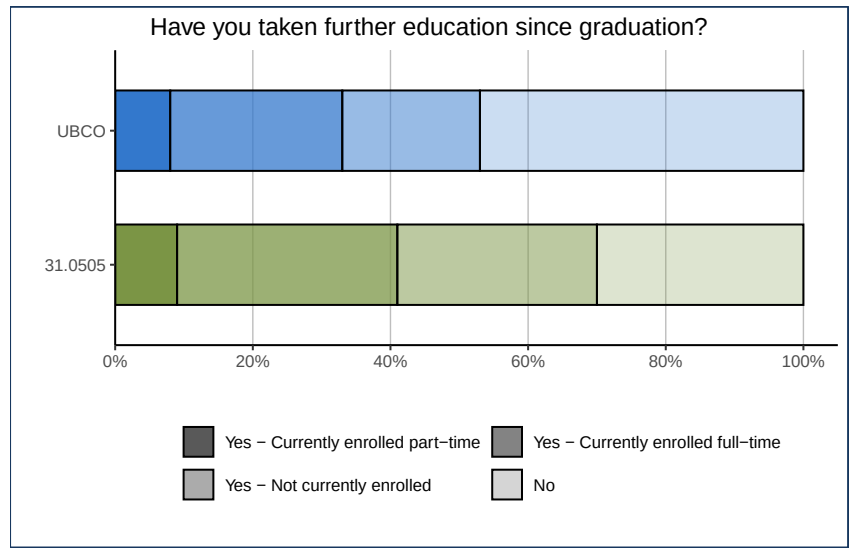

Type of Formal Post−Secondary Education:	31.0505		UBCO	
Masters Degree	15	38%	79	26%
Doctoral Degree	2	5%	17	6%
Another Undergraduate Degree	9	23%	91	30%
Certificate or Diploma below Bachelor level	6	15%	35	12%
Professional Association Certification	4	10%	44	14%
Postgraduate Certificate or Diploma	1	3%	27	9%
Other	2	5%	11	4%
Total	39	100%	304	100%

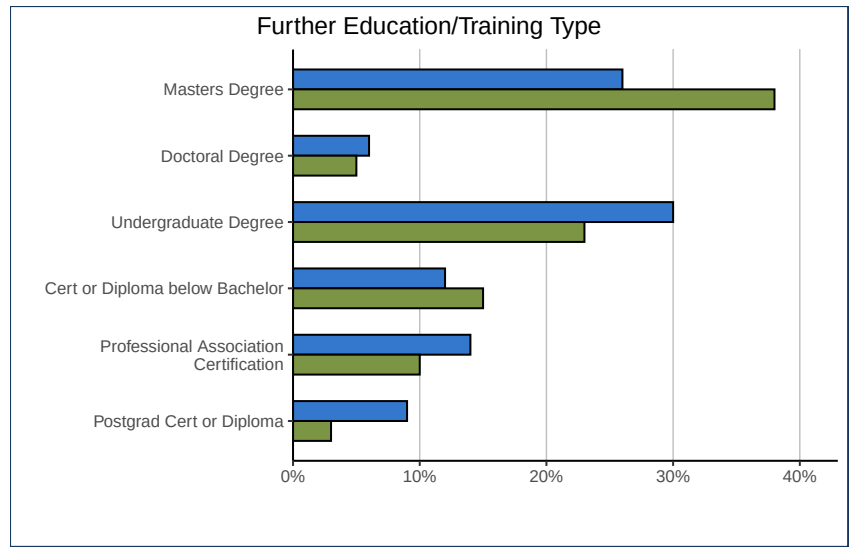

BCStudent Outcomes
Shaping Post-Secondary Education

Detailed Summary of Survey Results
University of British Columbia Okanagan
31.0505: Kinesiology and exercise science

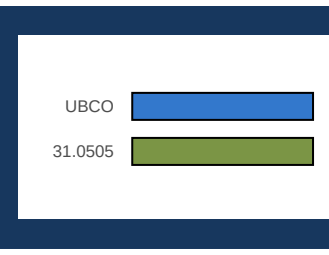

EMPLOYMENT

Labour Fource Status:	31.0505		UBCO	
In Labour Force (working or seeking work)	45	79%	491	86%
Not in Labour Force	12	21%	80	14%
Total	57	100%	571	100%

Employment:	31.0505		UBCO	
Employment Rate*	41	71%	459	79%
Unemployment Rate**	4	8.9%	32	6.5%

*Percent = Total employed divided by total number of respondents
**Percent = Total unemployed divided by total number in Labour Force

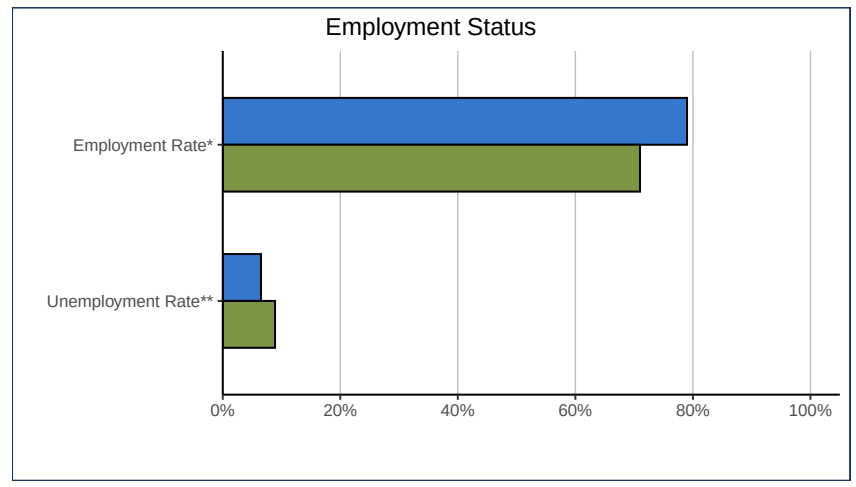

Status of Graduates NOT in Labour Force:	31.0505		UBCO	
Attending School FT	9	75%	63	79%
Attending School PT	2	17%	2	3%
Other	1	8%	15	19%
Total NOT in Labour Force	12	100%	80	100%

Primary Employment Type:	31.0505		UBCO	
Paid worker	33	80%	427	93%
Self−employed	8	20%	31	7%
Total	41	100%	458	100%

Job Characteristics:	31.0505		UBCO	
I hold more than one job*	16	39%	97	21%
My main job is full−time (>= 30 hours per week)**	26	68%	370	85%

*Of total Employed
**Of those who provided data on hours/week worked

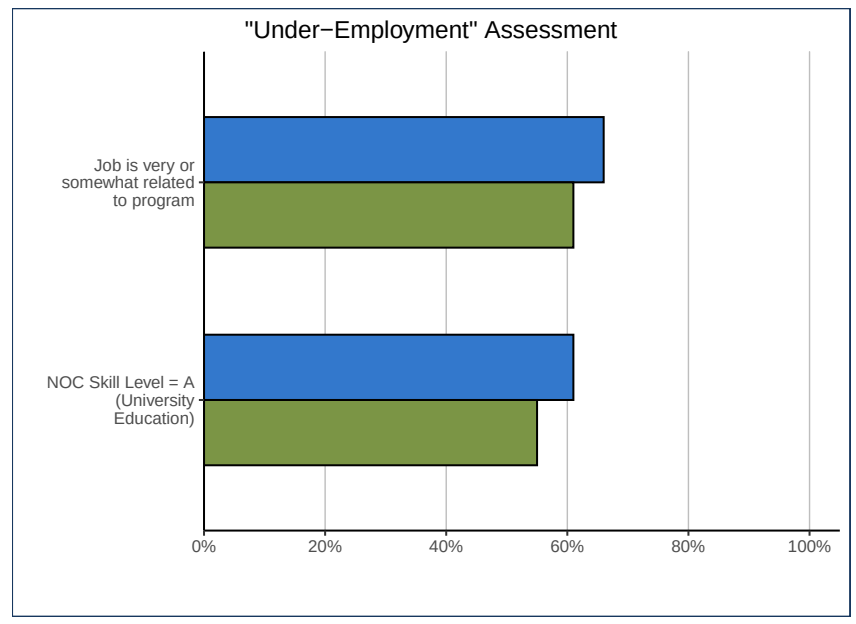

How related is your main job to your program?	31.0505		UBCO	
Very Related	15	37%	163	36%
Somwhat Related	10	24%	141	31%
Not Very Related	5	12%	66	14%
Not at All Related	11	27%	89	19%
Total	41	100%	459	100%

"Under−employment" Assessment:	31.0505		UBCO	
Job is very or somewhat related to program	25	61%	304	66%
NOC Skill Level = A (University Education)*	22	55%	273	61%

*Of total valid responses

Gross Annual Income from Main Job:*	31.0505		UBCO	
Less than $20,000	~	~	22	6%
$20,000 to $39,999	8	32%	61	18%
$40,000 to $59,999	10	40%	122	36%
$60,000 to $79,999	~	~	95	28%
$80,000 to $99,999	0	0%	26	8%
$100,000 and Above	0	0%	13	4%
Total	25	100%	339	100%
Median Annual Income (full−time) ($)	45,000		55,000	
Average Annual Income (full−time) ($)	46,448		61,269	

*Where data provided

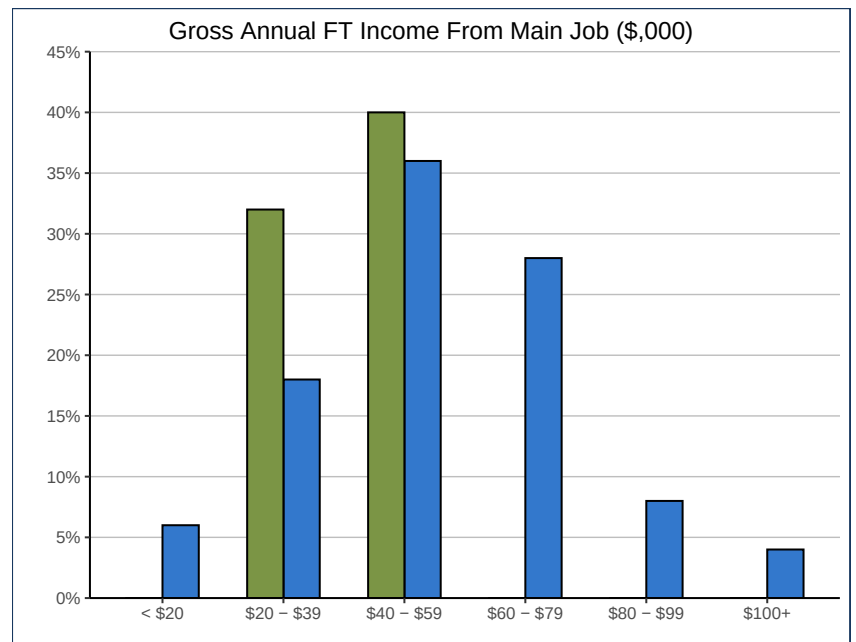

NOC Skill Type of Main Job:	31.0505		UBCO	
Business, finance & administration	5	13%	80	18%
Natural & applied sciences & related	0	0%	100	23%
Health	15	38%	79	18%
Education, law and social, community & government	5	13%	85	19%
Art, culture, recreation & sport	8	20%	21	5%
Sales & service	3	8%	56	13%
Trades, transport & equipment operators & related	3	8%	14	3%
Natural resources, agriculture & related production	0	0%	1	0%
Manufacturing & utilities	1	3%	7	2%
Total	40	100%	443	100%

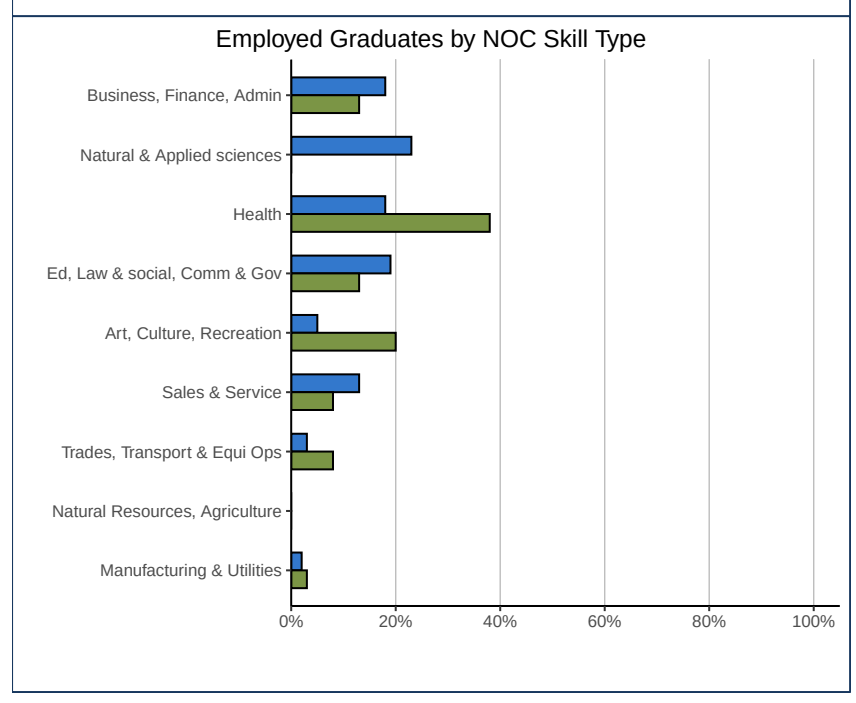

BCStudent Outcomes
Shaping Post-Secondary Education

Detailed Summary of Survey Results
University of British Columbia Okanagan
31.0505: Kinesiology and exercise science

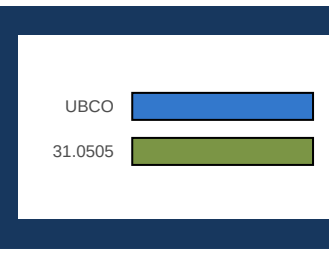

EMPLOYMENT, continued

NOC Skill Level of Main Job:	31.0505		UBCO	
A. University education	22	55%	273	61%
B. College education/trade apprenticeship	12	30%	105	24%
C. Secondary school + job−specific training	6	15%	59	13%
D. No formal education	0	0%	8	2%
Total	40	100%	445	100%

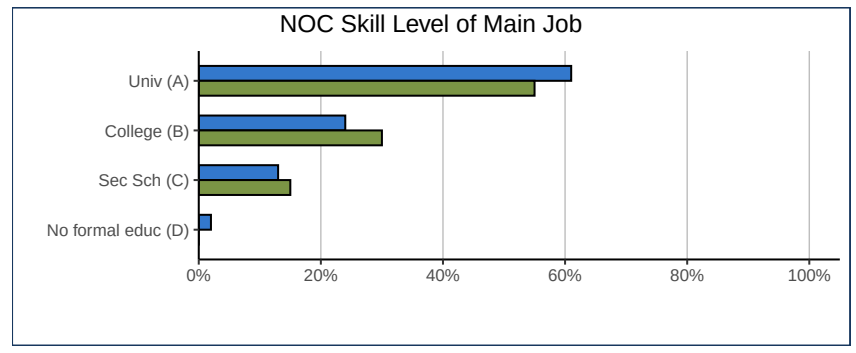

	31.0505				
How useful are the following skills and abilities in doing your main job?	Very Useful	Somewhat Useful	Not Very Useful	Not at All Useful	# Resp.
Written Communication	58%	28%	10%	5%	40
Oral Communication	80%	12%	5%	2%	41
Reading and Comprehension	70%	18%	8%	5%	40
Group Collaboration	85%	10%	2%	2%	41
Critical Anlysis	73%	20%	5%	2%	41
Problem Resolution	78%	20%	0%	2%	41
Use of Mathematics	7%	41%	20%	32%	41
Conducting Research	25%	23%	18%	35%	40
Learning on Your Own	65%	28%	3%	5%	40

	UBCO				
How useful are the following skills and abilities in doing your main job?	Very Useful	Somewhat Useful	Not Very Useful	Not at All Useful	# Resp.
Written Communication	67%	24%	5%	5%	455
Oral Communication	77%	18%	3%	2%	456
Reading and Comprehension	69%	24%	5%	2%	455
Group Collaboration	79%	18%	2%	1%	455
Critical Anlysis	76%	18%	4%	2%	455
Problem Resolution	79%	18%	1%	1%	457
Use of Mathematics	29%	40%	16%	15%	447
Conducting Research	33%	32%	19%	17%	449
Learning on Your Own	66%	28%	4%	2%	452

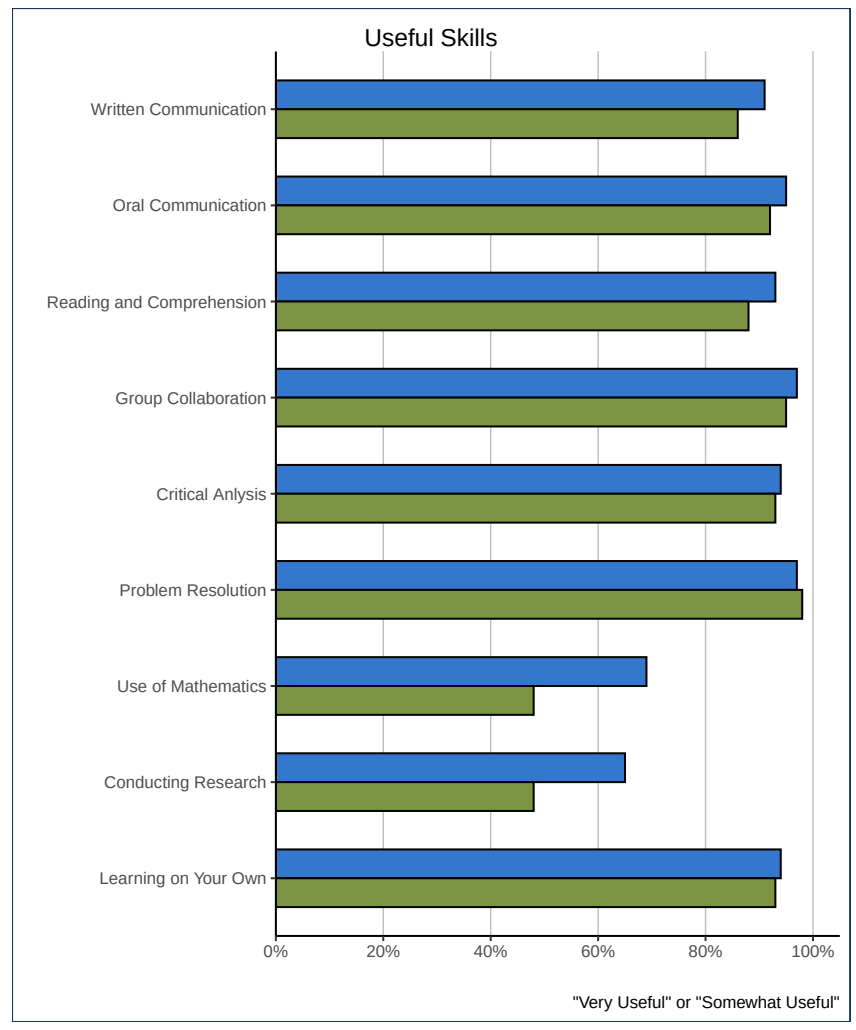

Top 10 Full−time Occupations of 31.0505 Graduates:			31.0505
NOC	NOC Skill Level	Description	% Employed FT in this Occ.**
*			
*			
*			
*			
*			
*			
*			
*			
*			
*			

* Data not displayed where n < 5
** Percentages cited are of those employed

Top 10 Full−time Occupations of UBCO Graduates:			UBCO
NOC	NOC Skill Level	Description	% Employed FT in this Occ.**
3012	A	Registered nurses and registered psychiatric nurses	10%
2131	A	Civil engineers	4%
2132	A	Mechanical engineers	3%
XXXX	O	Unclassified occupations	2%
1111	A	Financial auditors and accountants	2%
2133	A	Electrical and electronics engineers	2%
4032	A	Elementary school and kindergarten teachers	2%
2174	A	Computer programmers and interactive media developers	2%
4031	A	Secondary school teachers	2%
4212	B	Social and community service workers	2%

* Data not displayed where n < 5
** Percentages cited are of those employed

BCStudent Outcomes
Shaping Post-Secondary Education

Detailed Summary of Survey Results
University of British Columbia Okanagan
31.0505: Kinesiology and exercise science

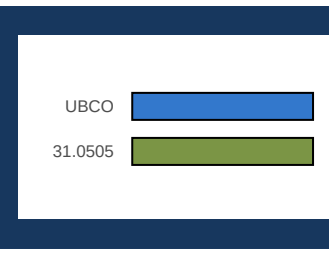

EDUCATION FINANCING

Funding Sources (2 sources allowed):*	31.0505		UBCO	
Personal Savings	11	19%	124	22%
Employment	25	43%	238	41%
Family/Friends	34	59%	333	58%
Bank Loans	3	5%	35	6%
Student Loans	20	34%	206	36%
Scholarships/Bursaries/Grants	13	22%	119	21%
Other	1	2%	21	4%
Total	58		575	

* Percentage of respondents who identified this source

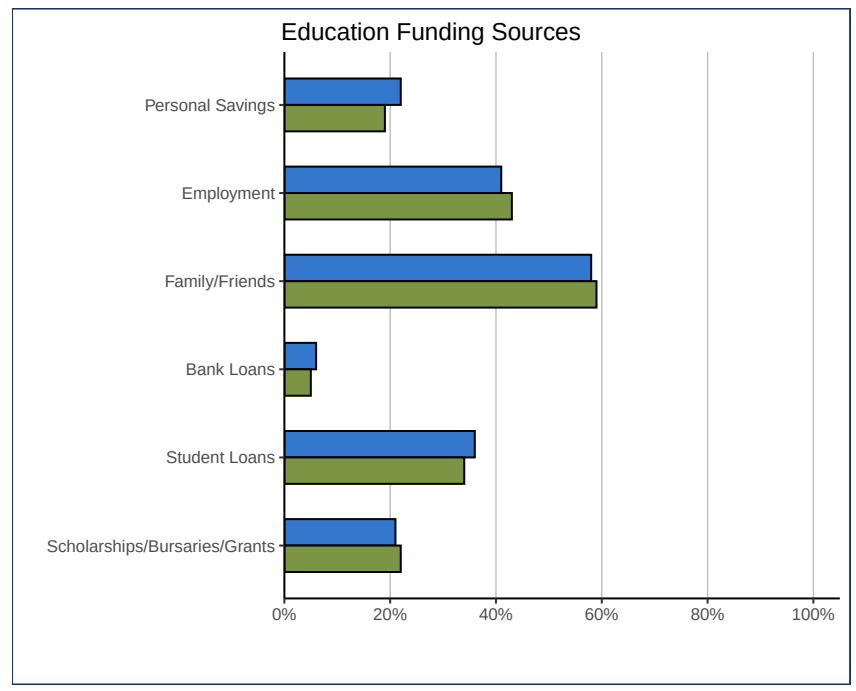

Financial Debt Incurred to Finance Bac. Ed.:*	31.0505		UBCO	
Incurred any form of financial debt	26	49%	252	47%
Incurred government−sponsored student loan debt	19	37%	195	37%

* Percentage of respondents who provided data

Financial Debt Amount:*	31.0505		UBCO	
< $1,000	0	0%	0	0%
$1,000 to $4,999	3	12%	11	4%
$5,000 to $9,999	2	8%	18	7%
$10,000 to $14,999	4	15%	24	10%
$15,000 to $19,999	2	8%	21	8%
$20,000 to $29,999	7	27%	30	12%
$30,000 to $39,999	2	8%	38	15%
$40,000 or More	6	23%	110	44%
Total	26	100%	252	100%
Median Financial Debt ($)	20,000		35,000	

* Includes only cases where financial debt was incurred

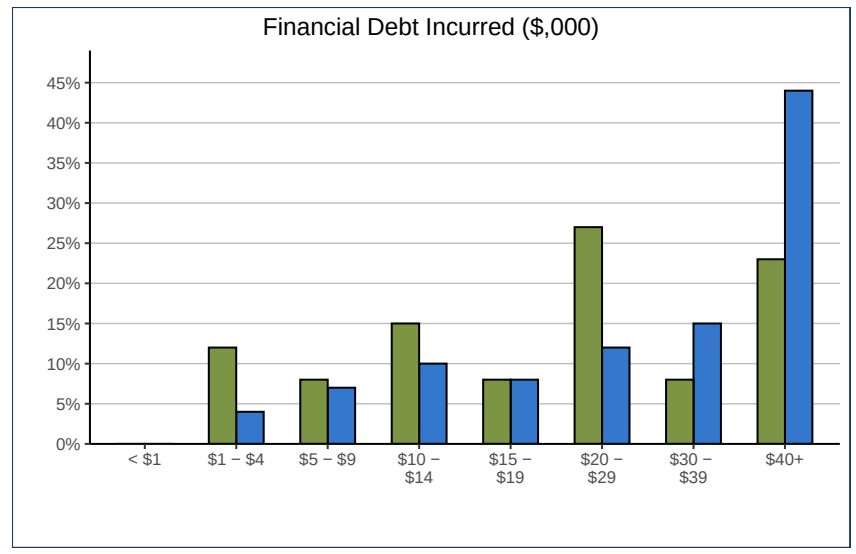

Gov't−Sponsored Student Loan Debt Amount:*	31.0505		UBCO	
< $1,000	0	0%	0	0%
$1,000 to $4,999	1	5%	4	2%
$5,000 to $9,999	2	11%	13	7%
$10,000 to $14,999	3	16%	15	8%
$15,000 to $19,999	1	5%	14	7%
$20,000 to $29,999	6	32%	40	21%
$30,000 to $39,999	2	11%	34	17%
$40,000 or More	4	21%	75	38%
Total	19	100%	195	100%
Median Gov't−Sponsored Loan Debt ($)	21,000		30,000	

* Includes only cases where government−sponsored debt was incurred

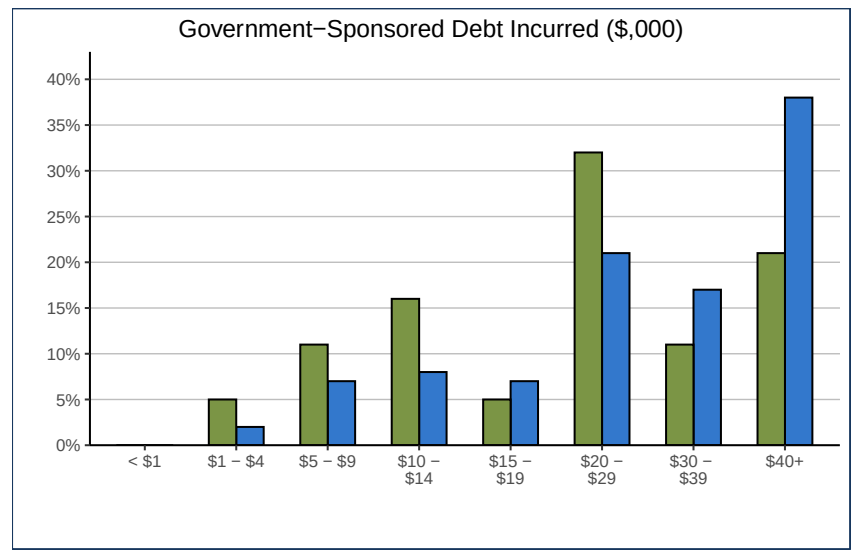

Gov't−Sponsored Loan Debt Outstanding:*	31.0505		UBCO	
None − Loan repaid in full	3	16%	37	20%
< $1,000	0	0%	0	0%
$1,000 to $4,999	1	5%	6	3%
$5,000 to $9,999	2	11%	9	5%
$10,000 to $14,999	1	5%	11	6%
$15,000 to $19,999	2	11%	21	11%
$20,000 to $29,999	5	26%	29	16%
$30,000 to $39,999	1	5%	34	18%
$40,000 or More	4	21%	39	21%
Total	19	100%	186	100%
Median Gov't−Sponsored Loan Debt Outstanding** ($)	23,000		29,000	
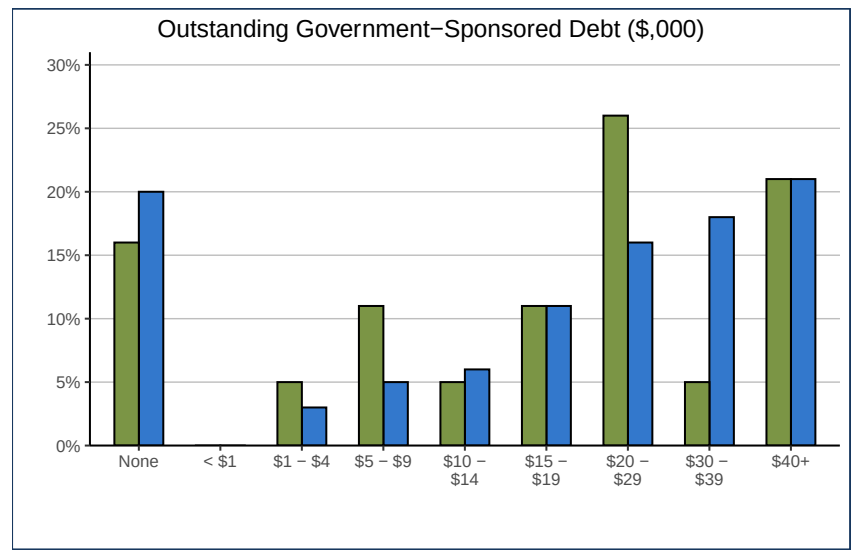
* Includes only cases where government−sponsored debt was incurred, and valid "amount remaining" was provided
** Median amounts shown are based on those who had remaining government student loan debt