

GOVERNMENT LOSS REPORTING

Risk Management Branch and Government Security Office

Risk Management Branch and Government Security Office is the central government agency accountable for the effective management of risk to which the government is exposed to by virtue of its assets, programs and operations. Centralized reporting provides a true understanding of what numbers and types of losses or incidents are being encountered.

Loss reporting related to 'Workers' Compensation' or 'Fleet Vehicles' normally falls outside this format. If, however, a loss arises from a crime or threat-related incident, then reporting is appropriate as part of a follow-up security review (e.g. assault, robbery, vandalism, theft).

Note: over time, several overlapping variables have impacted reporting. For example:

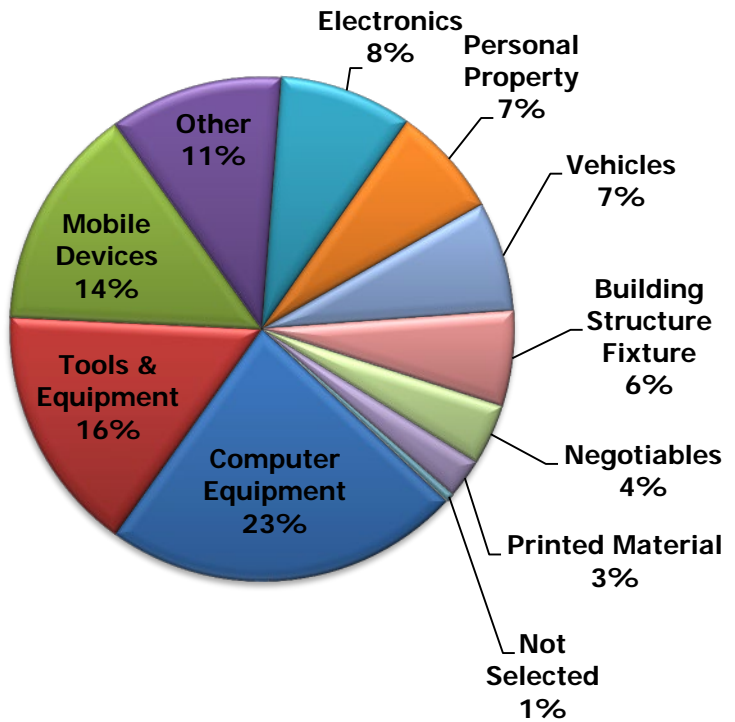
- The number of ministries across government has been subject to change.
- Some program areas have been realigned between ministries.
- Policy has been revised to provide greater clarity and consistency for reporting.
- A web-based tool was implemented to standardize and facilitate reporting.
- There is additional emphasis now on the need to report some incident types (privacy breaches, threats of violence, fraud).

Fiscal 2015/16

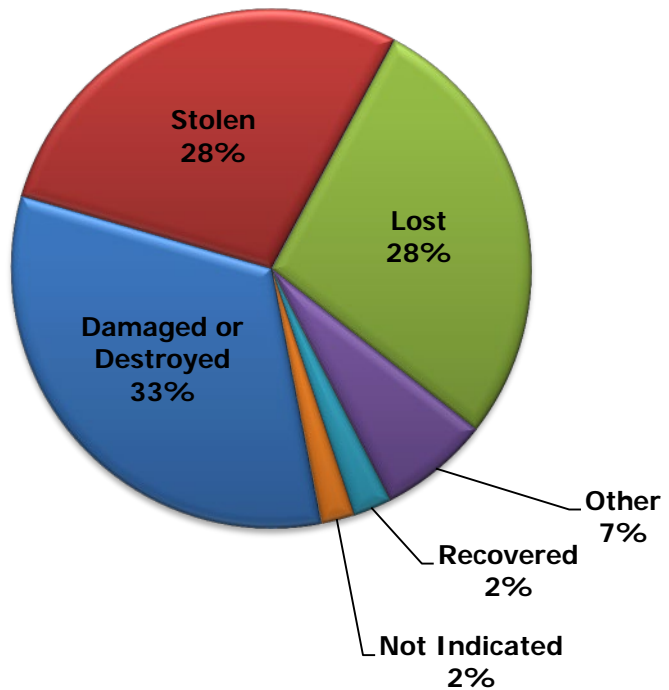
Asset Losses or Damage Reported by
MINISTRY or AGENCY
(number of incidents involving one or more asset loss)

Ministry or Agency	Number of Incidents Involving Assets	Total Estimated Asset Values
Aboriginal Relations and Reconciliation	6	\$400
Advanced Education	4	\$1,260
Agriculture	1	\$500
Attorney General	16	\$2,485
BC Public Service Agency	4	\$0
Children and Family Development	112	\$50,245
Community, Sport and Cultural Development	12	\$2,674
Education	6	\$400
Energy and Mines	1	\$6,000
Environment	24	\$21,725
Finance	11	\$3,200
Forests, Lands and Natural Resource Operations	133	\$193,485
Health	20	\$1,214
International Trade	5	\$0
Jobs, Tourism and Skills Training	28	\$1,518
Justice	49	\$7,875
Natural Gas Development	5	\$1,500
Other	3	\$300
Public Safety and Solicitor General	3	\$1,221
Small Business and Red Tape Reduction	6	\$3,060
Social Development and Social Innovation	45	\$12,457
Technology, Innovation, and Citizen's Services	39	\$9,769
Transportation and Infrastructure	22	\$13,564
	555	\$334,850

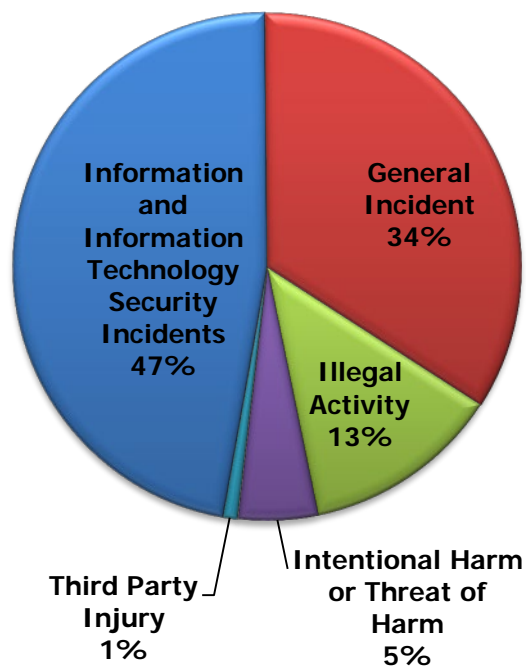
Fiscal 2015/16
 Asset Losses or Damage Reported by
ASSET TYPE
 (percentage calculated on
 number of assets)



Fiscal 2015/16
 Asset Losses or Damage Reported by
ASSET FATE
 (percentage calculated on
 total number of assets)

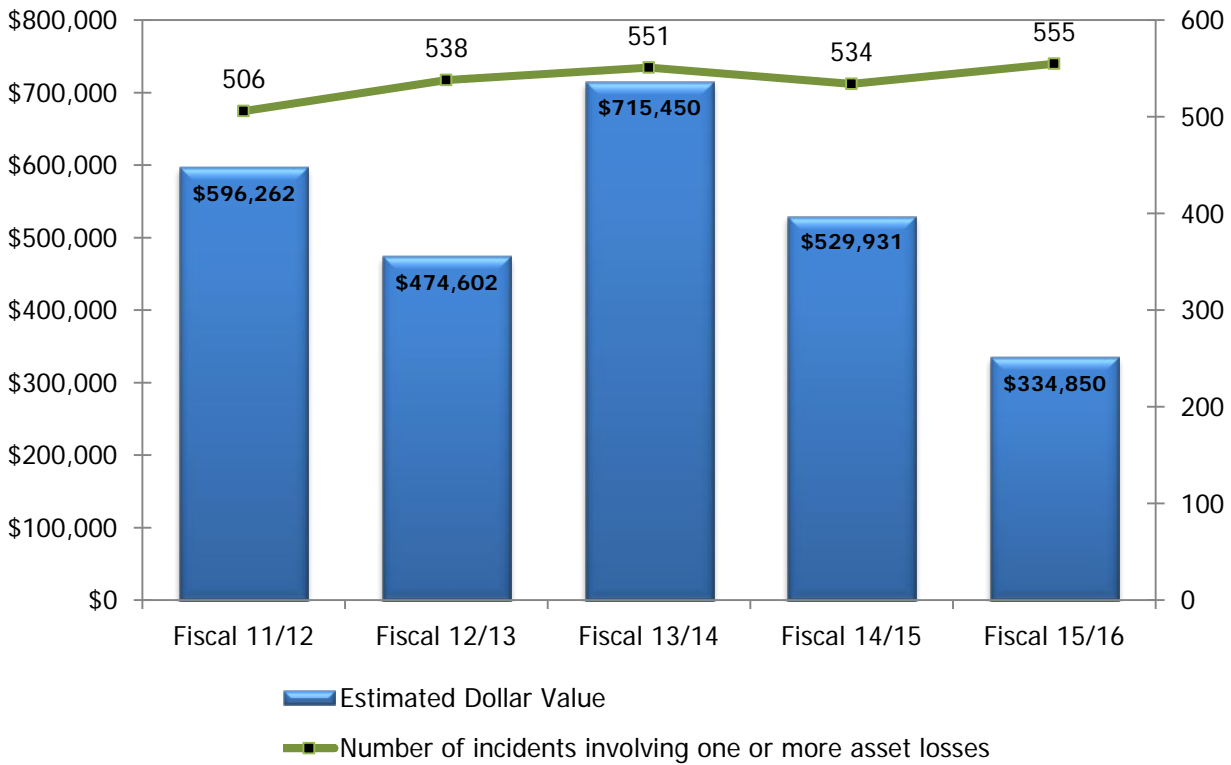


Fiscal 2015/16
 Asset Losses or Damage Reported by
INCIDENT TYPE
 (percentage calculated on total
 number of all incidents that had
 one or more incident types
 selected - one incident can
 have multiple incident types)



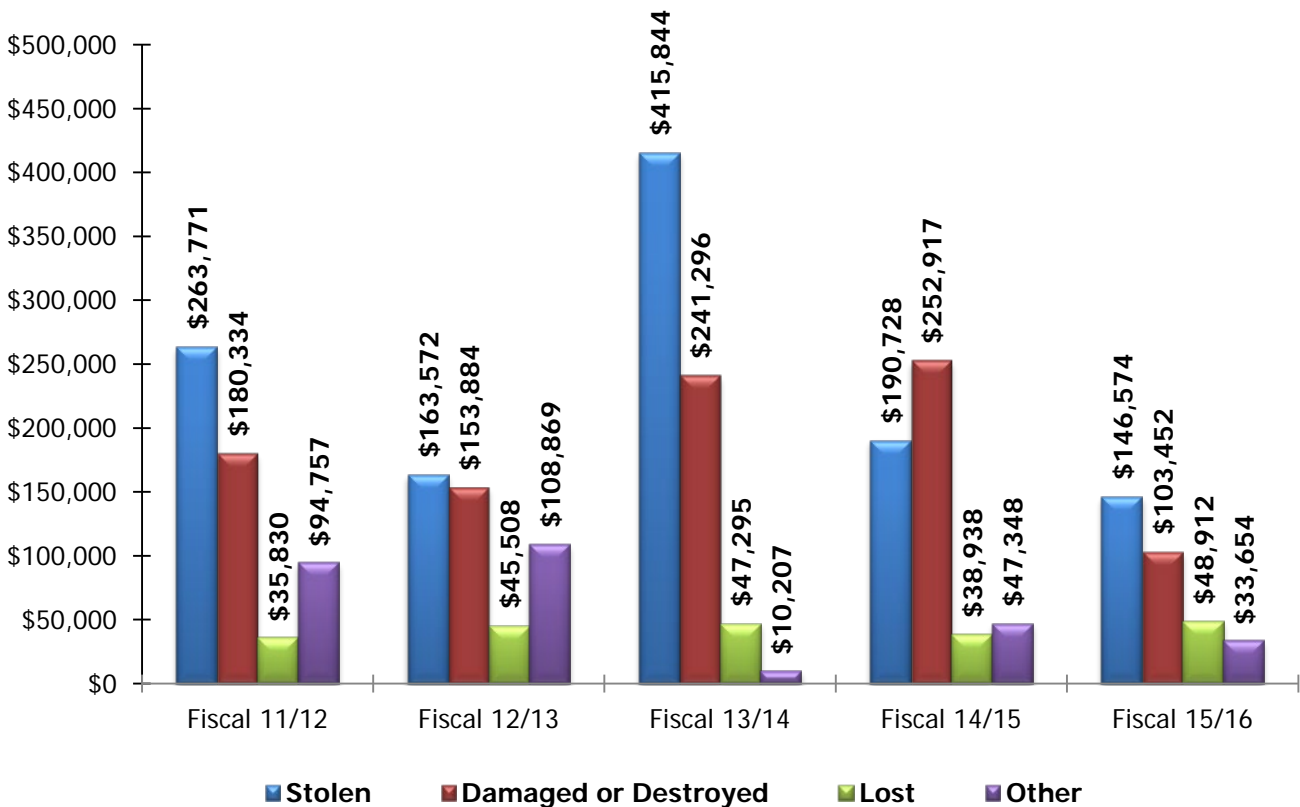
FIVE YEAR COMPARISON

Incidents involving one or more asset losses

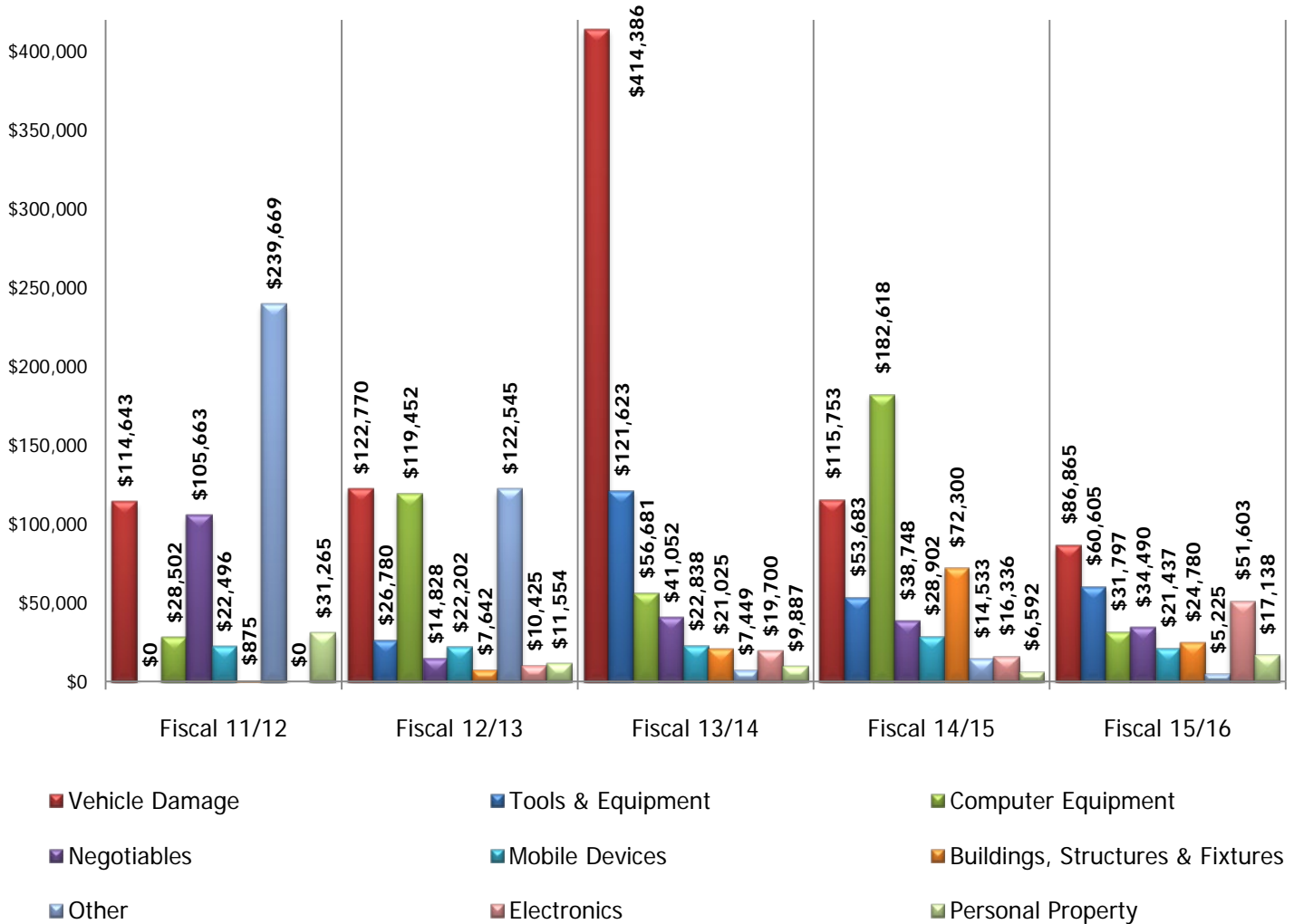


FIVE YEAR COMPARISON

by asset fate and estimated dollar value



FIVE YEAR COMPARISON by asset type and estimated dollar value



ANNUAL LOSS REPORTING SUMMARY

Risk Management Branch and Government Security Office

NOTE: Annual Loss Summary Reports for programs are not included within the above graphical statistics.

Four ministries, in addition to reporting General Incidents or Losses, are tasked to report losses associated with their Program Areas. A 1997/98 report by the Auditor General identified that this second tier reporting would be appropriate to the [then] Ministries of Human Resources, Forests, Health, and Transportation and Highways.

[Core Policy 20.2.6](#) - Due to the nature of certain programs, some ministries experience recurring losses from general incidents and/or illegal activities. These ministries often have internal resources dedicated to managing the losses (e.g., Prevention and Loss Management Services Branch). Examples of such loss incidents include:

- Suspected false or fraudulent claims for social benefits, loans, grants, or transfers including employment and income assistance, student loans and MSP.
- Overpayments or erroneous payments.
- Loss of revenue that should have been received or collected.
- Theft of Crown property (e.g., unauthorized timber harvest); damage to Crown property; etc.

These ministries, that have internal resources dedicated to managing losses, must report their loss incidents to the Risk Management Branch by June 30th of each year for the preceding fiscal year, on an Annual Loss Summary Report.

Fiscal 2015/16
MINISTRY OF HEALTH
Audit and Investigations Recoveries

	Audit #s	2015/16
Eligibility, Compliance & Enforcement Unit(1)	875	\$3,136,741
Audit - Billing Integrity Program	20	\$6,080,977
Audit - PharmaCare Audit	27	\$3,181,422
Total	922	\$12,399,140

Note:

(1) Includes amounts agreed to be paid, but not necessarily collected as collection is performed by the Health Authorities.

Fiscal 2015/16
MINISTRY OF SOCIAL DEVELOPMENT AND SOCIAL INNOVATION
Enforcement Program Initiative

Type	Orders/ Judgements	Value
Criminal Code Convictions	37	\$412,000
Repayment Agreements	80	\$1,019,000
Total	119	\$1,465,000

Note: No Civil Court Orders concluded during this period. Two cases were in progress with an estimated value of \$34,000. The estimated value is the amount the ministry will pursue through civil litigation and not necessarily what the court may award.

Explanatory Notes:

- The numbers for the Enforcement Program are preliminary and subject to change.
 - Values are rounded to the nearest 1,000.
- The number of criminal convictions will vary annually. There are several factors beyond branch control that impact this number including, but not limited to:
 - The number of criminal investigators available to work on files;
 - The complexity of those files that are accepted for criminal investigation; and
 - The difficulty faced by crown counsel in securing court times and venues.
- Civil Court Orders result from both Civil Supreme Court and Small Claims Court.
 - Civil Court Order amounts are not shown if amount is a collection order for a Criminal Conviction restitution order.
- The value of the court orders and repayment agreements is not necessarily the amount paid or collected.
- The Ministry of Social Development and Social Innovation (SDSI) is committed to providing assistance only to people who are eligible for benefits under the Acts and in doing so, is accountable to the citizens of BC.
- SDSI actively pursues all allegations or suspicions of fraud.

SDSI also has a robust prevention and compliance program in place aimed at reducing fraud and recovering funds issued to ineligible clients.

Fiscal 2015/16
MINISTRY OF TRANSPORTATION AND INFRASTRUCTURE

Incidents Reported	1243
Value of Losses	\$4,131,765
Value of Recoveries	\$1,320,875
Net Loss	\$2,810,890
Potential for Recovery as Files Still Open	\$2,136,009
Potential Net loss - to Crown	\$674,881

Explanatory Notes:

- Claims are received up to two years after incident date therefore the costs, recoveries and numbers of claims may change retroactively when reporting subsequent year data.
- These figures are based on incidents reported to the Ministry's Claims Section. Note, not all incidents are reported to the Ministry.