

GOVERNMENT LOSS REPORTING

Risk Management Branch and Government Security Office

Risk Management Branch and Government Security Office is the central government agency accountable for the effective management of risk to which the government is exposed to by virtue of its assets, programs and operations. Centralized reporting provides a true understanding of what numbers and types of losses or incidents are being encountered.

Loss reporting related to 'Workers' Compensation' or 'Fleet Vehicles' normally falls outside this format. If however a loss arises from a crime or threat related incident then reporting is appropriate as part of a follow-up security review [E.g. assault /robbery/vandalism/theft].

NOTE: over time, several overlapping variables have impacted reporting. For example:

- The number of ministries across government has been subject to change.
- Some program areas have been realigned between ministries.
- Policy has been revised to provide greater clarity and consistency for reporting.
- A web-based tool was implemented to standardize and facilitate reporting.
- There is additional emphasis now on the need to report some incident types (privacy breaches, threats of violence, fraud).

Fiscal 2013/14

INCIDENTS INVOLVING ONE OR MORE ASSET LOSSES

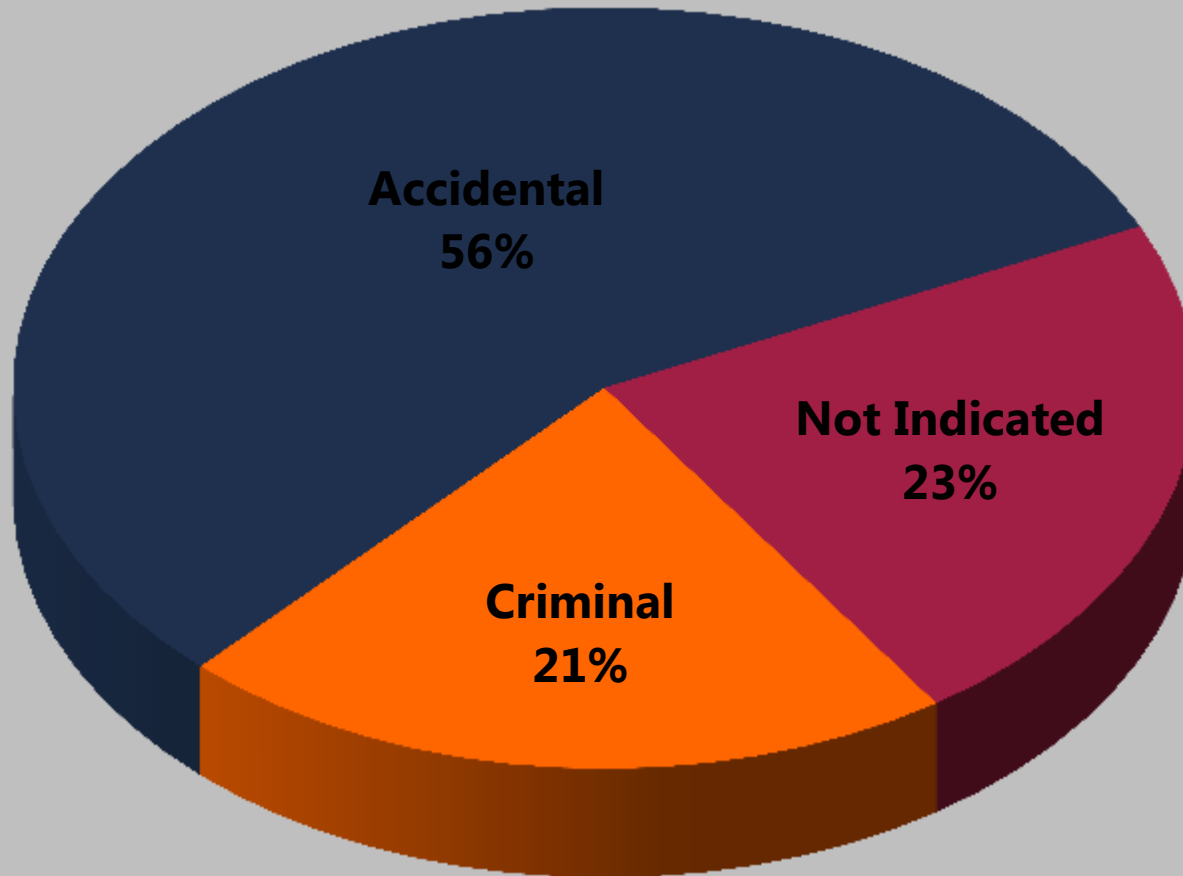
Ministry	Number of Incidents Involving One or More Assets	Total Estimated Value
Aboriginal Relations and Reconciliation	3	\$0
Advanced Education	3	\$1
Advanced Education, Innovation and Technology	1	\$0
Agriculture	5	\$40,370
Children and Family Development	107	\$57,334
Citizens' Services and Open Government	9	\$2,930
Community, Sport and Cultural Development	11	\$10
Education	7	\$2,550
Energy and Mines	7	\$983
Energy, Mines and Natural Gas	4	\$2,117
Environment	29	\$5,286
Finance	24	\$5,811
Forests, Lands and Natural Resource Operations	135	\$455,598
Health	27	\$6,589
International Trade	2	\$0
Jobs, Tourism and Skills Training	19	\$2,671
Justice	59	\$40,089
Natural Gas Development	1	\$0
Other *	3	\$900
Social Development	12	\$2,400
Social Development and Social Innovation	43	\$4,180
Technology, Innovation, and Citizen's Services	22	\$24,320
Transportation and Infrastructure	18	\$61,312
	551	\$715,450

* Other = Intergovernmental Relations Secretariat

Fiscal 2013/14

CAUSE OF INCIDENT

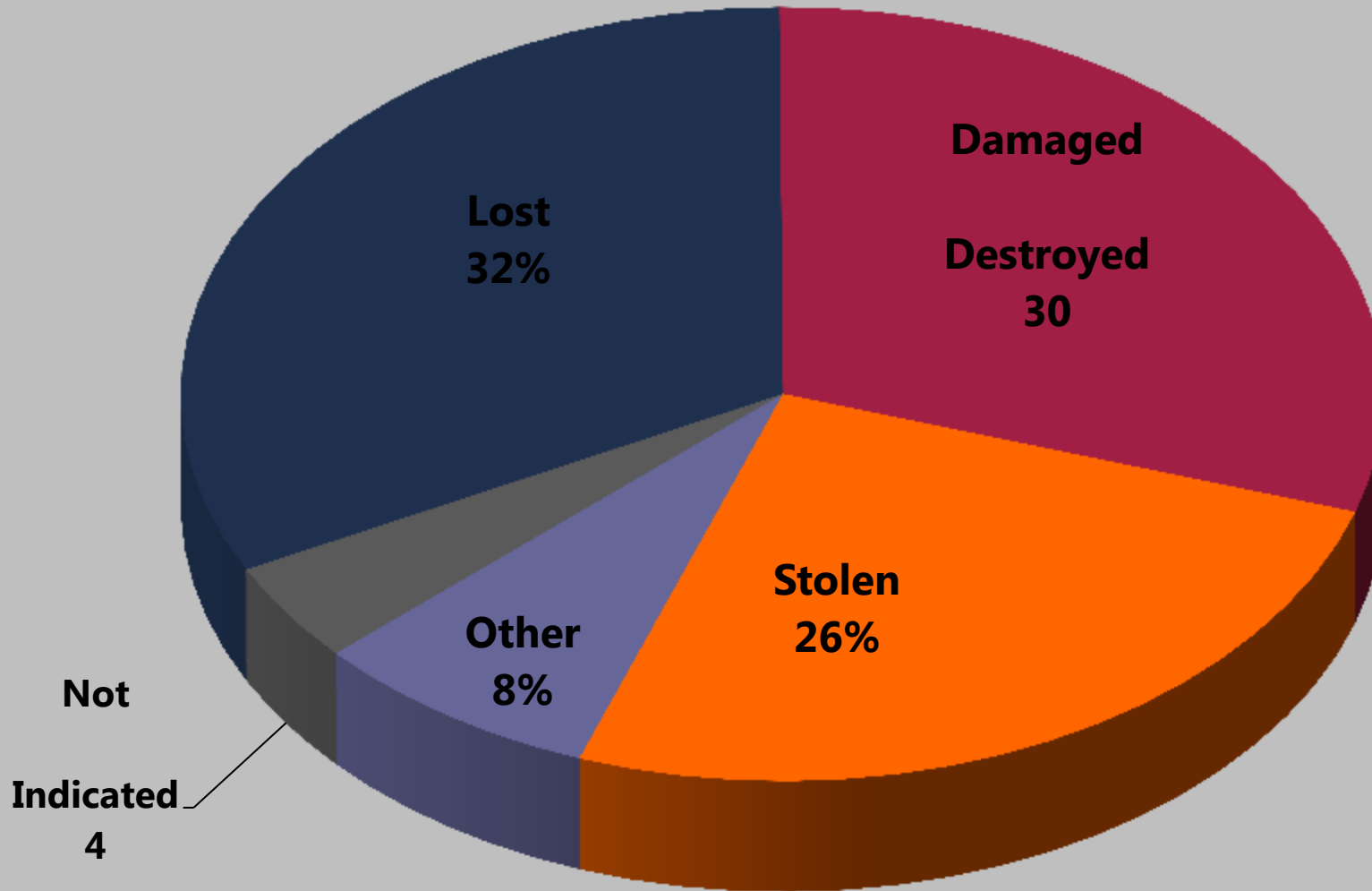
(percentage calculated on number of incidents)



Fiscal 2013/14

ASSET FATE

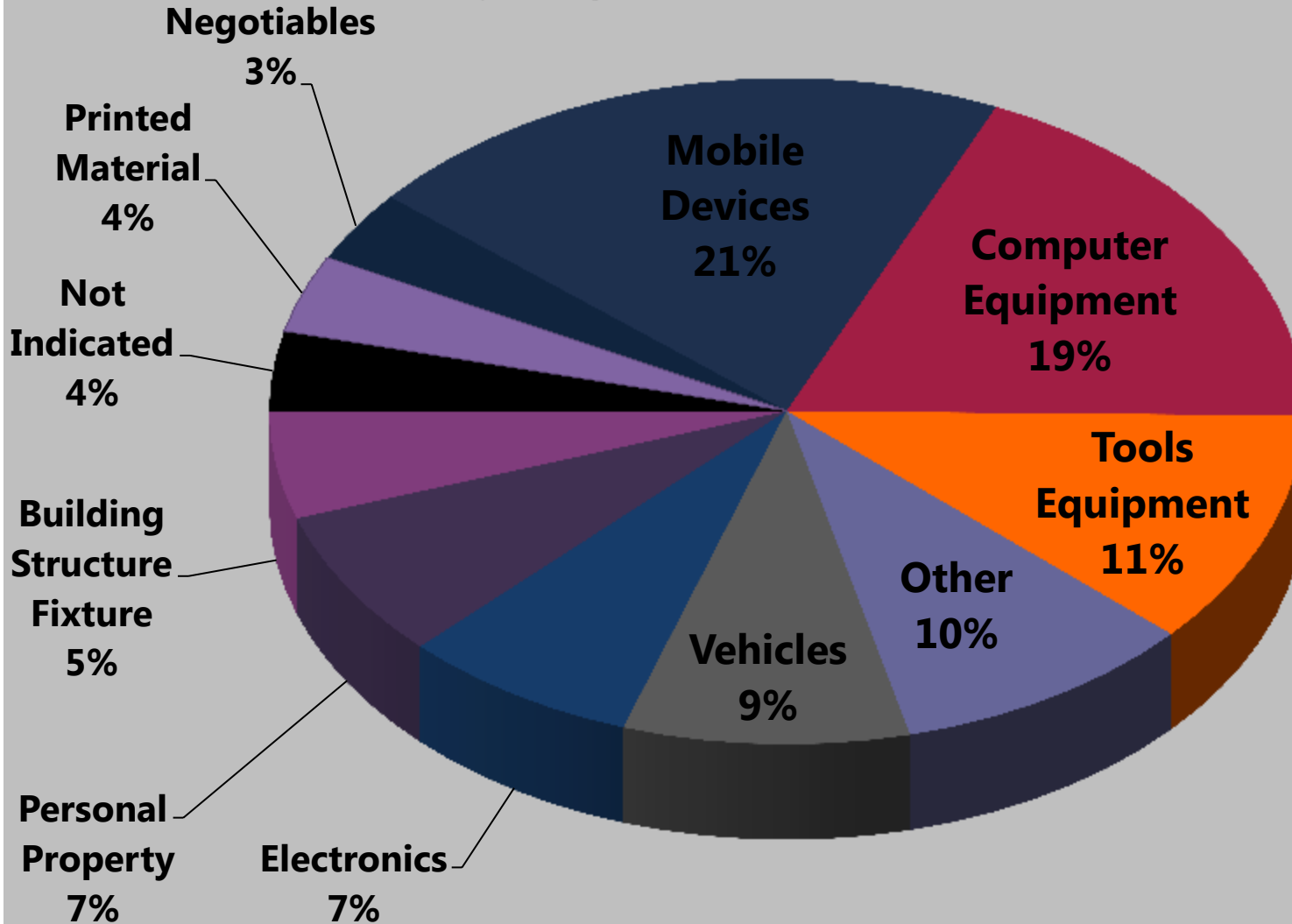
(percentage calculated on total number of assets)



Fiscal 2013/14

ASSET TYPE

(percentage is calculated on total number assets)



Fiscal 2013/14

INCIDENT TYPE

(percentage calculated on total number of all incidents that had one or more incident types selected)

