

This report summarizes all accidental, traffic-related motor vehicle incident (MVI) deaths that occurred between January 1, 2012 and December 31, 2021.

Inclusion Criteria: For BC Coroners Service (BCCS) statistics, a traffic-related MVI is one occurring on a public "highway," as defined in the *Motor Vehicle Act*. This definition encompasses any roadway intended for or used by the public for the passage of vehicles, and any private place to which the public has access or is invited (e.g., for parking or vehicle servicing). Private driveways and forest service roads are excluded, except where the forest service road is open to public use. Incidents involving off-road vehicles, industrial vehicles, and farm vehicles are included when occurring on public highways but excluded when occurring off-road or on a worksite.

Caveats: As the BCCS operates in a live database environment, the data are considered preliminary and subject to change. These data were compiled by date of death, which may differ from the date of injury. In some cases, the death may occur months or years after injury. These statistics may vary from those reported by other agencies because of differences in data definitions or reporting standards.

Summary:

- In 2021, 295 British Columbians died in motor vehicle incidents equating to 5.7 deaths per 100,000 population (*Fig. 1*).
- Between 2012-2021, the average annual number of MVI deaths was 296. The average annual rate was 6.1 deaths per 100,000 population (*Fig. 1*).
- 58% of decedents were drivers or passengers in personal vehicles, 19% were pedestrians, and 12% were motorcyclists (*Fig. 2*).
- Males accounted for 70% of MVI deaths (*Fig. 3*). One-third (33%) were aged 19-39, followed by individuals aged 40-59 (28%) (*Fig. 4*).
- The months with the highest average annual number of pedestrian deaths were November (7.7) and December (6.7). For other road users, the average annual number of deaths per month was highest in August (29.4), September (25.2), and July (25.1) (*Fig. 5*).
- 35% of all MVI deaths occurred in the Interior Health Authority region, followed by the Fraser Health Authority region (25%) (*Fig. 6*).

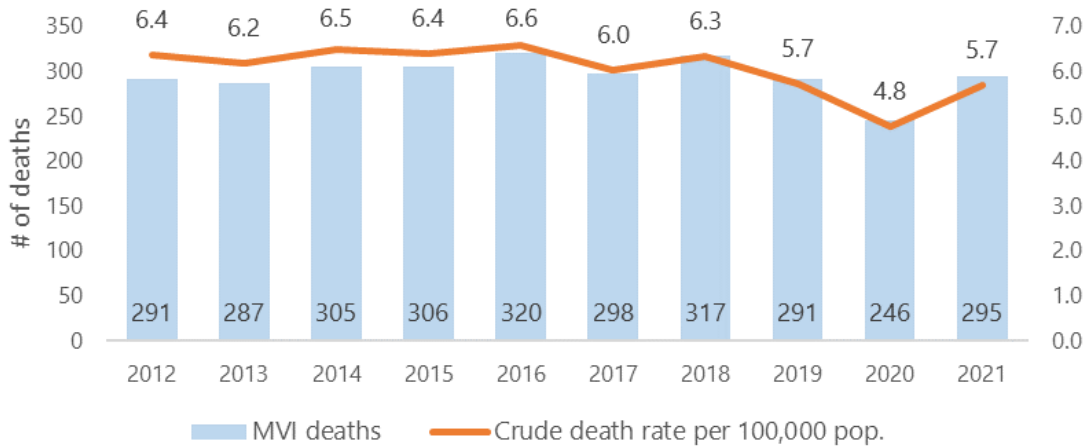


Fig. 1. MVI Deaths and Crude Death Rate per 100,000 Population, 2012-2021^[1]

Table 1. MVI Deaths by Decedent Role*, 2012-2021										
Role	2012	2013	2014	2015	2016	2017	2018	2019	2020	2021
Driver	109	108	121	124	140	137	124	116	102	129
Pedestrian	62	53	53	64	65	45	56	59	35	56
Passenger	59	54	68	51	43	52	56	44	38	34
Motorcycle, Moped	26	33	37	36	34	34	53	42	37	37
Pedal Cyclist	12	11	7	12	11	7	8	8	8	9
Comm. Driver	6	12	5	10	8	14	9	10	8	9
Motorized Wheelchair	6	2	3	3	4	1	2	1	2	2
Comm. Passenger	1	0	3	0	0	1	1	0	2	3
Bus	0	1	0	0	1	0	0	2	0	1
Other	10	13	8	6	14	7	8	9	14	15
Total	109	108	121	124	140	137	124	116	102	129

*See Appendix A for 'Decedent Role' definitions.

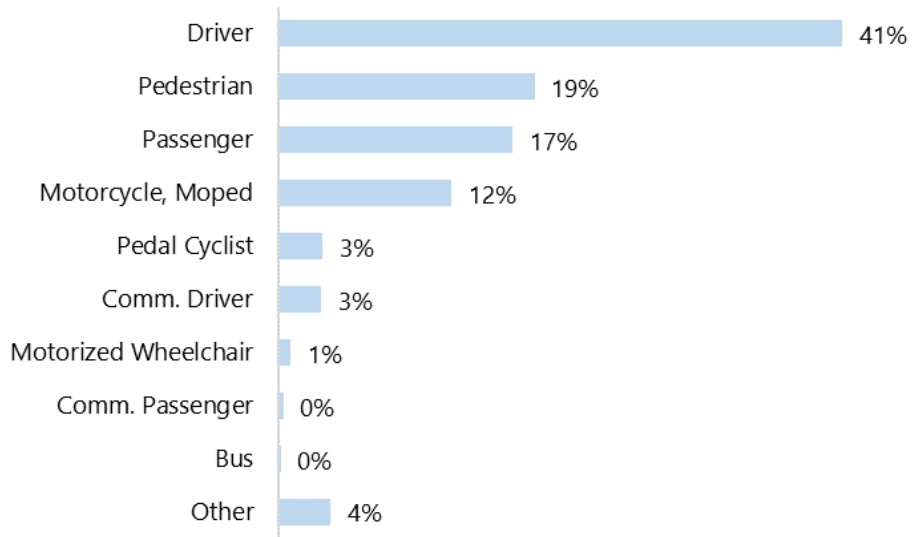


Fig. 2. MVI Deaths by Decedent Role* as % of Total, 2012-2021
 *See Appendix A for 'Decedent Role' definitions.

Table 2. MVI Deaths by Sex, 2012-2021

	2012	2013	2014	2015	2016	2017	2018	2019	2020	2021
Female	93	96	89	92	105	90	84	92	72	79
Male	198	191	216	214	215	208	233	199	174	216
Total	291	287	305	306	320	298	317	291	246	295

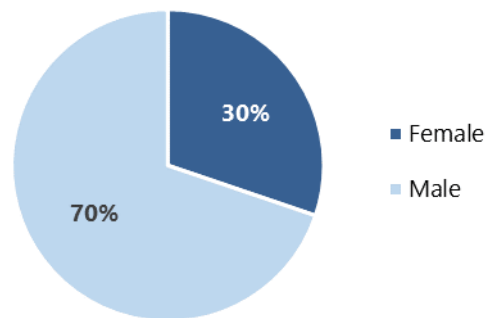


Fig. 3. MVI Deaths by Sex as % of Total, 2012-2021

Table 3. MVI Deaths by Age Group, 2012-2021

	2012	2013	2014	2015	2016	2017	2018	2019	2020	2021
<19	29	17	23	14	22	18	18	19	13	21
19-29	52	66	52	57	63	50	67	57	54	46
30-39	37	40	34	38	36	56	55	42	48	38
40-49	38	30	37	48	40	39	31	28	28	36
50-59	41	48	48	53	45	47	55	51	33	64
60-69	29	28	41	36	50	32	39	46	28	46
70-79	38	26	40	27	33	32	23	31	27	26
80+	27	32	30	33	31	24	29	17	14	18
Unknown	0	0	0	0	0	0	0	0	1	0
Total	291	287	305	306	320	298	317	291	246	295

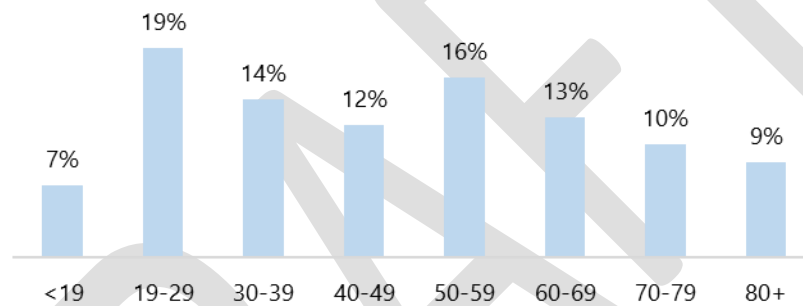


Fig. 4. MVI Deaths by Age Group as % of Total, 2012-2021

Table 4. MVI Deaths by Month, 2012-2021

	2012	2013	2014	2015	2016	2017	2018	2019	2020	2021
January	17	21	29	28	30	19	23	25	16	25
February	30	17	18	18	15	15	14	13	25	19
March	30	24	11	17	33	28	27	19	11	11
April	24	17	12	19	25	21	20	15	9	18
May	22	24	20	25	15	17	25	26	20	19
June	12	21	33	27	19	24	38	29	13	32
July	22	26	32	29	30	32	39	24	21	27
August	27	31	29	35	36	34	36	37	32	30
September	28	38	34	30	34	19	29	29	26	35
October	26	21	28	23	26	30	19	23	30	33
November	30	24	25	29	35	24	22	29	21	32
December	23	23	34	26	22	35	25	22	22	14
Total	291	287	305	306	320	298	317	291	246	295

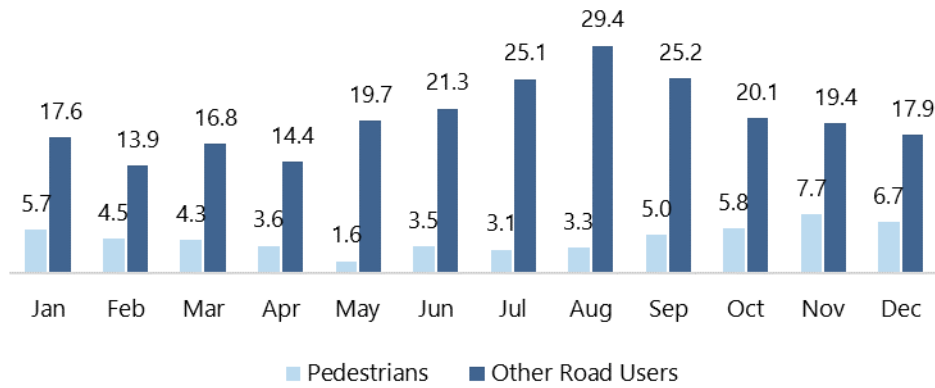


Fig. 5. Average Annual MVI Deaths by Month, Pedestrians vs. Other Road Users, 2012-2021

Table 5. MVI Deaths by Health Authority of Injury, 2012-2021 ^[2,3]										
HA	2012	2013	2014	2015	2016	2017	2018	2019	2020	2021
Interior	103	79	113	105	105	106	108	105	106	108
Fraser	65	74	78	75	91	76	85	71	56	67
Van. Coastal	41	38	29	39	34	30	30	27	27	39
Island	42	43	26	38	40	34	50	54	29	44
Northern	40	53	59	49	50	52	44	35	29	40
Total	291	287	305	306	320	298	317	292	247	298

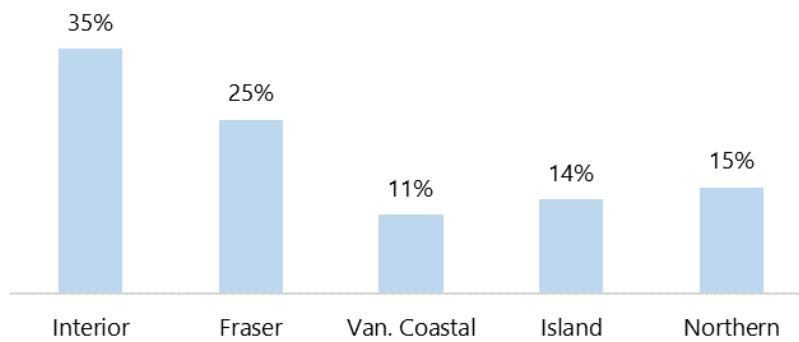


Fig. 6. MVI Deaths by Health Authority of Injury, 2012-2021^[2,3]

Notes

1. Population estimates were taken from <https://www2.gov.bc.ca/gov/content/data/statistics/people-population-community/population/population-estimates>
2. Health Region breakdowns can be found at: <https://www2.gov.bc.ca/gov/content/data/geographic-data-services/land-use/administrative-boundaries/health-boundaries>
3. Health authority is derived from injury township. Death township is used in cases of unknown or out-of-province injury township. Administrative region is used in rare cases where both injury and death township are out of province.

DRAFT

Appendix A

Decedent Role Definitions

Driver: An operator of a non-commercial motor vehicle (excluding a motorcycle or moped). Motorcycle and moped drivers are coded under *Motorcycle, Moped*.

Passenger: An occupant of a non-commercial motor vehicle other than the driver. Motorcycle and moped passengers are coded under *Motorcycle, Moped*.

Pedestrian: A person involved in a motor vehicle incident who, at the time of the incident, was on foot, sitting down, or lying down on a public highway or a parking lot used by the public. Includes skateboarders, longboarders, and rollerbladers.

Motorcycle, Moped: A driver or passenger of a motorcycle or moped.

Pedal Cyclist: A user of a road transport vehicle operated by pedals.

Comm. Driver: An operator of a commercial motor vehicle. Bus drivers are coded under *Bus*.

Motorized Wheelchair: A user of a motorized wheelchair.

Comm. Passenger: An occupant of a commercial motor vehicle, other than the driver. Bus passengers are coded under *Bus*.

Bus: A driver or passenger of a bus.

Other: 'Other' includes:

- Road users whose role in the motor vehicle incident (e.g. driver vs. passenger) could not be determined. In these cases, injury generally occurred months or years prior to death.
- Drivers and passengers of off-road vehicles (e.g. ATVs, tractors) involved in motor vehicle incidents on public highways
- Car surfers