

Illicit Drug Toxicity Deaths in BC, January 1 - June 30, 2022




Posted August 16, 2022

Overall, in 2022:

Equating to
an **average** of

6


deaths per day.



There were
a **total** of

1,095

suspected illicit drug
toxicity deaths.




Equating to
a **rate** of

41.6

deaths per 100,000
population.


By Sex



78%

were male.

By Age



73%

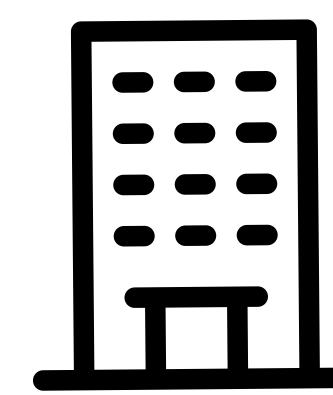
were aged 30-59.

By Place of Injury



56%

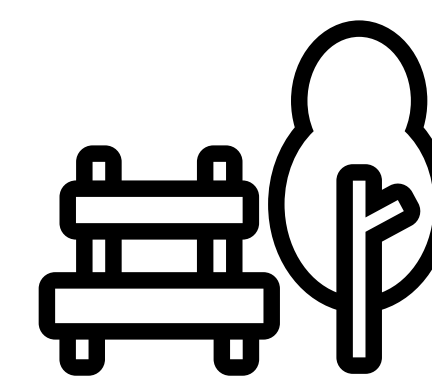
at private residences.



27%

at **other inside residences.**

(e.g. social and supportive housing,
SROs, shelters, and hotels and
other indoor locations)

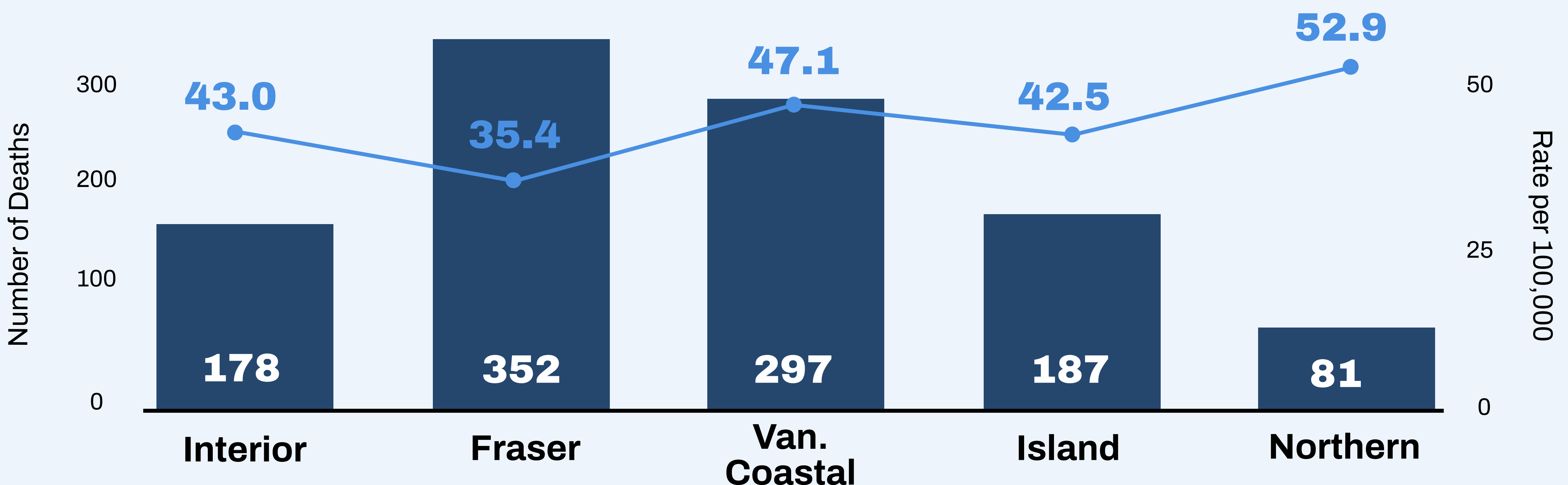


15%

at **outdoor locations.**

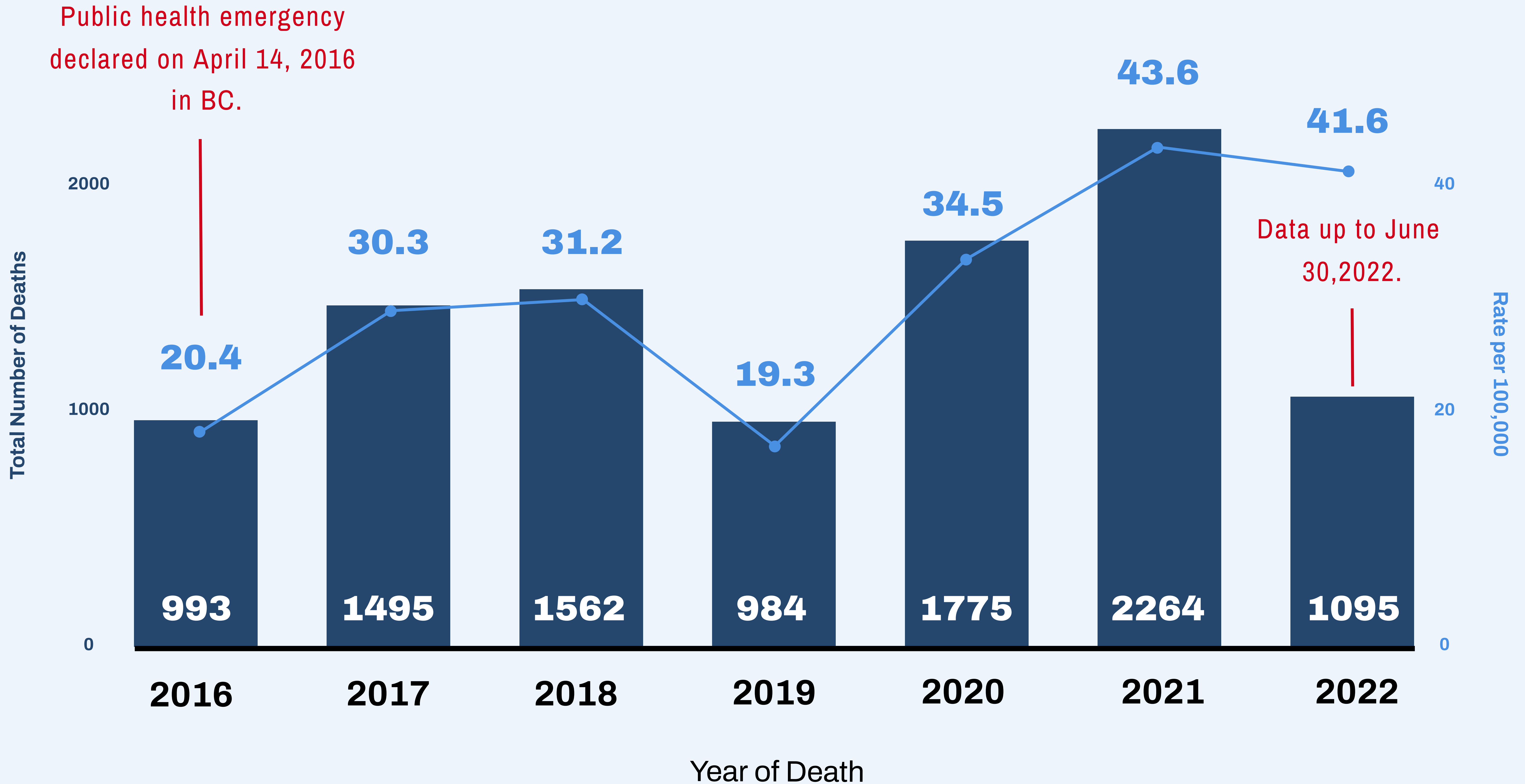
(e.g. parks, vehicles, sidewalks)

By Health Authority of Injury



Illicit Drug Toxicity Deaths in BC, January 1, 2016 - June 30, 2022

Illicit Drug Toxicity Deaths and Death Rate per 100,000 Population



Illicit Drug Toxicity Deaths in BC, January 1, 2016 - June 30, 2022

Average Number of Illicit Drug Toxicity Deaths per Day

