

## Suspected Heat-Related Deaths, July 26 to August 3, 2022

The following summarizes the number of heat-related deaths reported to the BC Coroners Service between July 26, 2022 (the first reported death) and August 3, 2022.

**Caveats:** The data are considered preliminary and subject to change as coroners' investigations conclude. These data were compiled by Coroner Notification Date, which may differ from the date of injury.

**Methodology:** The data presented in this report are based on the aggregated results of coroners' investigations into the circumstances of a death where cause of death is suspected to be "Effects of Heat".

**Definition:** A heat-related death is defined as a death where:

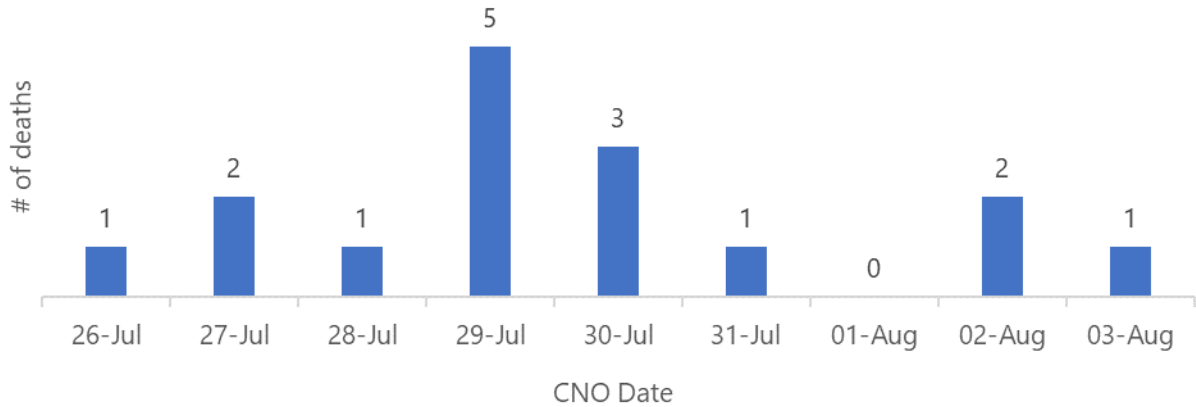
- The localized environment or body temperature is keeping with hyperthermia (ICD10 T670); or
- There is no direct temperature at the time of death but there is evidence (circumstantial, scene environment, medical history) to support that heat played a significant causal effect on the death (ICD10 T679).

### Heat-Related Deaths by Notification Date

**Table 1. Heat-Related Deaths by Notification Date, July 26 - August 3, 2022**

Notification Date	# of Deaths
July 26	1
July 27	2
July 28	1
July 29	5
July 30	3
July 31	1
August 1	0
August 2	2
August 3	1
<b>Total</b>	<b>16</b>

### Suspected Heat-Related Deaths in B.C. Knowledge Update

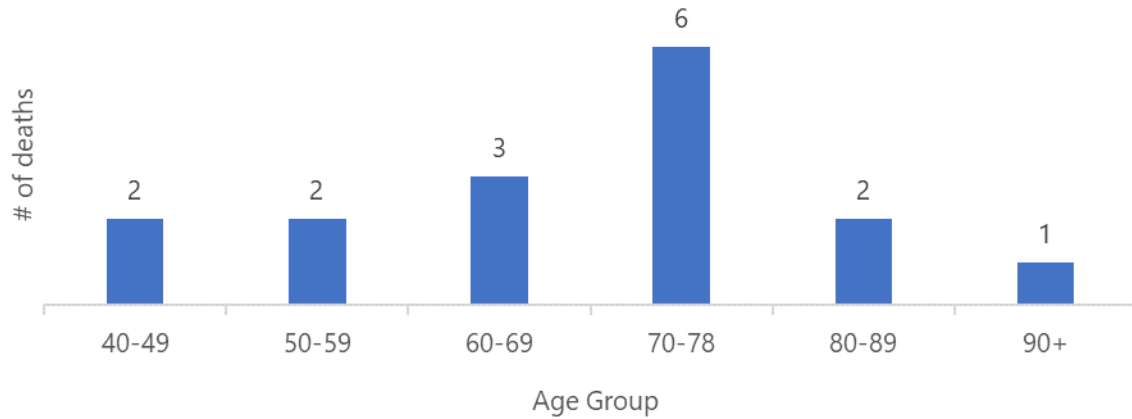


**Fig. 1.** Number of Heat Related Deaths by Notification Date, July 26 - August 3, 2022

#### Heat-Related Deaths by Age Group

Table 2. Heat-Related Deaths by Age Group, July 26 - August 3, 2022	
Age Group	# of Deaths
40-49	2
50-59	2
60-69	3
70-79	6
80-89	2
90+	1
<b>Total</b>	<b>16</b>

### Suspected Heat-Related Deaths in B.C. Knowledge Update



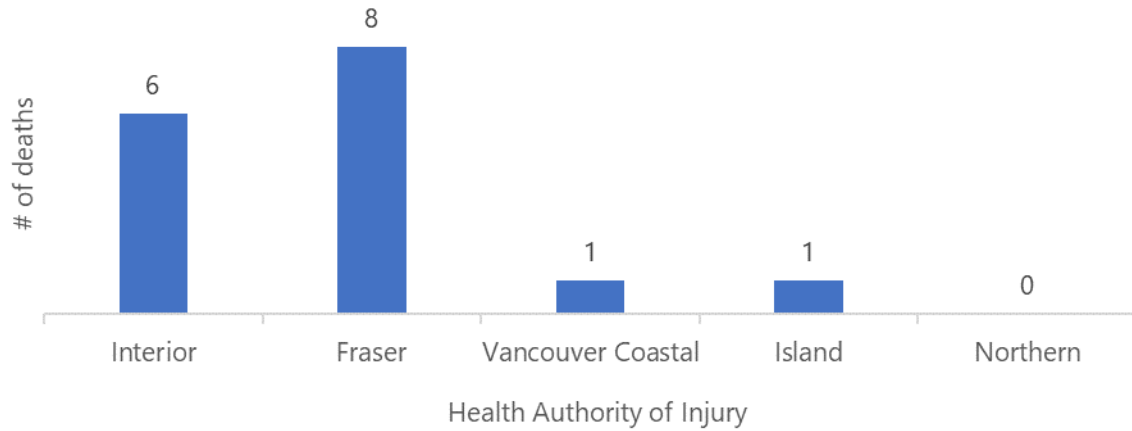
**Fig. 2.** Number of Heat Related Deaths by Age Group, July 26 - August 3, 2022

#### Heat-Related Deaths by Health Authority of Injury

**Table 3. Heat-Related Deaths by Health Authority (HA) of Injury, July 26 - August 3, 2022<sup>1</sup>**

HA	# of Deaths
Interior	6
Fraser	8
Vancouver Coastal	1
Island	1
Northern	0
<b>Total</b>	<b>16</b>

## Suspected Heat-Related Deaths in B.C. Knowledge Update



**Fig. 3.** Number of Heat Related Deaths by Health Authority of Injury, July 26 - August 3, 2022<sup>1</sup>

**Notes:**

1. Health Region breakdowns can be found at: <https://www2.gov.bc.ca/gov/content/data/geographic-data-services/land-use/administrative-boundaries/health-boundaries>