

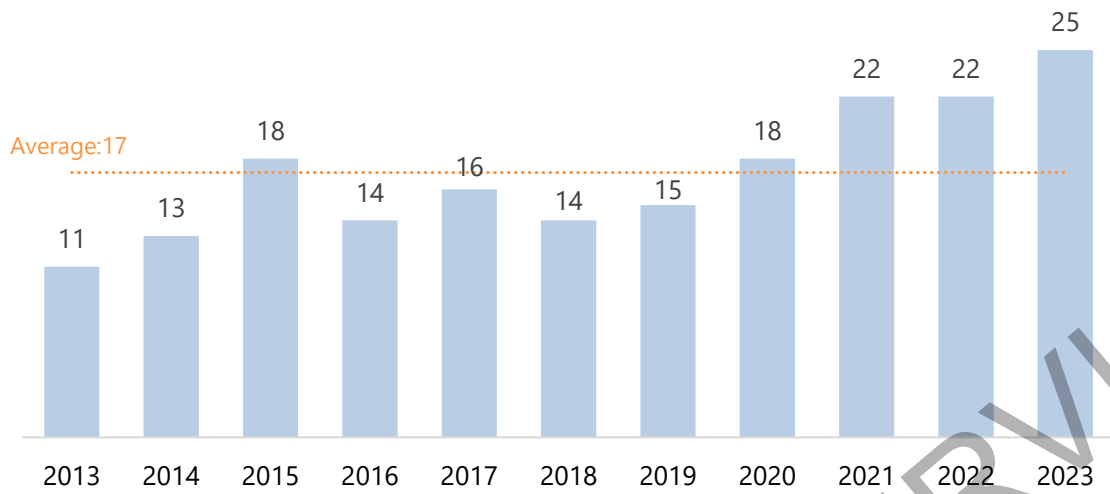
This report summarizes all inmate deaths of federal and provincial correctional facilities, within British Columbia (B.C.), that were reported to the BC Coroners Service (BCCS) between January 1, 2013 and December 31, 2023. It includes deaths of inmates transferred to hospital for medical treatment and deaths occurring in sheriff's vehicles during transportation to a correctional facility.

**Exclusion:** The report excludes deaths occurring at halfway houses for parolees, in police custody such as in municipal police or RCMP cells, and at the Forensic Psychiatric Hospital.

**Caveats:** As the BCCS operates in a live database environment, the data are considered preliminary and subject to change. These data were compiled by date of death, which may differ from the date of injury. In some cases, the death may occur months or years after injury. These statistics may vary from those reported by other agencies because of differences in data definitions or reporting standards.

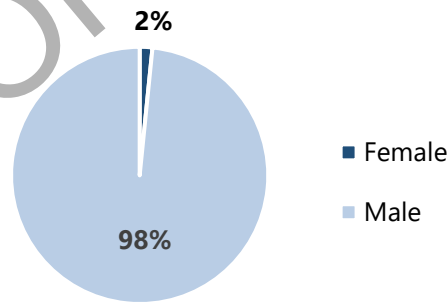
### Summary:

- There were 188 deaths in correctional facilities in BC between 2013 and 2023. The annual average during this period was 17 deaths (*Fig. 1*).
- In 2023, there were 25 deaths of inmates reported at correctional facilities across B.C. (*Fig. 1*).
- Males accounted for 98% (185) of deaths (*Fig. 2*).
- About 72% (136) of decedents were aged 30-69 (*Fig. 3*).
- Sixty percent (113 deaths) of deaths occurred at federal facilities and 40% (75 deaths) were at provincial facilities from 2013-2023 (*Table 4*).
  - Amongst federal facilities, Pacific Institution had the highest number of inmate deaths (64 deaths), followed by Mission Institution (15 deaths) (*Table 4*).
  - For provincial facilities, North Fraser Pretrial Centre reported the highest number of deaths (23 deaths), followed by Surrey Pretrial Services Centre (20 deaths) (*Table 4*).
- From 2013-2023, 60% (58) of deaths were classified as natural, followed by 18% (17 deaths) as accidental and 15% (14 deaths) as suicides (*Fig. 5*). *Note: Data is available for completed investigations or inquests only.*
  - Unregulated drug toxicity deaths accounted for 71% (12 deaths) of all accidental deaths during this period. *Note: Data is available for completed investigations or inquests only.*



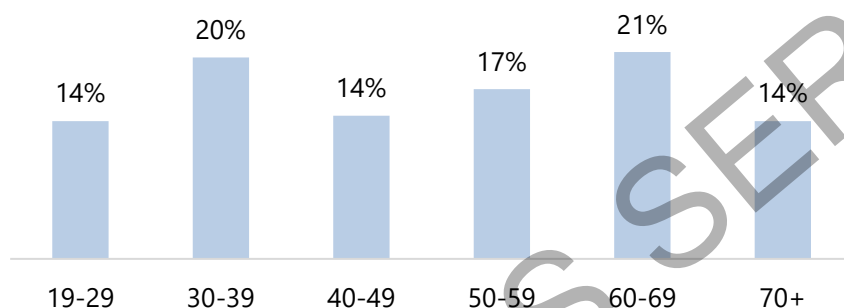
**Fig. 1.** Number of Inmate Deaths in Correctional Facilities, 2013-2023

Table 1. Inmate Deaths in Correctional Facilities by Sex, 2013-2023											
	2013	2014	2015	2016	2017	2018	2019	2020	2021	2022	2023
Male	10	12	18	14	15	14	15	18	22	22	25
Female	1	1	0	0	1	0	0	0	0	0	0
Total	11	13	18	14	16	14	15	18	22	22	25



**Fig. 2.** Inmate Deaths at Correctional Facilities by Sex as % of Total, 2013-2023

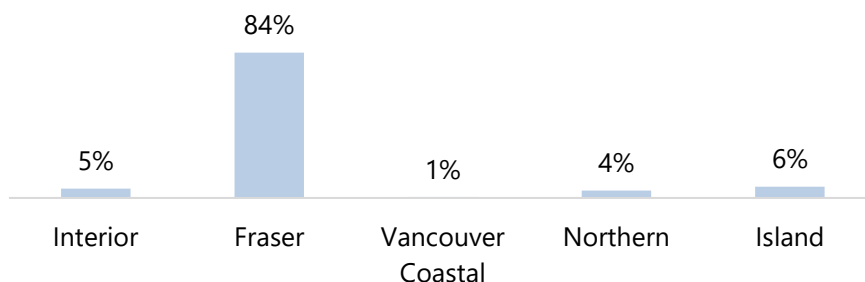
	2013	2014	2015	2016	2017	2018	2019	2020	2021	2022	2023
19-29	2	1	0	4	0	3	3	5	1	4	3
30-39	2	1	4	3	4	4	0	2	4	4	10
40-49	2	2	2	2	0	3	2	2	3	4	5
50-59	2	4	5	2	1	0	5	3	5	4	1
60-69	2	4	6	0	9	3	0	2	5	3	5
70+	1	1	1	3	2	1	5	4	4	3	1
<b>Total</b>	<b>11</b>	<b>13</b>	<b>18</b>	<b>14</b>	<b>16</b>	<b>14</b>	<b>15</b>	<b>18</b>	<b>22</b>	<b>22</b>	<b>25</b>



**Fig. 3.** Inmate Deaths at Correctional Facilities by Age Group as % of Total, 2013-2023

	2013	2014	2015	2016	2017	2018	2019	2020	2021	2022	2023
Interior	0	1	3	0	0	3	0	1	0	2	0
Fraser	10	11	14	12	15	10	14	12	18	19	22
Vancouver Coastal	0	0	0	1	0	0	0	0	0	0	0
Northern	0	1	0	0	0	0	1	2	1	1	2
Island	1	0	1	1	1	1	0	3	3	0	1
<b>Total</b>	<b>11</b>	<b>13</b>	<b>18</b>	<b>14</b>	<b>16</b>	<b>14</b>	<b>15</b>	<b>18</b>	<b>22</b>	<b>22</b>	<b>25</b>

\*Includes deaths occurring in sheriff's vehicle during transport to facility.



**Fig. 4.** Inmate Deaths at Correctional Facilities by Health Authority of Injury as % of Total, 2013-2023

Table 4. Inmate Deaths at Correctional Facilities by Facility, 2013-2023											
	2013	2014	2015	2016	2017	2018	2019	2020	2021	2022	2023
<b>Federal Facilities</b>	8	12	14	6	11	6	11	10	15	7	14
Fraser Valley Institution	0	1	0	0	0	0	0	0	0	0	0
Kent Institution	2	1	1	0	0	1	0	0	0	0	3
Matsqui Institution	0	0	2	0	2	0	2	0	2	2	1
Mission Institution*	2	0	5	1	1	1	0	2	1	1	1
Mountain Institution	2	1	1	1	0	0	0	0	3	0	3
Pacific Institution	2	8	4	4	8	4	9	8	8	4	5
William Head Institution	0	0	1	0	0	0	0	0	1	0	1
<b>Provincial Facilities</b>	3	1	4	8	5	8	4	8	7	15	11
Alouette CCW <sup>†</sup>	1	0	0	0	1	0	0	0	0	0	0
Fraser RCC	0	0	0	1	0	1	0	0	0	1	0
Kamloops RCC <sup>‡</sup>	0	1	3	0	0	1	0	1	0	1	0
Nanaimo RCC	1	0	0	0	0	0	0	0	0	0	0
North Fraser Pretrial Centre <sup>‡</sup>	1	0	0	4	1	1	3	1	3	6	3
Okanagan CC	0	0	0	0	0	2	0	0	0	1	0
Prince George RCC	0	1	0	0	0	0	1	2	1	1	2
Surrey Pretrial Services Centre	0	0	1	2	2	2	0	1	1	5	6
Vancouver Island RCC	0	0	0	1	1	1	0	3	2	0	0
<b>Total</b>	11	13	18	14	16	14	15	18	22	22	25

\*Mission Institution includes both Mission Medium Security and Mission Minimum Security, the latter of which was formerly known as Ferndale Institution.

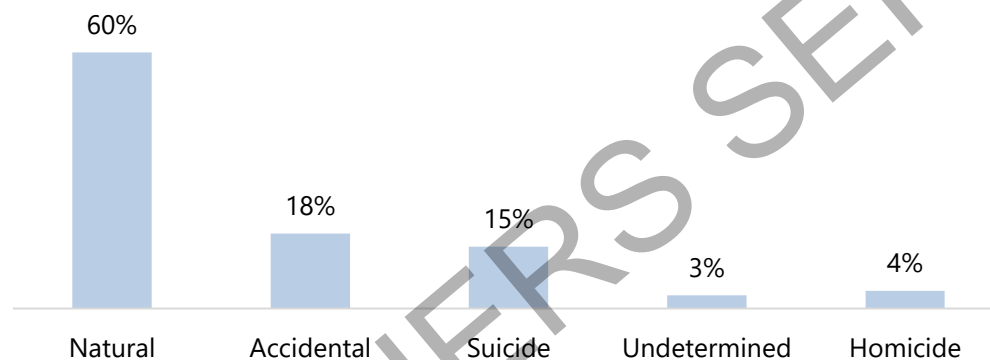
<sup>†</sup>Alouette River Correctional Centre (Alouette River CC) closed in 2002 and was reopened as Alouette Correctional Centre for Women (Alouette CCW) in 2004.

<sup>‡</sup>Includes deaths occurring in sheriff's vehicle during transport to facility.

**Table 5. Inmate Deaths at Correctional Facilities by Classification, Completed Investigations or Inquests Only, 2013-2022**

	2013	2014	2015	2016	2017	2018	2019	2020	2021	2022	2023
Natural	4	9	10	6	13	3	7	2	4	0	0
Accidental	2	0	5	2	3	2	0	3	0	0	0
Unregulated											
Drug Toxicity	1	0	3	2	2	2	0	2	0	0	0
Suicide	2	3	2	2	0	2	0	1	1	1	0
Undetermined	2	0	0	0	0	0	0	0	1	0	0
Homicide	1	0	0	3	0	0	0	0	0	0	0
<b>Total</b>	<b>11</b>	<b>12</b>	<b>17</b>	<b>13</b>	<b>16</b>	<b>7</b>	<b>7</b>	<b>6</b>	<b>6</b>	<b>1</b>	<b>0</b>

*Note: Data is available for completed investigations or inquests only.*



**Fig. 5.** Inmate Deaths at Correctional Facilities by Classification as % of Total, 2013-2023

*Note: Data is available for completed investigations or inquests only.*

**Notes:**

- Information on federal correctional facilities can be found at:  
<https://www.canada.ca/en/correctional-service/corporate/facilities-security/institutional-profiles/pacific.html>
- Information on provincial correctional facilities can be found at:  
<https://www2.gov.bc.ca/gov/content/justice/criminal-justice/corrections/correctional-centres>