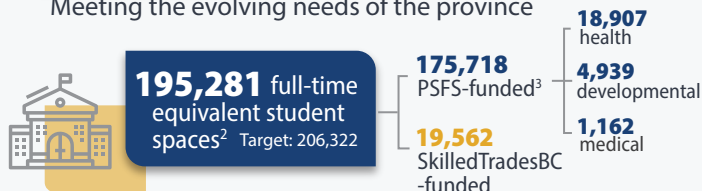


# BC PUBLIC POST-SECONDARY SYSTEM

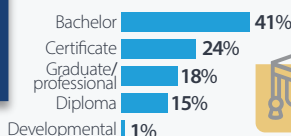
## 2022/23 Accountability Framework Highlights<sup>1</sup>

### CAPACITY

Meeting the evolving needs of the province

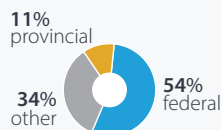


**53,184** credentials awarded  
Target: 53,172



**3,757** credentials awarded to Indigenous learners

**\$1.036B** sponsored research funding  
Target: ≥\$1.037B



### QUALITY

Enriched educational experiences that meet the learning objectives of students



### RELEVANCE

Breadth and depth of programming to meet the evolving economic needs of the province

**6.1%** Unemployment Rate  
2.6% lower than the provincial rate for 18-29 year olds with a high school credential or less  
Target: ≤8.7%



**85.4%** of employed graduates said that the knowledge and skills acquired were useful in performing their job  
Target: ≥90%

### ACCESS

Providing equitable and affordable access for residents

**Transition Rate**  
**63.1%** of BC high school grads transition to BC public post-secondary within 3 years Target: ≥70%



**Participation Rate**  
**43.6%** of 18-24 year olds in BC are enrolled in private or public post-secondary education Target: ≥42.2%

**13,779** full-time equivalent student spaces filled by Indigenous learners Target: ≥13,020



**Tuition Affordability**  
**6.8%** Undergraduate tuition & fees as a percent of median household income Target: ≤7.6%



**Debt Burden**  
**4.5%** Diploma, Associate Degree & Certificate Students  
**7.2%** Baccalaureate Graduates  
Average percent of income recent grads used to repay education-related debt Target: ≤8%

### EFFICIENCY

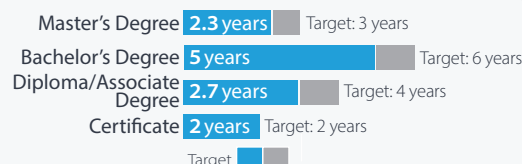
Providing multiple and flexible pathways with clear returns on public and individual investments

#### First Year Retention Rate

**84.4%** of students enrolled in the previous year returned to public post-secondary studies or were awarded a credential Target: ≥80%



#### Median Time to Completion



#### BC Public Post-Secondary System By the Numbers<sup>5</sup>

**25** institutions  
**420K+** students enrolled  
**7%** Indigenous<sup>6</sup>  
**19%** international  
**53%** female  
**50%** 18-24 years old

1. For an overview of the Accountability Framework, including performance measure specifications, see: [gov.bc.ca/post-secondary-accountability-framework](http://gov.bc.ca/post-secondary-accountability-framework)

2. Full-time equivalent (FTE) student spaces are not reported as whole numbers. The effects of rounding may affect the total FTEs reported.

3. Ministry of Post-Secondary Education and Future Skills

4. For more detail see: [outcomes.bccstats.gov.bc.ca](http://outcomes.bccstats.gov.bc.ca)

5. Academic Year 2021/22

6. Percent of domestic students who self-identified as Indigenous. Indigenous self-identification information in the public post-secondary system is collected based on learners self-identifying as an Aboriginal person (i.e. First Nations, Métis, or Inuit).