



Ministry  
of Education

## SCHOOL DISTRICT STATEMENT OF FINANCIAL INFORMATION (SOFI)

6049


SCHOOL DISTRICT NUMBER <b>92</b>	NAME OF SCHOOL DISTRICT <b>Nisga'a</b>	YEAR <b>2021-2022</b>
OFFICE LOCATION(S)		TELEPHONE NUMBER <b>250-633-2030</b>
MAILING ADDRESS <b>PO Box 240</b>		
CITY <b>New Aiyansh</b>	PROVINCE <b>BC</b>	POSTAL CODE <b>V0J 1A0</b>
NAME OF SUPERINTENDENT <b>Jill Jensen</b>		TELEPHONE NUMBER <b>250-633-2228</b>
NAME OF SECRETARY/TREASURER <b>Kory Tanner</b>		TELEPHONE NUMBER <b>250-633-2030</b>

### DECLARATION AND SIGNATURES

We, the undersigned, certify that the attached is a correct and true copy of the Statement of Financial Information for the year ended  
**June 30, 2022**

for School District No. **92** as required under Section 2 of the Financial Information Act.

SIGNATURE OF CHAIRPERSON OF THE BOARD OF EDUCATION



DATE SIGNED
<b>NOV 29 2022</b>
DATE SIGNED
<b>NOV 29 2022</b>
DATE SIGNED
<b>NOV 29 2022</b>

**School District  
Statement of Financial Information (SOFI)**

**School District No. 92 (Nisga'a)**

**Fiscal Year Ended June 30, 2022**

**TABLE OF CONTENTS**

Documents are arranged in the following order:

1. Approval of Statement of Financial Information
2. Financial Information Act Submission Checklist
3. Management Report
4. Audited Financial Statements
5. Schedule of Debt
6. Schedule of Guarantee and Indemnity Agreements
7. Schedule of Remuneration and Expenses including:
  - Statement of Severance Agreements
  - Reconciliation or explanation of differences to Audited Financial Statements
8. Schedule of Payments for the Provision of Goods and Services including:
  - Reconciliation or explanation of differences to Audited Financial Statements

## Statement of Financial Information for Year Ended June 30, 2022

### Financial Information Act-Submission Checklist

	<i>Due Date</i>
a) <input type="checkbox"/> A statement of assets and liabilities (audited financial statements).	<i>September 30</i>
b) <input type="checkbox"/> An operational statement including, i) a Statement of Income and ii) a Statement of Changes in Financial Position, or, if omitted, an explanation in the Notes to Financial Statements (audited financial statements)	<i>September 30</i>
c) <input type="checkbox"/> A schedule of debts (audited financial statements).	<i>September 30</i>
d) <input type="checkbox"/> A schedule of guarantee and indemnity agreements including the names of the entities involved and the amount of money involved. (Note: Nil schedules can be submitted December 31).	<i>September 30</i>
e) A schedule of remuneration and expenses, including:	<i>December 31</i>
<input type="checkbox"/> i) an alphabetical list of employees earning over \$75,000, the total amount of expenses paid to or on behalf of each employee for the year reported and a consolidated total for employees earning under \$75,000. If the total wages and expenses differs from the audited financial statements, an explanation is required.	
<input type="checkbox"/> ii) a list by name and position of Board Members with the amount of any salary and expenses paid to or on behalf of the member	
<input type="checkbox"/> iii) the number of severance agreements started during the fiscal year and the range of months' pay covered by the agreement, in respect of excluded employees. If there are no agreements to report, an explanation is required	
f) <input type="checkbox"/> An alphabetical list of suppliers receiving over \$25,000 and a consolidated total for those suppliers receiving less than \$25,000. If the total differs from the Audited Financial Statements, an explanation is required.	<i>December 31</i>
g) <input type="checkbox"/> Approval of Statement of Financial Information.	<i>December 31</i>
h) <input type="checkbox"/> A management report approved by the Chief Financial Officer	<i>December 31</i>

School District Number & Name 92 (Nisga'a)

**School District  
Statement of Financial Information (SOFI)**

**School District No. 92 (Nisga'a)**

**Fiscal Year Ended June 30, 2022**

**MANAGEMENT REPORT**


The Financial Statements contained in this Statement of Financial Information under the *Financial Information Act* have been prepared by management in accordance with Canadian generally accepted accounting principles and the integrity and objectivity of these statements are management's responsibility.

Management is also responsible for all other schedules of financial information and for ensuring this information is consistent, where appropriate, with the information contained in the financial statements and for implementing and maintaining a system of internal controls to provide reasonable assurance that reliable financial information is produced.

The Board of Education is responsible for ensuring that management fulfils its responsibilities for financial reporting and internal control and for approving the financial information included in the Statement of Financial Information.

The external auditors, Carlyle Shepard & Co., conduct an independent examination, in accordance with generally accepted auditing standards, and express their opinion on the financial statements as required by the *School Act*. Their examination does not relate to the other schedules of financial information required by the *Financial Information Act*. Their examination includes a review and evaluation of the board's system of internal control and appropriate tests and procedures to provide reasonable assurance that the financial statements are presented fairly.

On behalf of School District No. 92 (Nisga'a)



Kory Tanner, Secretary Treasurer

Date: **NOV 29 2022**

Prepared as required by *Financial Information Regulation*, Schedule 1, section 9

Audited Financial Statements of

# **School District No. 92 (Nisga'a)**

And Independent Auditors' Report thereon

June 30, 2022

# School District No. 92 (Nisga'a)

June 30, 2022

## Table of Contents

Management Report .....	1
Independent Auditors' Report .....	2
Statement of Financial Position - Statement 1 .....	3
Statement of Operations - Statement 2 .....	4
Statement of Changes in Net Debt - Statement 4 .....	5
Statement of Cash Flows - Statement 5 .....	6
Notes to the Financial Statements .....	7-21
Auditors' Comments on Supplementary Financial Information .....	22
Schedule of Changes in Accumulated Surplus (Deficit) by Fund - Schedule 1 (Unaudited) .....	23
Schedule of Operating Operations - Schedule 2 (Unaudited) .....	24
Schedule 2A - Schedule of Operating Revenue by Source (Unaudited) .....	25
Schedule 2B - Schedule of Operating Expense by Object (Unaudited) .....	26
Schedule 2C - Operating Expense by Function, Program and Object (Unaudited) .....	27
Schedule of Special Purpose Operations - Schedule 3 (Unaudited) .....	29
Schedule 3A - Changes in Special Purpose Funds and Expense by Object (Unaudited) .....	30
Schedule of Capital Operations - Schedule 4 (Unaudited) .....	32
Schedule 4A - Tangible Capital Assets (Unaudited) .....	33
Schedule 4C - Deferred Capital Revenue (Unaudited) .....	34
Schedule 4D - Changes in Unspent Deferred Capital Revenue (Unaudited) .....	35

# School District No. 92 (Nisga'a)

## MANAGEMENT REPORT

Version: 6887-6141-4159

### Management's Responsibility for the Financial Statements.

The accompanying financial statements of School District No. 92 (Nisga'a) have been prepared by management in accordance with the accounting requirements of Section 23.1 of the Budget Transparency and Accountability Act of British Columbia, supplemented by Regulations 257/2010 and 198/2011 issued by the Province of British Columbia Treasury Board, and the integrity and objectivity of these statements are management's responsibility. Management is also responsible for all of the notes to the financial statements and schedules, and for ensuring that this information is consistent, where appropriate, with the information contained in the financial statements.


The preparation of financial statements necessarily involves the use of estimates based on management's judgment particularly when transactions affecting the current accounting period cannot be finalized with certainty until future periods.

Management is also responsible for implementing and maintaining a system of internal controls to provide reasonable assurance that assets are safeguarded, transactions are properly authorized and reliable financial information is produced.

The Board of Education of School District No. 92 (Nisga'a) (called the "Board") is responsible for ensuring that management fulfills its responsibilities for financial reporting and internal control and exercises these responsibilities through the Board. The Board reviews internal financial statements on a monthly basis and externally audited financial statements yearly.

The external auditors, Carlyle Shepherd & Co., conduct an independent examination, in accordance with Canadian generally accepted auditing standards, and express their opinion on the financial statements. The external auditors have full and free access to financial management of School District No. 92 (Nisga'a) and meet when required. The accompanying Independent Auditors' Report outlines their responsibilities, the scope of their examination and their opinion on the School District's financial statements.

On behalf of School District No. 92 (Nisga'a)



SEP 14 2022

Date Signed

SEP 14 2022

Date Signed

SEP 14 2022

Date Signed

## INDEPENDENT AUDITOR'S REPORT

To the Board of Education – School District No. 92 (Nisga'a) and the Minister of Education

### Opinion

We have audited the financial statements of School District No. 92 (Nisga'a) which comprise the statement of financial position as at June 30, 2022 and the statements of operations, changes in net debt and cash flows for the year then ended, and notes to the financial statements, including a summary of significant accounting policies.

In our opinion, the accompanying financial statements present fairly, in all material respects, the financial position of School District as at June 30, 2022 and the results of its operations and cash flows for the year then ended in accordance with section 23.1 of the Budget Transparency and Accountability Act of the Province of British Columbia.

### Basis for Opinion

We conducted our audit in accordance with Canadian generally accepted auditing standards. We are independent of the School District in accordance with the ethical requirements that are relevant to our audit of the financial statements in Canada, and we have fulfilled our other ethical responsibilities in accordance with these requirements. We believe that the audit evidence we have obtained is sufficient and appropriate to provide a basis for our opinion.

### Auditor's Responsibility for the Audit of the Financial Statements

Our objectives are to obtain reasonable assurance about whether the financial statements as a whole are free from material misstatement, whether due to fraud or error, and to issue an auditor's report that includes our opinion. Reasonable assurance is a high level of assurance, but is not a guarantee that an audit conducted in accordance with Canadian generally accepted auditing standards will always detect a material misstatement when it exists. Misstatements can arise from fraud or error and are considered material if, individually or in the aggregate, they could reasonably be expected to influence the economic decisions of users taken on the basis of these financial statements.

As part of an audit in accordance with Canadian generally accepted auditing standards, we exercise professional judgement and maintain professional skepticism throughout the audit.

### Responsibilities of Management and the Board for the Financial Statements

Management is responsible for the preparation and fair presentation of these financial statements in accordance with section 23.1 of the Budget Transparency and Accountability Act of the Province of British Columbia and for such internal controls as management determines are necessary to enable the preparation of financial statements that are free of material misstatement, whether due to fraud or error.

In preparing the financial statements, management is responsible for assessing the School District's ability to continue as a going concern, disclosing, as applicable, matters related to going concern and using the going concern basis of accounting unless conditions exist that do not allow for the going concern basis to be used.

The Board is responsible for overseeing the School District's financial reporting process.



**Supplementary Information**

Our audit was conducted for the purpose of forming an opinion on the basic financial statements of the School District taken as a whole. The current year's supplementary information included in Schedules 1 to 4D is presented for purposes of additional analysis. Such supplementary information has been subjected to the auditing procedures applied in the audit of the financial statements and, in our opinion, is fairly stated in all material respects, in relation to the financial statements taken as a whole.

Terrace, BC  
September 13, 2022

*Carlyle Shepherd: Co.*

# School District No. 92 (Nisga'a)

Statement 1

## Statement of Financial Position

As at June 30, 2022

	2022 Actual \$	2021 Actual \$
<b>Financial Assets</b>		
Cash and Cash Equivalents	6,359,905	4,462,677
Accounts Receivable		
Due from Province - Ministry of Education and Child Care	50,000	
Other	118,886	139,454
<b>Total Financial Assets</b>	<b>6,528,791</b>	<b>4,602,131</b>
<b>Liabilities</b>		
Accounts Payable and Accrued Liabilities		
Other	730,409	952,506
Deferred Revenue	1,112,695	855,760
Deferred Capital Revenue	11,083,279	10,104,299
Employee Future Benefits	33,121	31,541
<b>Total Liabilities</b>	<b>12,959,504</b>	<b>11,944,106</b>
<b>Net Debt</b>	<b>(6,430,713)</b>	<b>(7,341,975)</b>
<b>Non-Financial Assets</b>		
Tangible Capital Assets	14,487,818	13,389,297
Prepaid Expenses	213,777	235,273
<b>Total Non-Financial Assets</b>	<b>14,701,595</b>	<b>13,624,570</b>
<b>Accumulated Surplus (Deficit)</b>	<b>8,270,882</b>	<b>6,282,595</b>

SEP 14 2022

Date Signed

SEP 14 2022

Date Signed

SEP 14 2022

Date Signed

**School District No. 92 (Nisga'a)**

Statement 2

Statement of Operations

Year Ended June 30, 2022

	2022 Budget \$	2022 Actual \$	2021 Actual \$
<b>Revenues</b>			
Provincial Grants			
Ministry of Education and Child Care	143,788	347,971	423,989
Other	53,344	9,160	21,859
Other Revenue	11,571,004	11,068,601	10,732,672
Rentals and Leases	160,000	233,213	216,090
Investment Income	18,000	44,277	25,290
Amortization of Deferred Capital Revenue	435,849	435,778	412,691
<b>Total Revenue</b>	<b>12,381,985</b>	<b>12,139,000</b>	<b>11,832,591</b>
<b>Expenses</b>			
Instruction	8,687,043	6,168,248	6,957,619
District Administration	1,389,471	1,188,998	1,350,556
Operations and Maintenance	2,531,837	2,129,803	2,133,259
Transportation and Housing	1,415,811	663,664	238,251
<b>Total Expense</b>	<b>14,024,162</b>	<b>10,150,713</b>	<b>10,679,685</b>
<b>Surplus (Deficit) for the year</b>	<b>(1,642,177)</b>	<b>1,988,287</b>	<b>1,152,906</b>
<b>Accumulated Surplus (Deficit) from Operations, beginning of year</b>		<b>6,282,595</b>	<b>5,129,689</b>
<b>Accumulated Surplus (Deficit) from Operations, end of year</b>		<b>8,270,882</b>	<b>6,282,595</b>

**School District No. 92 (Nisga'a)**

Statement 4

Statement of Changes in Net Debt

Year Ended June 30, 2022

	2022 Budget \$	2022 Actual \$	2021 Actual \$
<b>Surplus (Deficit) for the year</b>	<u>(1,642,177)</u>	<u>1,988,287</u>	<u>1,152,906</u>
<b>Effect of change in Tangible Capital Assets</b>			
Acquisition of Tangible Capital Assets	(1,537,193)	(1,695,290)	(1,546,113)
Amortization of Tangible Capital Assets	583,385	596,769	548,108
<b>Total Effect of change in Tangible Capital Assets</b>	<u>(953,808)</u>	<u>(1,098,521)</u>	<u>(998,005)</u>
Acquisition of Prepaid Expenses		21,496	
Use of Prepaid Expenses			(191,179)
<b>Total Effect of change in Other Non-Financial Assets</b>	<u>-</u>	<u>21,496</u>	<u>(191,179)</u>
<b>(Increase) Decrease in Net Debt, before Net Remeasurement Gains (Losses)</b>	<u>(2,595,985)</u>	<u>911,262</u>	<u>(36,278)</u>
<b>Net Remeasurement Gains (Losses)</b>			
<b>(Increase) Decrease in Net Debt</b>		<u>911,262</u>	<u>(36,278)</u>
<b>Net Debt, beginning of year</b>		<u>(7,341,975)</u>	<u>(7,305,697)</u>
<b>Net Debt, end of year</b>		<u><u>(6,430,713)</u></u>	<u><u>(7,341,975)</u></u>

**School District No. 92 (Nisga'a)**

Statement 5

Statement of Cash Flows

Year Ended June 30, 2022

	2022 Actual \$	2021 Actual \$
<b>Operating Transactions</b>		
Surplus (Deficit) for the year	1,988,287	1,152,906
Changes in Non-Cash Working Capital		
Decrease (Increase)		
Accounts Receivable	(29,430)	1,021,349
Prepaid Expenses	21,496	(191,179)
Increase (Decrease)		
Accounts Payable and Accrued Liabilities	(222,099)	458,217
Deferred Revenue	256,935	(26,279)
Employee Future Benefits	1,580	2,868
Amortization of Tangible Capital Assets	596,769	548,108
Amortization of Deferred Capital Revenue	(435,778)	(412,691)
<b>Total Operating Transactions</b>	<b>2,177,760</b>	<b>2,553,299</b>
<b>Capital Transactions</b>		
Tangible Capital Assets Purchased	(1,695,290)	(1,546,113)
<b>Total Capital Transactions</b>	<b>(1,695,290)</b>	<b>(1,546,113)</b>
<b>Financing Transactions</b>		
Capital Revenue Received	1,414,758	1,427,638
<b>Total Financing Transactions</b>	<b>1,414,758</b>	<b>1,427,638</b>
<b>Net Increase (Decrease) in Cash and Cash Equivalents</b>	<b>1,897,228</b>	<b>2,434,824</b>
<b>Cash and Cash Equivalents, beginning of year</b>	<b>4,462,677</b>	<b>2,027,853</b>
<b>Cash and Cash Equivalents, end of year</b>	<b>6,359,905</b>	<b>4,462,677</b>
<b>Cash and Cash Equivalents, end of year, is made up of:</b>		
Cash	6,359,905	4,462,677
	<b>6,359,905</b>	<b>4,462,677</b>

**SCHOOL DISTRICT No. 92 (NISGA'A)**  
**NOTES TO FINANCIAL STATEMENTS**  
**YEAR ENDED JUNE 30, 2022**

---

**NOTE 1 AUTHORITY AND PURPOSE**

The School District, established on January 1, 1975 operates under authority of the *School Act* of British Columbia as a corporation under the name of "The Board of Education of School District No. 92 (Nisga'a)", and operates as "School District No. 92 (Nisga'a)." A board of education ("Board") elected for a four-year term governs the School District. The School District provides educational programs to students enrolled in schools in the district and is principally funded by the Province of British Columbia through the Ministry of Education and the Nisga'a Lisims Government. School District No. 92 (Nisga'a) is exempt from federal and provincial corporate income taxes.

The COVID-19 outbreak was declared a pandemic by the World Health Organization in March 2020 and has had a significant financial, market and social dislocating impact worldwide. Under direction of the Provincial Health Officer, all schools suspended in-class instruction in March 2020 and the District remained open to continue to support students and families in a variety of ways. Parents were given the choice to send their children back to school on a gradual and part-time basis beginning June 1, 2020 and full-time beginning Sept 1, 2020 with new health and safety guidelines. The ongoing impact of the pandemic presents uncertainty over future cash flows, may have a significant impact on future operations including decreases in revenue, impairment of receivables, reduction in investment income and delays in completing capital project work. As the situation is dynamic and the ultimate duration and magnitude of the impact are not known, an estimate of the future financial effect on the District is not practicable at this time.

**NOTE 2 SUMMARY OF SIGNIFICANT ACCOUNTING POLICIES**

**a) Basis of Accounting**

These financial statements have been prepared in accordance with Section 23.1 of the *Budget Transparency and Accountability Act of the Province of British Columbia*. This Section requires that the financial statements be prepared in accordance with Canadian public-sector accounting standards except in regard to the accounting for government transfers as set out in Notes 2(d) and 2(k).

In November 2011, Treasury Board provided a directive through Restricted Contributions Regulation 198/2011 providing direction for the reporting of restricted contributions whether they are received or receivable by the School District before or after this regulation was in effect.

As noted in notes 2(d) and 2(k), Section 23.1 of the *Budget Transparency and Accountability Act* and its related regulations require the School District to recognize government transfers for the acquisition of capital assets into revenue on the same basis as the related amortization expense. As these transfers do not contain stipulations that create a liability, Canadian public sector accounting standards would require these grants to be fully recognized into revenue.

The impact of this difference on the financial statements of the School District is as follows:

**SCHOOL DISTRICT No. 92 (NISGA'A)**  
**NOTES TO FINANCIAL STATEMENTS**  
**YEAR ENDED JUNE 30, 2022**

---

**NOTE 2 SUMMARY OF SIGNIFICANT ACCOUNTING POLICIES (*Continued*)**

Year-ended June 30, 2021 – increase in annual surplus by \$1,014,947

June 30, 2021 – increase in accumulated surplus and decrease in deferred contributions by \$10,104,299.

Year-ended June 30, 2022 – increase in annual surplus by \$978,980.

June 30, 2022 – increase in accumulated surplus and decrease in deferred contributions by \$11,083,279.

b) Cash and Cash Equivalents

Cash and cash equivalents include mutual funds that are readily convertible to known amounts of cash and that are subject to an insignificant risk of change in value. These cash equivalents have a maturity of three months or less at acquisition and are held for the purpose of meeting short-term cash commitments rather than for investing.

c) Accounts Receivable

Accounts receivable are shown net of allowance for doubtful accounts.

d) Deferred Revenue and Deferred Capital Revenue

Deferred revenue includes contributions received with stipulations that meet the description of restricted contributions in the Restricted Contributions Regulation 198/2011 issued by Treasury Board. When restrictions are met, deferred revenue is recognized as revenue in the fiscal year in a manner consistent with the circumstances and evidence used to support the initial recognition of the contributions received as a liability as detailed in Note 2 (j).

Funding received for the acquisition of depreciable tangible capital assets is recorded as deferred capital revenue and amortized over the life of the asset acquired as revenue in the statement of operations. This accounting treatment is not consistent with the requirements of Canadian public sector accounting standards which require that government transfers be recognized as revenue when approved by the transferor and eligibility criteria have been met unless the transfer contains a stipulation that creates a liability in which case the transfer is recognized as revenue over the period that the liability is extinguished. See note 2 (a) for the impact of this policy on these financial statements.

e) Employee Future Benefits

The School District provides certain post-employment benefits including vested and non-vested benefits for certain employees pursuant to certain contracts and union agreements. The School District accrues its obligations and related costs including both vested and non-vested benefits under employee future benefit plans. Benefits include vested sick leave, accumulating non-vested sick leave, early retirement, retirement/severance, vacation, overtime and death benefits.

**SCHOOL DISTRICT No. 92 (NISGA'A)**  
**NOTES TO FINANCIAL STATEMENTS**  
**YEAR ENDED JUNE 30, 2022**

---

**NOTE 2      SUMMARY OF SIGNIFICANT ACCOUNTING POLICIES (*Continued*)**

The benefits cost is actuarially determined using the projected unit credit method pro-rated on service and using management's best estimate of expected salary escalation, termination rates, retirement rates and mortality. The discount rate used to measure obligations is based on the cost of borrowing. The cumulative unrecognized actuarial gains and losses are amortized over the expected average remaining service lifetime of active employees covered under the plan.

The most recent valuation of the obligation was performed at March 31, 2022 and projected to March 31, 2025. The next valuation will be performed at March 31, 2025 for use at June 30, 2025. For the purposes of determining the financial position of the plans and the employee future benefit costs, a measurement date of March 31 was adopted for all periods subsequent to July 1, 2004.

The School District and its employees make contributions to the Teachers' Pension Plan and Municipal Pension Plan. The plans are multi-employer plans where assets and obligations are not separated. The costs are expensed as incurred. The School district provides certain post-employment benefits including non-vested benefits for certain employees pursuant to Certain contracts and union agreements.

**f) Asset Retirement Obligations**

A liability is recognized when, as at the financial reporting date:

- (a) there is a legal obligation to incur retirement costs in relation to a tangible capital asset;
- (b) the past transaction or event giving rise to the liability has occurred;
- (c) it is expected that future economic benefits will be given up; and
- (d) a reasonable estimate of the amount can be made.

Liabilities are recognized for statutory, contractual or legal obligations associated with the retirement of tangible capital assets when those obligations result from the acquisition, construction, development or normal operation of the assets. The obligations are measured initially at fair value, determined using present value methodology, and the resulting costs capitalized into the carrying amount of the related tangible capital asset. In subsequent periods, the liability is adjusted for accretion and any changes in the amount or timing of the underlying future cash flows. The capitalized asset retirement cost is amortized on the same basis as the related asset and accretion expense is included in the Statement of Operations.

**g) Tangible Capital Assets**

The following criteria apply:

- Tangible capital assets acquired or constructed are recorded at cost which includes amounts that are directly related to the acquisition, design, construction, development, improvement or betterment of the assets. Cost also includes overhead directly attributable to construction as well as interest costs that are directly attributable to the acquisition or construction of the asset.



**SCHOOL DISTRICT No. 92 (NISGA'A)**  
**NOTES TO FINANCIAL STATEMENTS**  
**YEAR ENDED JUNE 30, 2022**

---

**NOTE 2      SUMMARY OF SIGNIFICANT ACCOUNTING POLICIES (*Continued*)**

- Donated tangible capital assets are recorded at their fair market value on the date of donation, except in circumstances where fair value cannot be reasonably determined, which are then recognized at nominal value. Transfers of capital assets from related parties are recorded at carrying value.

Tangible capital assets are written down to residual value when conditions indicate they no longer contribute to the ability of the School District to provide services or when the value of future economic benefits associated with the sites and buildings are less than their net book value. The write-downs are accounted for as expenses in the Statement of Operations.

- Buildings that are demolished or destroyed are written-off.
- The cost, less residual value, of tangible capital assets (excluding sites), is amortized on a straight-line basis over the estimated useful life of the asset. It is management's responsibility to determine the appropriate useful lives for tangible capital assets. These useful lives are reviewed on a regular basis or if significant events initiate the need to revise. Estimated useful life is as follows:

Buildings	40 years
Furniture & Equipment	10 years
Vehicles	10 years
Computer Software	5 years
Computer Hardware	5 years

**h) Prepaid Expenses**

Association membership renewals, annual fees for software support and conference registration fees are included as a prepaid expense and stated at acquisition cost and are charged to expense over the periods expected to benefit from it.

**i) Supplies Inventory**

Supplies inventory held for consumption is paper and is recorded at the lower of historical cost and replacement cost.

**j) Funds and Reserves**

Certain amounts, as approved by the Board are set aside in accumulated surplus for future operating and capital purposes. Transfers to and from funds and reserves are an adjustment to the respective fund when approved (see Notes 10 – Interfund Transfer and Note 16-Restricted Surplus).

**SCHOOL DISTRICT No. 92 (NISGA'A)**  
**NOTES TO FINANCIAL STATEMENTS**  
**YEAR ENDED JUNE 30, 2022**

---

**NOTE 2      SUMMARY OF SIGNIFICANT ACCOUNTING POLICIES (*Continued*)**

k) Revenue Recognition

Revenues are recorded on an accrual basis in the period in which the transactions or events occurred that gave rise to the revenues, the amounts are considered to be collectible and can be reasonably estimated.

Contributions received or where eligibility criteria have been met are recognized as revenue except where the contribution meets the criteria for deferral as described below. Eligibility criteria are the criteria that the School District has to meet in order to receive the contributions including authorization by the transferring government.

For contributions subject to a legislative or contractual stipulation or restriction as to their use, revenue is recognized as follows:

- Non-capital contributions for specific purposes are recorded as deferred revenue and recognized as revenue in the year related expenses are incurred,
- Contributions restricted for site acquisitions are recorded as revenue when the sites are purchased, and
- Contributions restricted for tangible capital assets acquisitions other than sites are recorded as deferred capital revenue and amortized over the useful life of the related assets.

Donated tangible capital assets other than sites are recorded at fair market value and amortized over the useful life of the assets. Donated sites are recorded as revenue at fair market value when received or receivable

The accounting treatment for restricted contributions is not consistent with the requirements of Canadian public sector accounting standards which require that government transfers be recognized as revenue when approved by the transferor and eligibility criteria have been met unless the transfer contains a stipulation that meets the criteria for liability recognition in which case the transfer is recognized as revenue over the period that the liability is extinguished. See note 2(a) for the impact of this policy on these financial statements.

Revenue related to fees or services received in advance of the fee being earned or the service is performed is deferred and recognized when the fee is earned, or service performed.

Investment income is reported in the period earned. When required by the funding party or related Act, investment income earned on deferred revenue is added to the deferred revenue balance.

l) Expenditures

Expenses are reported on an accrual basis. The cost of all goods consumed, and services received during the year is expensed.

**SCHOOL DISTRICT No. 92 (NISGA'A)**  
**NOTES TO FINANCIAL STATEMENTS**  
**YEAR ENDED JUNE 30, 2022**

---

**NOTE 2      SUMMARY OF SIGNIFICANT ACCOUNTING POLICIES (*Continued*)**

Categories of Salaries

- Principals, Vice-Principals, employed under an administrative officer contract are categorized as Principals and Vice-Principals.
- Superintendents, Assistant Superintendents, Secretary-Treasurers, Assistant Secretary Treasurer, Trustees and other employees excluded from union contracts are categorized as Other Professionals.

Allocation of Costs

- Operating expenses are reported by function, program, and object. Whenever possible, expenditures are determined by actual identification. Additional costs pertaining to specific instructional programs, such as special and aboriginal education, are allocated to these programs. All other costs are allocated to related programs.
- Actual salaries of personnel assigned to two or more functions or programs are allocated based on the time spent in each function and program. School-based clerical salaries are allocated to school administration and partially to other programs to which they may be assigned. Principals and Vice-Principals salaries are allocated to school administration and may be partially allocated to other programs to recognize their other responsibilities.
- Employee benefits and allowances are allocated to the same programs, and in the same proportions, as the individual's salary.
- Supplies and services are allocated based on actual program identification.

m) Financial Instruments

A contract establishing a financial instrument creates, at its inception, rights and obligations to receive or deliver economic benefits. The financial assets and financial liabilities portray these rights and obligations in the financial statements. The School District recognizes a financial instrument when it becomes a party to a financial instrument contract.

Financial instruments consist of cash and cash equivalents, accounts receivable, portfolio investments, bank overdraft, accounts payable and accrued liabilities, long term debt and other liabilities.

Except for portfolio investments in equity instruments quoted in an active market that are recorded at fair value, all financial assets and liabilities are recorded at cost or amortized cost and the associated transaction costs are added to the carrying value of these investments upon initial recognition. Transaction costs are incremental costs directly attributable to the acquisition or issue of a financial asset or a financial liability.

Unrealized gains and losses from changes in the fair value of financial instruments are recognized in the statement of remeasurement gains and losses. Upon settlement, the cumulative gain or loss is reclassified from the statement of remeasurement gains and losses and recognized in the statement of operations. Interest and dividends attributable to financial instruments are reported in the statement of operations.

**SCHOOL DISTRICT No. 92 (NISGA'A)**  
**NOTES TO FINANCIAL STATEMENTS**  
**YEAR ENDED JUNE 30, 2022**

---

**NOTE 2 SUMMARY OF SIGNIFICANT ACCOUNTING POLICIES (*Continued*)**

All financial assets except derivatives are tested annually for impairment. When financial assets are impaired, impairment losses are recorded in the statement of operations. A write-down of a portfolio investment to reflect a loss in value is not reversed for a subsequent increase in value.

For financial instruments measured using amortized cost, the effective interest rate method is used to determine interest revenue or expense

n) Measurement Uncertainty

Preparation of financial statements in accordance with the basis of accounting described in note 2 a) requires management to make estimates and assumptions that impact reported amounts of assets and liabilities at the date of the financial statements and revenues and expenses during the reporting periods. Significant areas requiring the use of management estimates relate to the potential impairment of assets, liabilities for contaminated sites, rates for amortization and estimated employee future benefits. Actual results could differ from those estimates.

o) Future Changes in Accounting Policies

***PS 3280 Asset Retirement Obligations*** issued August 2018 establishes standards for recognition, measurement, presentation and disclosure of legal obligations associated with the retirement of tangible capital assets and is effective July 1, 2021. A liability will be recognized when, as at the financial reporting date:

- (a) there is a legal obligation to incur retirement costs in relation to a tangible capital asset;
- (b) the past transaction or event giving rise to the liability has occurred;
- (c) it is expected that future economic benefits will be given up; and
- (d) a reasonable estimate of the amount can be made.

Liabilities are recognized for statutory, contractual or legal obligations associated with the retirement of tangible capital assets when those obligations result from the acquisition, construction, development or normal operation of the assets. The obligations are measured initially at fair value, determined using present value methodology, and the resulting costs capitalized into the carrying amount of the related tangible capital asset. In subsequent periods, the liability is adjusted for accretion and any changes in the amount or timing of the underlying future cash flows. The capitalized asset retirement cost is amortized on the same basis as the related asset and accretion expense is included in the [Consolidated] Statement of Operations.

A modified retroactive application has been recommended by Government pending approval in the Fall of 2020. Management is in the process of assessing the impact of adopting this standard on the School District's financial results.

***PS 3400 Revenue*** issued November 2018 establishes standards on how to account for and report on revenue. Specifically, it differentiates between revenue arising from transactions that include performance obligations, referred to as "exchange transactions", and transactions that do not have performance obligations, referred to as "non-exchange transactions".

**SCHOOL DISTRICT No. 92 (NISGA'A)**  
**NOTES TO FINANCIAL STATEMENTS**  
**YEAR ENDED JUNE 30, 2022**

---

**NOTE 2      SUMMARY OF SIGNIFICANT ACCOUNTING POLICIES (*Continued*)**

Revenue from transactions with performance obligations should be recognized when (or as) the school district satisfies a performance obligation by providing the promised goods or services to a payor.

Revenue from transactions with no performance obligations should be recognized when a school district:

- (a) has the authority to claim or retain an inflow of economic resources; and
- (b) identifies a past transaction or event that gives rise to an asset.

This standard may be applied retroactively or prospectively. Management is in the process of assessing the impact of adopting this standard on the School District's financial results

**NOTE 3      ACCOUNTS RECEIVABLE – OTHER**

	2022	2021
Due from Province - MECC	\$ 50,000	\$
Other	118,886	139,454
Allowance for Doubtful Accounts		
	<u>\$ 168,886</u>	<u>\$ 139,454</u>

**NOTE 4      ACCOUNTS PAYABLE AND ACCRUED LIABILITIES - OTHER**

	2022	2021
Trade payables	\$ 119,067	\$ 143,021
Salaries and benefits payable	143,659	136,889
Accrued vacation pay	100,260	88,762
Other	367,423	583,584
	<u>\$ 730,409</u>	<u>\$ 952,506</u>

**NOTE 5      DEFERRED REVENUE**

Deferred revenue includes unspent grants and contributions received that meet the description of a restricted contribution in the Restricted Contributions Regulation 198/2011 issued by Treasury Board, i.e., the stipulations associated with those grants and contributions have not yet been fulfilled. Detailed information about the changes in deferred revenue is included in Schedule 3A.

**SCHOOL DISTRICT No. 92 (NISGA'A)**  
**NOTES TO FINANCIAL STATEMENTS**  
**YEAR ENDED JUNE 30, 2022**

---

**NOTE 6      DEFERRED CAPITAL REVENUE**

Deferred capital revenue includes grants and contributions received that are restricted by the contributor for the acquisition of tangible capital assets that meet the description of a restricted contribution in the Restricted Contributions Regulation 198/2011 issued by Treasury Board. Once spent, the contributions are amortized into revenue over the life of the asset acquired. Detailed information about the changes in deferred capital revenue is included in Schedules 4C and 4D.

**NOTE 7      EMPLOYEE FUTURE BENEFITS**

Benefits include vested sick leave, accumulating non-vested sick leave, early retirement, retirement/severance, vacation, overtime and death benefits. Funding is provided when the benefits are paid and accordingly, there are no plan assets. Although no plan assets are uniquely identified, the School District has provided for the payment of these benefits.

	<b>June 30, 2022</b>	<b>June 30, 2021</b>
<b>Reconciliation of Accrued Benefit Obligation</b>		
Accrued Benefit Obligation – April 1	30,590	29,298
Service Cost	3,854	3,849
Interest Cost	814	716
Benefit Payments	-3,770	-2,683
Increase (Decrease) in obligation due to Plan Amendment	0	0
Actuarial (Gain) Loss	-3,413	-590
Accrued Benefit Obligation – March 31	<u>28,075</u>	<u>30,590</u>
<b>Reconciliation of Funded Status at End of Fiscal Year</b>		
Accrued Benefit Obligation - March 31	28,075	30,590
Market Value of Plan Assets - March 31	0	0
Funded Status - Surplus (Deficit)	-28,075	-30,590
Employer Contributions After Measurement Date	0	0
Benefits Expense After Measurement Date	-958	-1,167
Unamortized Net Actuarial (Gain) Loss	-4,088	216
Accrued Benefit Asset (Liability) - June 30	<u>-33,121</u>	<u>-31,541</u>
<b>Reconciliation of Change in Accrued Benefit Liability</b>		
Accrued Benefit Liability (Asset) - July 1	31,541	28,675
Net Expense for Fiscal Year	5,348	5,548
Employer Contributions	-3,770	-2,683
Accrued Benefit Liability (Asset) - June 30	<u>33,121</u>	<u>31,541</u>

**Components of Net Benefit Expense**

**SCHOOL DISTRICT No. 92 (NISGA'A)**  
**NOTES TO FINANCIAL STATEMENTS**  
**YEAR ENDED JUNE 30, 2022**

**NOTE 7 EMPLOYEE FUTURE BENEFITS (continued)**

Service Cost	3,627	3,850
Interest Cost	832	741
Immediate Recognition of Plan Amendment	0	0
Amortization of Net Actuarial (Gain)/Loss	890	958
Net Benefit Expense (Income)	5,348	5,548

**Assumptions**

Discount Rate - April 1	2.50%	2.25%
Discount Rate - March 31	3.25%	2.50%
Long Term Salary Growth - April 1	2.50%	2.50%
Long Term Salary Growth - March 31	2.50%	2.50%
EARSL - March 31	10.5	8.8

**NOTE 8 TANGIBLE CAPITAL ASSETS**

**Net Book Value:**

	Net Book Value 2022	Net Book Value 2021
Sites	\$ 1,168,081	\$ 1,168,081
Buildings	12,657,711	11,583,944
Furniture & Equipment	221,396	166,289
Vehicles	389,116	453,570
Computer Hardware	51,514	17,413
Total	\$ 14,487,818	\$ 13,389,297

**June 30, 2022**

	Opening Cost	Additions	Disposals	Total 2022
Sites	\$ 1,168,081	\$	\$	\$ 1,168,081
Buildings	24,509,729	1,539,348		26,049,077
Furniture & Equipment	287,713	88,293		376,006
Vehicles	804,712	16,860		821,572
Computer Hardware	58,047	50,789		108,836
	\$ 26,828,282	\$ 1,695,290	\$	\$ 28,523,572

	Opening Accumulated Amortization	Additions	Dispos als	Total 2022
Sites	\$	\$	\$	\$
Buildings (restated)	12,925,785	465,581		13,391,366
Furniture & Equipment (restated)	121,424	33,186		154,610

**SCHOOL DISTRICT No. 92 (NISGA'A)**  
**NOTES TO FINANCIAL STATEMENTS**  
**YEAR ENDED JUNE 30, 2022**

Vehicles ( <i>restated</i> )	351,142	81,314		432,456
Computer Hardware ( <i>restated</i> )	40,634	16,688		57,322
Computer Software				
Total	\$ 13,438,985	\$ 596,769	\$	\$ 14,035,754

**June 30, 2021**

	Opening Cost	Additions	Disposals	Total 2021
Sites	\$ 1,168,081	\$	\$	\$ 1,168,081
Buildings	23,082,091	1,427,638		24,509,729
Furniture & Equipment	287,713			287,713
Vehicles	686,237	118,475		804,712
Computer Hardware	58,047			58,047
Total	\$ 25,282,169	\$ 1,546,113	\$	\$ 26,828,282

	Opening Accumulated Amortization	Additions	Disposals	Total 2021
Sites	\$	\$	\$	\$
Buildings	12,492,604	433,181		12,925,785
Furniture & Equipment	92,653	28,771		121,424
Vehicles	276,595	74,547		351,142
Computer Hardware	29,025	11,609		40,634
Computer Software				
Total	\$ 12,890,877	\$ 548,108	\$	\$ 13,438,985

**NOTE 9 EMPLOYEE PENSION PLANS**

The School District and its employees contribute to the Teachers' Pension Plan and Municipal Pension Plan (jointly trustee pension plans). The boards of trustees for these plans, representing plan members and employers, are responsible for administering the pension plans, including investing assets and administering benefits. The plans are multi-employer defined benefit pension plans. Basic pension benefits are based on a formula. As at December 31, 2021, the Teachers' Pension Plan has about 50,000 active members and approximately 40,000 retired members. As of December 31, 2021, the Municipal Pension Plan has about 227,000 active members, including approximately 29,000 from school districts.

Every three years, an actuarial valuation is performed to assess the financial position of the plans and adequacy of plan funding. The actuary determines an appropriate combined employer and member contribution rate to fund the plans. The actuary's calculated contribution rate is based on the entry-age normal cost method, which produces the long-term rate of member and employer contributions sufficient to provide benefits for average future entrants to the plans. This rate may be adjusted for the amortization of any actuarial funding surplus and will be adjusted for the amortization of any unfunded actuarial liability.



**SCHOOL DISTRICT No. 92 (NISGA'A)**  
**NOTES TO FINANCIAL STATEMENTS**  
**YEAR ENDED JUNE 30, 2022**

---

**NOTE 9      EMPLOYEE PENSION PLANS *(continued)***

The most recent actuarial valuation of the Teachers' Pension Plan as at December 31, 2020, indicated a \$1,584 million surplus for basic pension benefits on a going concern basis.

The most recent actuarial valuation for the Municipal Pension Plan as at December 31, 2018, indicated a \$2,866 million funding surplus for basic pension benefits on a going concern basis.

The school district paid \$562,432 for employer contributions to the plans for the year ended June 30, 2022 (2021: \$579,027).

The next valuation for the Teachers' Pension Plan will be as at December 31, 2023. The next valuation for the Municipal Pension Plan will be as at December 31, 2021, with results available in 2022.

Employers participating in the plans record their pension expense as the amount of employer Contributions made during the fiscal year (defined contribution pension plan accounting). This is because the plans record accrued liabilities and accrued assets for each plan in aggregate, resulting in no consistent and reliable basis for allocating the obligation, assets and cost to individual employers participating in the plan.

**NOTE 10      INTERFUND TRANSFERS**

Interfund transfers between the operating, special purpose and capital funds for the year ended June 30, 2022, were as follows:

- \$901,005 transferred from operating to capital assets

**NOTE 11      RELATED PARTY TRANSACTIONS**

The School District is related through common ownership to all Province of British Columbia ministries, agencies, school districts, health authorities, colleges, universities, and crown corporations. Transactions with these entities, unless disclosed separately, are considered to be in the normal course of operations and are recorded at the exchange amount.

**NOTE 12      BUDGET FIGURES**

Budget figures included in the financial statements are not audited. They were approved by the Board through the adoption of an amended annual budget on February 15, 2022.

**NOTE 13      ASSET RETIREMENT OBLIGATION**

Legal liabilities may exist for the removal/disposal of asbestos in schools that will undergo major renovations or demolition. Fair value of the liability for asbestos removal is recognized in the period in which it is incurred. As at June 30, 2022, the amount and timing of such liabilities are not reasonably determined.

**SCHOOL DISTRICT No. 92 (NISGA'A)**  
**NOTES TO FINANCIAL STATEMENTS**  
**YEAR ENDED JUNE 30, 2022**

**NOTE 14      EXPENSE BY OBJECT**

	2022	2021
Salaries and benefits	\$ 7,302,928	\$ 7,536,890
Services and supplies	2,251,016	2,594,687
Amortization	596,769	548,108
	<u>\$ 10,150,713</u>	<u>\$ 10,679,685</u>

**NOTE 15      ECONOMIC DEPENDENCE**

The operations of the School District are dependent on continued funding from the Ministry of Education and various governmental agencies to carry out its programs. These financial statements have been prepared on a going concern basis.

**NOTE 16      RESTRICTED SURPLUS**

Restricted Operating Surplus		
Language and Culture	20,000	
NLG Round Table	10,000	
Local Education Agreement	27,500	
Board Retreat	12,000	
Leadership/Mentorship – Supt/ST/Board	25,000	
Cabinet replacement – Teacherages	150,000	
Fencing	240,000	
Health & Safety – shared service/reporting	4,000	
Cayenta Financial Software upgrade	135,000	
Roofing on staff housing (21 units & Grizzly)	450,000	
Staff Housing-Asbestos rem./rotten decks & structure boards/Grizzly	300,000	
Front End loader - specialized attachments	76,845	
Replace 1 Maintenance vehicle	60,000	
Signing Bonus/Hiring Incentives	545,000	
Upcoming DLD/CLS	60,000	
Equity in Action overage	28,868	
HVAC - NESS final	200,000	
Open Purchase Orders	973,053	
Sub-Total Internally Restricted	\$3,317,266	
Unrestricted Operating Surplus	531,749	
TOTAL Available for Future Operations		\$3,849,015
Capital Funds		4,421,867
ACCUMULATED Surplus (Deficit) End of Year		<u>\$8,270,882</u>

**SCHOOL DISTRICT No. 92 (NISGA'A)**  
**NOTES TO FINANCIAL STATEMENTS**  
**YEAR ENDED JUNE 30, 2022**

---

**NOTE 17     PRIOR PERIOD ADJUSTMENT**

On May 28, 2021, the Office of the Comptroller General directed all school districts to apply the half-year rule method of amortization beginning in the fiscal year an asset is placed into service. This directive applies to both past and future purchases. Prior to this directive, the district did not recognize amortization in the first partial service year. The School District has made a retroactive adjustment to recognize amortization of all assets and deferred capital contributions beginning in the first service year. The impact of the prior period adjustment on the June 30, 2021 comparative amounts is as follows:

	Increase (Decrease)
Tangible Capital Assets	\$ (284,763)
Deferred Capital Revenue	(214,100)
Accumulated Surplus (Deficit)	(70,663)
Amortization of Deferred Capital Revenue	15,502
Operations & Maintenance Expense – Asset amortization	15,502
Transportation & Housing Expense – Asset amortization	5,923
Accumulated Surplus – beginning of the year July 1, 2020	(64,740)

**NOTE 18     RISK MANAGEMENT**

The School District has exposure to the following risks from its use of financial instruments: credit risk, market risk and liquidity risk.

The Board ensures that the School District has identified its risks and ensures that management monitors and controls them.

a) Credit risk:

Credit risk is the risk of financial loss to an institution if a customer or counterparty to a financial instrument fails to meet its contractual obligations. Such risks arise principally from certain financial assets held consisting of cash, amounts receivable and investments.

The School District is exposed to credit risk in the event of non-performance by a borrower. This risk is mitigated as most amounts receivable are due from the Province and are collectible. It is management's opinion that the School District is not exposed to significant credit risk associated with its cash deposits and investments as they are placed in recognized British Columbia institutions and the School District invests solely in mutual funds.

b) Market risk:

Market risk is the risk that the fair value or future cash flows of a financial instrument will fluctuate because of changes in market prices. Market risk is comprised of currency risk and interest rate risk.

**SCHOOL DISTRICT No. 92 (NISGA'A)**  
**NOTES TO FINANCIAL STATEMENTS**  
**YEAR ENDED JUNE 30, 2022**

---

**NOTE 18     RISK MANAGEMENT (*continued*)**

Currency risk is the risk that the fair value or future cash flows of a financial instrument will fluctuate because of changes in the foreign exchange rates. It is management's opinion that the School District is not exposed to significant currency risk, as amounts held, and purchases made in foreign currency are insignificant.

Interest rate risk is the risk that the fair value or future cash flows of a financial instrument will fluctuate because of changes in the market interest rates. The School District is exposed to interest rate risk through its investments. It is management's opinion that the School District is not exposed to significant interest rate risk as they invest solely in mutual funds.

c) Liquidity risk:

Liquidity risk is the risk that the School District will not be able to meet its financial obligations as they become due.

The School District manages liquidity risk by continually monitoring actual and forecasted cash flows from operations and anticipated investing activities to ensure, as far as possible, that it will always have sufficient liquidity to meet its liabilities when due, under both normal and stressed conditions, without incurring unacceptable losses or risking damage to the School District's reputation.

Risk Management and insurance services for all School Districts in British Columbia are provided by the Risk Management Branch of the Ministry of Finance.

# School District No. 92 (Nisga'a)

Schedule of Changes in Accumulated Surplus (Deficit) by Fund  
Year Ended June 30, 2022

Schedule 1 (Unaudited)

	Operating Fund	Special Purpose Fund	Capital Fund	2022 Actual	2021 Actual
	\$	\$	\$	\$	\$
Accumulated Surplus (Deficit), beginning of year					
Prior Period Adjustments	2,603,498		3,679,097	6,282,595	5,194,429
Accumulated Surplus (Deficit), beginning of year, as restated	2,603,498	-	3,679,097	6,282,595	(64,740)
Changes for the year					
Surplus (Deficit) for the year	2,146,522		(158,235)	1,988,287	1,152,906
Interfund Transfers	(901,005)		901,005	-	-
Tangible Capital Assets Purchased	1,245,517	-	742,770	1,988,287	1,152,906
Net Changes for the year	3,849,015	-	4,421,867	8,270,882	6,282,595
Accumulated Surplus (Deficit), end of year - Statement 2					

**School District No. 92 (Nisga'a)**

Schedule 2 (Unaudited)

Schedule of Operating Operations

Year Ended June 30, 2022

	2022 Budget \$	2022 Actual \$	2021 Actual \$
<b>Revenues</b>			
Provincial Grants			
Ministry of Education and Child Care	20,307	145,865	65,850
Other	8,160	9,160	1,546
Other Revenue	8,644,863	9,153,673	8,567,979
Rentals and Leases	160,000	233,213	216,090
Investment Income	18,000	37,190	22,235
<b>Total Revenue</b>	<b>8,851,330</b>	<b>9,579,101</b>	<b>8,873,700</b>
<b>Expenses</b>			
Instruction	5,645,397	4,100,043	4,465,724
District Administration	1,389,471	1,188,998	1,350,556
Operations and Maintenance	1,983,698	1,561,188	1,599,470
Transportation and Housing	1,327,405	582,350	169,627
<b>Total Expense</b>	<b>10,345,971</b>	<b>7,432,579</b>	<b>7,585,377</b>
<b>Operating Surplus (Deficit) for the year</b>	<b>(1,494,641)</b>	<b>2,146,522</b>	<b>1,288,323</b>
<b>Budgeted Appropriation (Retirement) of Surplus (Deficit)</b>	<b>1,519,641</b>		
<b>Net Transfers (to) from other funds</b>			
Tangible Capital Assets Purchased	(25,000)	(901,005)	(118,475)
<b>Total Net Transfers</b>	<b>(25,000)</b>	<b>(901,005)</b>	<b>(118,475)</b>
<b>Total Operating Surplus (Deficit), for the year</b>	<b>-</b>	<b>1,245,517</b>	<b>1,169,848</b>
<b>Operating Surplus (Deficit), beginning of year</b>		<b>2,603,498</b>	<b>1,433,650</b>
<b>Operating Surplus (Deficit), end of year</b>		<b>3,849,015</b>	<b>2,603,498</b>
<b>Operating Surplus (Deficit), end of year</b>			
Internally Restricted		3,317,266	2,361,047
Unrestricted		531,749	242,451
<b>Total Operating Surplus (Deficit), end of year</b>		<b>3,849,015</b>	<b>2,603,498</b>

**School District No. 92 (Nisga'a)**

Schedule 2A (Unaudited)

## Schedule of Operating Revenue by Source

Year Ended June 30, 2022

	2022 Budget	2022 Actual	2021 Actual
	\$	\$	\$
<b>Provincial Grants - Ministry of Education and Child Care</b>			
Operating Grant, Ministry of Education and Child Care	8,337,202	8,347,843	8,112,704
ISC/LEA Recovery	(8,332,284)	(8,332,284)	(8,055,293)
Other Ministry of Education and Child Care Grants			
Pay Equity	310	310	629
Funding for Graduated Adults			904
Student Transportation Fund	345	345	700
Support Staff Benefits Grant	1	1	1
Teachers' Labour Settlement Funding			847
Early Career Mentorship Funding			54
FSA Scorer Grant	4,094	4,094	4,094
ELF	1,210	1,210	1,210
Anti-Racism	6,429	6,429	
Equity Scan	3,000	3,000	
Indigenous Equity		79,000	
Extreme Weather		35,917	
<b>Total Provincial Grants - Ministry of Education and Child Care</b>	<b>20,307</b>	<b>145,865</b>	<b>65,850</b>
<b>Provincial Grants - Other</b>	<b>8,160</b>	<b>9,160</b>	<b>1,546</b>
<b>Other Revenues</b>			
Funding from First Nations	8,578,863	9,001,277	8,467,729
Miscellaneous			
Miscellaneous	60,000	146,396	94,250
Art Starts	6,000	6,000	6,000
<b>Total Other Revenue</b>	<b>8,644,863</b>	<b>9,153,673</b>	<b>8,567,979</b>
<b>Rentals and Leases</b>	<b>160,000</b>	<b>233,213</b>	<b>216,090</b>
<b>Investment Income</b>	<b>18,000</b>	<b>37,190</b>	<b>22,235</b>
<b>Total Operating Revenue</b>	<b>8,851,330</b>	<b>9,579,101</b>	<b>8,873,700</b>

**School District No. 92 (Nisga'a)**

Schedule of Operating Expense by Object

Year Ended June 30, 2022

Schedule 2B (Unaudited)

	2022 Budget	2022 Actual	2021 Actual
	\$	\$	\$
<b>Salaries</b>			
Teachers	2,648,000	1,887,761	2,445,316
Principals and Vice Principals	976,000	954,102	724,466
Educational Assistants	245,000	131,961	175,713
Support Staff	1,122,500	1,028,375	835,008
Other Professionals	845,162	815,412	788,460
Substitutes	190,000	145,339	75,984
<b>Total Salaries</b>	<b>6,026,662</b>	<b>4,962,950</b>	<b>5,044,947</b>
<b>Employee Benefits</b>	<b>1,442,569</b>	<b>988,584</b>	<b>978,258</b>
<b>Total Salaries and Benefits</b>	<b>7,469,231</b>	<b>5,951,534</b>	<b>6,023,205</b>
<b>Services and Supplies</b>			
Services	392,700	296,844	383,648
Student Transportation	49,000		
Professional Development and Travel	223,571	174,150	38,285
Rentals and Leases	5,000		2,246
Dues and Fees	19,000	32,534	22,848
Insurance	32,500	24,967	14,803
Supplies	1,789,201	630,999	794,095
Utilities	365,768	321,551	306,247
<b>Total Services and Supplies</b>	<b>2,876,740</b>	<b>1,481,045</b>	<b>1,562,172</b>
<b>Total Operating Expense</b>	<b>10,345,971</b>	<b>7,432,579</b>	<b>7,585,377</b>



# School District No. 92 (Nisga'a)

Operating Expense by Function, Program and Object

Year Ended June 30, 2022

Schedule 2C (Unaudited)

	Teachers Salaries \$	Principals and Vice Principals Salaries \$	Educational Assistants Salaries \$	Support Staff Salaries \$	Other Professionals Salaries \$	Substitutes Salaries \$	Total Salaries \$
<b>1 Instruction</b>							
1.02 Regular Instruction	1,691,489	192,519				127,736	2,011,744
1.03 Career Programs	17,866						17,866
1.07 Library Services							-
1.08 Counselling	82,882						82,882
1.10 Special Education	11,275						11,275
1.30 English Language Learning		73,701					73,701
1.31 Indigenous Education		196,003	131,961		54,082		466,295
1.41 School Administration	84,249	491,879		135,098		352	627,329
1.60 Summer School							-
<b>Total Function 1</b>	<b>1,887,761</b>	<b>954,102</b>	<b>131,961</b>	<b>135,098</b>	<b>54,082</b>	<b>128,088</b>	<b>3,291,092</b>
<b>4 District Administration</b>							
4.11 Educational Administration				24,706	250,191		274,897
4.40 School District Governance					55,162		55,162
4.41 Business Administration				55,434	314,875		370,309
<b>Total Function 4</b>	<b>-</b>	<b>-</b>	<b>-</b>	<b>80,140</b>	<b>620,228</b>	<b>-</b>	<b>700,368</b>
<b>5 Operations and Maintenance</b>							
5.41 Operations and Maintenance Administration					45,121		45,121
5.50 Maintenance Operations				662,421	60,000	12,667	735,088
5.52 Maintenance of Grounds							-
5.56 Utilities							-
<b>Total Function 5</b>	<b>-</b>	<b>-</b>	<b>-</b>	<b>662,421</b>	<b>105,121</b>	<b>12,667</b>	<b>780,209</b>
<b>7 Transportation and Housing</b>							
7.41 Transportation and Housing Administration					35,981		35,981
7.70 Student Transportation				89,217			89,217
7.73 Housing				61,499		4,584	66,083
<b>Total Function 7</b>	<b>-</b>	<b>-</b>	<b>-</b>	<b>150,716</b>	<b>35,981</b>	<b>4,584</b>	<b>191,281</b>
<b>9 Debt Services</b>							
<b>Total Function 9</b>	<b>-</b>	<b>-</b>	<b>-</b>	<b>-</b>	<b>-</b>	<b>-</b>	<b>-</b>
<b>Total Functions 1 - 9</b>	<b>1,887,761</b>	<b>954,102</b>	<b>131,961</b>	<b>1,028,375</b>	<b>815,412</b>	<b>145,339</b>	<b>4,962,950</b>

# School District No. 92 (Nisga'a)

Operating Expense by Function, Program and Object  
Year Ended June 30, 2022

Schedule 2C (Unaudited)

	Total Salaries \$	Employee Benefits \$	Total Salaries and Benefits \$	Services and Supplies \$	2022 Actual \$	2022 Budget \$	2021 Actual \$
<b>1 Instruction</b>							
1.02 Regular Instruction	2,011,744	421,151	2,432,895	72,412	2,505,307	3,552,777	2,734,111
1.03 Career Programs	17,866	3,335	21,201		21,201	21,400	35,339
1.07 Library Services	-		-	438	438	15,000	822
1.08 Counselling	82,882	16,308	99,190	2,714	101,904	111,250	154,167
1.10 Special Education	11,275	2,819	14,094		14,094	336,450	233,367
1.30 English Language Learning	73,701	13,799	87,500		87,500	88,760	87,404
1.31 Indigenous Education	466,295	92,807	559,102	28,063	587,165	585,310	552,000
1.41 School Administration	627,329	126,820	754,149	28,285	782,434	890,700	648,514
1.60 Summer School	-		-		-	43,750	
<b>Total Function 1</b>	<b>3,291,092</b>	<b>677,039</b>	<b>3,968,131</b>	<b>131,912</b>	<b>4,100,043</b>	<b>5,645,397</b>	<b>4,465,724</b>
<b>4 District Administration</b>							
4.11 Educational Administration	274,897	54,377	329,274	130,581	459,855	465,098	119,205
4.40 School District Governance	55,162	2,376	57,538	59,252	116,790	132,748	101,150
4.41 Business Administration	370,309	68,918	439,227	173,126	612,353	791,625	1,130,201
<b>Total Function 4</b>	<b>700,368</b>	<b>125,671</b>	<b>826,039</b>	<b>362,959</b>	<b>1,188,998</b>	<b>1,389,471</b>	<b>1,350,556</b>
<b>5 Operations and Maintenance</b>							
5.41 Operations and Maintenance Administration	45,121	10,793	55,914	4,004	59,918	69,250	93,857
5.50 Maintenance Operations	735,088	139,546	874,634	273,842	1,148,476	1,523,180	1,190,907
5.52 Maintenance of Grounds	-		-	31,243	31,243	25,500	4,294
5.56 Utilities	-		-	321,551	321,551	365,768	310,412
<b>Total Function 5</b>	<b>780,209</b>	<b>150,339</b>	<b>930,548</b>	<b>630,640</b>	<b>1,561,188</b>	<b>1,983,698</b>	<b>1,599,470</b>
<b>7 Transportation and Housing</b>							
7.41 Transportation and Housing Administration	35,981	7,211	43,192		43,192	44,905	21,330
7.70 Student Transportation	89,217	16,996	106,213	100,754	206,967	314,200	124,435
7.73 Housing	66,083	11,328	77,411	254,780	332,191	968,300	23,862
<b>Total Function 7</b>	<b>191,281</b>	<b>35,535</b>	<b>226,816</b>	<b>355,534</b>	<b>582,350</b>	<b>1,327,405</b>	<b>169,627</b>
<b>9 Debt Services</b>							
<b>Total Function 9</b>	<b>-</b>	<b>-</b>	<b>-</b>	<b>-</b>	<b>-</b>	<b>-</b>	<b>-</b>
<b>Total Functions 1 - 9</b>	<b>4,962,950</b>	<b>988,584</b>	<b>5,951,534</b>	<b>1,481,045</b>	<b>7,432,579</b>	<b>10,345,971</b>	<b>7,585,377</b>

**School District No. 92 (Nisga'a)**

Schedule 3 (Unaudited)

Schedule of Special Purpose Operations

Year Ended June 30, 2022

	2022 Budget	2022 Actual	2021 Actual
	\$	\$	\$
<b>Revenues</b>			
Provincial Grants			
Ministry of Education and Child Care	123,481	202,106	358,139
Other	45,184		20,313
Other Revenue	2,926,141	1,914,928	2,164,693
Investment Income		4,331	3,055
<b>Total Revenue</b>	<b>3,094,806</b>	<b>2,121,365</b>	<b>2,546,200</b>
<b>Expenses</b>			
Instruction	3,041,646	2,068,205	2,491,895
Operations and Maintenance	53,160	53,160	54,305
<b>Total Expense</b>	<b>3,094,806</b>	<b>2,121,365</b>	<b>2,546,200</b>
<b>Special Purpose Surplus (Deficit) for the year</b>	<b>-</b>	<b>-</b>	<b>-</b>
<b>Total Special Purpose Surplus (Deficit) for the year</b>	<b>-</b>	<b>-</b>	<b>-</b>
<b>Special Purpose Surplus (Deficit), beginning of year</b>			
<b>Special Purpose Surplus (Deficit), end of year</b>		<b>-</b>	<b>-</b>

# School District No. 92 (Nisga'a)

Changes in Special Purpose Funds and Expense by Object  
Year Ended June 30, 2022

## Deferred Revenue, beginning of year

**Add:** Restricted Grants  
Provincial Grants - Ministry of Education and Child Care  
Other  
Investment Income

**Less:** Allocated to Revenue  
Recovered

## Deferred Revenue, end of year

## Revenues

Provincial Grants - Ministry of Education and Child Care  
Other Revenue  
Investment Income

## Expenses

Salaries  
Teachers  
Principals and Vice Principals  
Educational Assistants  
Support Staff  
Other Professionals

Employee Benefits  
Services and Supplies

## Net Revenue (Expense) before Interfund Transfers

## Interfund Transfers

## Net Revenue (Expense)

Annual Facility Grant	Learning Improvement Fund	School Generated Funds	Strong Start	Ready, Set, Learn	CommunityLINK	Classroom Enhancement Fund - Overhead	Classroom Enhancement Fund - Staffing	Mental Health in Schools
\$	\$	\$	\$	\$	\$	\$	\$	\$
		13,505	22,366	5,951				49,625
53,160	29,813		32,000	9,800	141,027	-110,652	784,507	134,657
53,019	29,734	51,850			140,652	110,358	782,424	134,299
		36						
106,179	59,547	51,886	32,000	9,800	281,679	221,010	1,566,931	268,956
53,160	29,813	35,926	48,902	214	141,027	110,652	784,507	184,282
53,019	29,734				140,652	110,358	782,424	134,299
-	-	29,465	5,464	15,537	-	-	-	-
141	79		48,902	214	375	294	2,083	49,983
53,019	29,734	35,890			140,652	110,358	782,424	134,299
		36						
53,160	29,813	35,926	48,902	214	141,027	110,652	784,507	184,282
26,744	24,406				90,019	24,379		28,636
			39,652					
26,744	24,406	-	39,652	-	90,019	24,379	639,612	28,636
5,664	5,407		9,250		17,609	6,095	143,836	6,410
20,752		35,926		214	33,399	80,178	1,059	149,236
53,160	29,813	35,926	48,902	214	141,027	110,652	784,507	184,282
-	-	-	-	-	-	-	-	-
-	-	-	-	-	-	-	-	-
-	-	-	-	-	-	-	-	-
-	-	-	-	-	-	-	-	-

# School District No. 92 (Nisga'a)

Changes in Special Purpose Funds and Expense by Object  
Year Ended June 30, 2022

## Deferred Revenue, beginning of year

Add: Restricted Grants  
Provincial Grants - Ministry of Education and Child Care  
Other  
Investment Income

Less: Allocated to Revenue  
Recovered

## Deferred Revenue, end of year

## Revenues

Provincial Grants - Ministry of Education and Child Care  
Other Revenue  
Investment Income

## Expenses

Salaries  
Teachers  
Principals and Vice Principals  
Educational Assistants  
Support Staff  
Other Professionals

Employee Benefits  
Services and Supplies

## Net Revenue (Expense) before Interfund Transfers

## Interfund Transfers

## Net Revenue (Expense)

Safe Return to School / Restart: Health & Safety Grant	Federal Safe Return to Class / Ventilation Fund	District Community Literacy Plan	Skills Trades	WellAhead McConnel Foundation	NLG/NLC Enhancement Fund	FNESC Skills Link Program	FNESC Language Program	TOTAL
\$	\$	\$	\$	\$	\$	\$	\$	\$
	49,980	20,152	45,184	712	28,156	5,951	614,178	855,760
20,720	50,000	18,139				3,000	934,644	1,366,336
20,665							4,295	2,278,784
41,385	50,000	18,139	-	-	-	3,000	938,939	3,649,451
20,720	99,980	37,825	44,404	712	2,200	3,949	523,092	2,121,365
20,665								1,271,151
-	-	466	780	-	25,956	5,002	1,030,025	1,112,695
55	99,980							202,106
20,665		37,825	44,404	712	2,200	3,949	518,797	1,914,928
							4,295	4,331
20,720	99,980	37,825	44,404	712	2,200	3,949	523,092	2,121,365
1,706	11,881						90,642	730,254
12,180	22,022						25,000	25,000
		24,010					57,149	238,176
							60,946	60,946
13,886	33,903	24,010	-	-	-	-	172,791	63,662
2,336	7,150	2,335					1,118,038	1,118,038
4,498	58,927	11,480	44,404	712	2,200	3,949	27,265	233,357
20,720	99,980	37,825	44,404	712	2,200	3,949	323,036	769,970
-	-	-	-	-	-	-	523,092	2,121,365
-	-	-	-	-	-	-	-	-
-	-	-	-	-	-	-	-	-
-	-	-	-	-	-	-	-	-
-	-	-	-	-	-	-	-	-

**School District No. 92 (Nisga'a)**

Schedule 4 (Unaudited)

## Schedule of Capital Operations

Year Ended June 30, 2022

	2022 Budget	2022 Actual			2021 Actual
		Invested in Tangible Capital Assets	Local Capital	Fund Balance	
	\$	\$	\$	\$	\$
<b>Revenues</b>					
Investment Income			2,756	2,756	
Amortization of Deferred Capital Revenue	435,849	435,778		435,778	412,691
<b>Total Revenue</b>	<u>435,849</u>	<u>435,778</u>	<u>2,756</u>	<u>438,534</u>	<u>412,691</u>
<b>Expenses</b>					
Amortization of Tangible Capital Assets					
Operations and Maintenance	494,979	515,455		515,455	479,484
Transportation and Housing	88,406	81,314		81,314	68,624
<b>Total Expense</b>	<u>583,385</u>	<u>596,769</u>	<u>-</u>	<u>596,769</u>	<u>548,108</u>
<b>Capital Surplus (Deficit) for the year</b>	<u>(147,536)</u>	<u>(160,991)</u>	<u>2,756</u>	<u>(158,235)</u>	<u>(135,417)</u>
<b>Net Transfers (to) from other funds</b>					
Tangible Capital Assets Purchased	25,000	901,005		901,005	118,475
<b>Total Net Transfers</b>	<u>25,000</u>	<u>901,005</u>	<u>-</u>	<u>901,005</u>	<u>118,475</u>
<b>Total Capital Surplus (Deficit) for the year</b>	<u>(122,536)</u>	<u>740,014</u>	<u>2,756</u>	<u>742,770</u>	<u>(16,942)</u>
<b>Capital Surplus (Deficit), beginning of year</b>		3,284,999	394,098	3,679,097	3,760,779
Prior Period Adjustments					
Adjustment for 1/2 Year Rule Amortization					(64,740)
<b>Capital Surplus (Deficit), beginning of year, as restated</b>		<u>3,284,999</u>	<u>394,098</u>	<u>3,679,097</u>	<u>3,696,039</u>
<b>Capital Surplus (Deficit), end of year</b>		<u>4,025,013</u>	<u>396,854</u>	<u>4,421,867</u>	<u>3,679,097</u>

# School District No. 92 (Nisga'a)

Tangible Capital Assets

Year Ended June 30, 2022

	Sites	Buildings	Furniture and Equipment	Vehicles	Computer Software	Computer Hardware	Total
	\$	\$	\$	\$	\$	\$	\$
Cost, beginning of year	1,168,081	24,509,729	287,713	804,712		58,047	26,828,282
Changes for the Year							
Increase:							
Purchases from:							
Deferred Capital Revenue - Bylaw		794,285					794,285
Operating Fund		745,063	88,293	16,860		50,789	901,005
	-	1,539,348	88,293	16,860	-	50,789	1,695,290
Cost, end of year	1,168,081	26,049,077	376,006	821,572	-	108,836	28,523,572
Work in Progress, end of year							-
Cost and Work in Progress, end of year	1,168,081	26,049,077	376,006	821,572	-	108,836	28,523,572
Accumulated Amortization, beginning of year							
Prior Period Adjustments		12,701,444	107,041	310,910		34,827	13,154,222
Adjustment for 1/2 Year Rule Amortization		224,341	14,383	40,232		5,807	284,763
Accumulated Amortization, beginning of year, as restated		12,925,785	121,424	351,142	-	40,634	13,438,985
Changes for the Year							
Increase: Amortization for the Year		465,581	33,186	81,314		16,688	596,769
Accumulated Amortization, end of year		13,391,366	154,610	432,456	-	57,322	14,035,754
Tangible Capital Assets - Net	1,168,081	12,657,711	221,396	389,116	-	51,514	14,487,818

**School District No. 92 (Nisga'a)**

Deferred Capital Revenue

Year Ended June 30, 2022

Schedule 4C (Unaudited)

	Bylaw Capital	Other Provincial	Other Capital	Total Capital
	\$	\$	\$	\$
<b>Deferred Capital Revenue, beginning of year</b>	9,759,934	558,465		10,318,399
Prior Period Adjustments				
Adjustment for 1/2 Year Rule Amortization	(199,690)	(14,410)		(214,100)
<b>Deferred Capital Revenue, beginning of year, as restated</b>	9,560,244	544,055	-	10,104,299
<b>Changes for the Year</b>				
Increase:				
Transferred from Deferred Revenue - Capital Additions	794,285			794,285
	794,285	-	-	794,285
Decrease:				
Amortization of Deferred Capital Revenue	406,959	28,819		435,778
	406,959	28,819	-	435,778
<b>Net Changes for the Year</b>	387,326	(28,819)	-	358,507
<b>Deferred Capital Revenue, end of year</b>	9,947,570	515,236	-	10,462,806
<b>Work in Progress, beginning of year</b>				-
<b>Changes for the Year</b>				
<b>Net Changes for the Year</b>	-	-	-	-
<b>Work in Progress, end of year</b>	-	-	-	-
<b>Total Deferred Capital Revenue, end of year</b>	9,947,570	515,236	-	10,462,806



**School District No. 92 (Nisga'a)**  
Changes in Unspent Deferred Capital Revenue  
Year Ended June 30, 2022

Schedule 4D (Unaudited)

	Bylaw Capital \$	MECC Restricted Capital \$	Other Provincial Capital \$	Land Capital \$	Other Capital \$	Total \$
<b>Balance, beginning of year</b>						-
<b>Changes for the Year</b>						
Increase:						
Provincial Grants - Ministry of Education and Child Care	1,414,758					1,414,758
	1,414,758	-	-	-	-	1,414,758
Decrease:						
Transferred to DCR - Capital Additions	794,285					794,285
	794,285	-	-	-	-	794,285
<b>Net Changes for the Year</b>	620,473	-	-	-	-	620,473
<b>Balance, end of year</b>	<b>620,473</b>	-	-	-	-	<b>620,473</b>

**School District  
Statement of Financial Information (SOFI)**

**School District No. 92 (Nisga'a)**

**Fiscal Year Ended June 30, 2022**

**SCHEDULE OF DEBT**

**NIL**

Prepared as required by *Financial Information Regulation*, Schedule 1, section 4

**School District  
Statement of Financial Information (SOFI)**

**School District No. 92 (Nisga'a)**

**Fiscal Year Ended June 30, 2022**

**SCHEDULE OF GUARANTEE AND INDEMNITY AGREEMENTS**

School District No.92 (Nisga'a) has not given any guarantee or indemnity under the Guarantees and Indemnities Regulation.

Prepared as required by *Financial Information Regulation*, Schedule 1, section 5

**School District  
Statement of Financial Information (SOFI)**

**School District No. 92 (Nisga'a)**

**Fiscal Year Ended June 30, 2022**

**STATEMENT OF SEVERANCE AGREEMENTS**

There were no severance agreements made between School District No.92 (Nisga'a) and its non-unionized employees during fiscal year 2021-2022.

Prepared as required by *Financial Information Regulation*, Schedule 1, subsection 6(7)

School District 92 (Nisga'a)  
SCHEDULE OF REMUNERATION AND EXPENSE  
YEAR ENDED JUNE 30,2022

NAME	POSITION	REMUNERATION	EXPENSE
-----			
ELECTED OFFICIALS :			
Azak, Alvin	TRUSTEES	10,634.04	1,580.16
Davis, Elsie	TRUSTEES	11,917.92	10,329.06
Hayduk, Norm	TRUSTEES	10,706.04	2,951.04
Ousey, Charlene	TRUSTEES	10,634.04	2,942.36
Stevens, Floyd	TRUSTEES	11,269.92	2,640.20
		-----	-----
TOTAL ELECTED OFFICIALS		55,161.96	20,442.82
DETAILED EMPLOYEES > 75,000.00 :			
Azak, Cecilia	TEACHER	97,258.52	
Azak, Derek	TEACHER	96,915.94	
Azak, Tanya	Principal/Vice Princ	137,042.64	1,446.78
Beardsell, Sara J.	TEACHER	89,100.32	58.31
Borosa, Jacqueline	TEACHER, Vice Princi	125,432.34	865.36
Burke, Seana	TEACHER	104,761.95	1,017.27
Cullen, Sharon	TEACHER	105,768.22	664.39
Dash, Derek	TEACHER	81,208.37	874.76
David, Patrick	TEACHER	89,712.71	1,406.68
Doolan, Rosetta	TEACHER, Vice Princi	108,854.35	3,550.83
Gosnell, Keith	TEACHER, TTOC CERTIF	93,130.70	177.99
Griffin, Lena	TEACHER	103,451.10	
Hansen, Kim	TEACHER	111,818.34	
Jensen, Jill	EDUCATION ADMINISTRA	182,658.36	3,767.72
Jorda Juanos, Olga	TEACHER	88,399.70	870.53
Koebel, Mark	Principal/Vice Princ	148,677.12	1,520.62
Krom, Janneke	TEACHER	94,993.86	133.38
McKay, Jessica	TEACHER, Principal/V	85,178.00	921.40
McKay, Peter	Principal/Vice Princ	146,520.59	
McMillan, Teresa	TEACHER, TTOC CERTIF	96,790.14	240.89
Morgan, Vanessa	TEACHER	109,546.57	3,691.01
Newman, Lois	TEACHER	98,957.06	
Nyathi, Nomculelo	BUSINESS ADMINISTRAT	75,896.40	1,680.83
Peal, Charity	TEACHER, Principal/V	127,019.04	2,499.44
Peal, Charmaine	TEACHER, TTOC CERTIF	90,110.49	
Percival, Floyd	BUSINESS ADMINISTRAT	93,366.02	
Reilly, Erin	TEACHER	105,327.46	359.56
Robinson, Dena	BUSINESS ADMINISTRAT	80,640.24	67.14
Robinson, Lavita	Principal/Vice Princ	126,555.50	51.97
Swin, Martha	Principal/Vice Princ	140,922.00	1,845.45
Tait, Larry	TEACHER	86,197.88	
Tanner, Kory	BUSINESS ADMINISTRAT	178,469.07	485.91
White, Angella	TEACHER	105,827.81	3,593.02
Wilson, Linda	TEACHER	96,790.14	244.14
Yin-Cheng, Man Hon	TEACHER	76,903.13	436.61
		-----	-----
TOTAL DETAILED EMPLOYEES > 75,000.00		3,780,202.08	32,471.99
TOTAL EMPLOYEES <= 75,000.00		2,280,215.73	84,835.49
		=====	=====

11/01/22 12:41:48  
SDS GUI

School District 92 (Nisga'a)  
SCHEDULE OF REMUNERATION AND EXPENSE  
YEAR ENDED JUNE 30,2022

PAGE 2  
ACR01C41

NAME	POSITION	REMUNERATION	EXPENSE
-----		-----	-----
TOTAL		6,115,579.77	137,750.30
TOTAL EMPLOYER PREMIUM FOR CPP/EI			306,981.08

11/01/22 12:41:50  
SDS GUI

School District 92 (Nisga'a)  
SCHEDULE OF PAYMENTS FOR GOODS AND SERVICE  
YEAR ENDED JUNE 30,2022

PAGE 1  
ACR01C42

VENDOR NAME

EXPENSE

-----  
DETAILED VENDORS > 25,000.00 :

1326544BC LIMITED	40,419.77
ACADIA NORTHWEST MECHANICAL INC.	143,178.11
ALL-WEST GLASS - PG	408,637.52
APPLE CANADA INC. C3120	62,743.27
BC HYDRO & POWER AUTHORITY	279,296.03
BOW VALLEY MACHINE SHOP LIMITED	72,696.77
BULKLEY-STIKINE JANITORS' WAREHOUSE	41,090.59
CALVIN MCNEIL	39,741.77
COAST MOUNTAIN COLLEGE	55,099.15
COAST MOUNTAINS SCHOOL DISTRICT 82	89,492.27
D. GREENING WOODWORKS	70,287.98
DESJARDINS FINANCIAL SECURITY	35,575.36
EARLY LEARNING INC	53,412.50
EMCO CORPORATION	31,532.39
GREENING BROTHERS CONTRACTING INC	44,981.80
HADRIAN EDUCATIONAL CONSULTING	30,874.36
KONDOLAS FURNITURE	109,068.14
Municipal Pension Plan	151,310.02
N. HARRIS COMPUTER CORPORATION	76,210.98
NORTHWEST FUELS	83,697.04
PACIFIC BLUE CROSS	105,565.44
PEBT IN TRUST	46,725.26
ROYAL MOUNTAIN LOCK & KEY	33,991.49
Receiver General for Canada (EHT)	118,963.04
SILVERTIP PROMOTIONS	54,129.22
STAPLES PROFESSIONAL	65,369.94
STATION ONE ARCHITECTS	286,870.42
TECHNICON INDUSTRIES LTD	745,084.73
TERRACE BUILDERS CENTRE LTD.	71,482.37
Teachers Pension Plan	411,122.24

TOTAL DETAILED VENDORS > 25,000.00

-----  
3,858,649.97

TOTAL VENDORS <= 25,000.00

1,182,532.20

TOTAL PAYMENTS FOR THE GOODS AND SERVICES

=====

5,041,182.17

11/01/22 12:41:53

SDS GUI

School District 92 (Nisga'a)  
PAYMENT TO FINANCIAL STATEMENT RECONCILIATION  
YEAR ENDED JUNE 30,2022PAGE 1  
ACR01C43SCHEDULED PAYMENTS  
-----

REMUNERATION	6,115,579.77
EMPLOYEE EXPENSES	137,750.30
EMPLOYER CPP/EI	306,981.08
PAYMENTS FOR GOODS AND SERVICES	5,041,182.17
TOTAL SCHEDULED PAYMENTS	11,601,493.32

RECONCILIATION ITEMS  
-----

NONCASH ITEMS:	
ACCOUNTS PAYABLE ACCRUALS	227,288.00-
PAYROLL ACCRUALS	6,770.00
INVENTORIES AND PREPAIDS	21,496.00
PAYMENTS INCLUDED:	
TAXABLE BENEFITS	20,823.67-
OTHER:	
THIRD PARTY RECOVERIES	0.00
GST/HST REBATE	109,823.02-
RECOVERIES OF EXPENSES	2,797.84-
MISCELLANEOUS	1,118,313.79-
TOTAL RECONCILIATION ITEMS	1,450,780.32-

FINANCIAL STATEMENT EXPENDITURES  
-----

OPERATING FUND	7,432,579.00
TRUST FUND	2,121,365.00
CAPITAL FUND	596,769.00
TOTAL FINANCIAL STATEMENT EXPENDITURES	10,150,713.00

BALANCE

=====

0.00