



**BOARD OF EDUCATION
OF
SCHOOL DISTRICT NO. 36
(SURREY)**

**STATEMENT OF FINANCIAL INFORMATION
FOR THE YEAR ENDED JUNE 30, 2022**

**School District
Statement of Financial Information (SOFI)
Board of Education of School District No. 36 (Surrey)
Fiscal Year Ended June 30, 2022**

TABLE OF CONTENTS

Documents are arranged in the following order:

1. Approval of Statement of Financial Information
2. Financial Information Act Submission Checklist
3. Management Report
4. Audited Financial Statements
5. Schedule of Debt
6. Schedule of Guarantee and Indemnity Agreements
7. Schedule of Remuneration and Expenses including:
 - Statement of Severance Agreements
 - Reconciliation or explanation of differences to Audited Financial Statements
8. Schedule of Payments for the Provision of Goods and Services including:
 - Reconciliation or explanation of differences to Audited Financial Statements



Ministry
of Education

SCHOOL DISTRICT STATEMENT OF FINANCIAL INFORMATION (SOFI)

6049

SCHOOL DISTRICT NUMBER 36	NAME OF SCHOOL DISTRICT Surrey	YEAR 2021/2022
OFFICE LOCATION(S) 14033 - 92 Avenue		TELEPHONE NUMBER 604-596-7733
MAILING ADDRESS same as above		
CITY Surrey	PROVINCE BC	POSTAL CODE V3V 0B7
NAME OF SUPERINTENDENT Mr. Mark Pearmain		TELEPHONE NUMBER 604-596-7733
NAME OF SECRETARY TREASURER Mr. Jon Harding		TELEPHONE NUMBER 604-596-7733

DECLARATION AND SIGNATURES

We, the undersigned, certify that the attached is a correct and true copy of the Statement of Financial Information for the year ended
June 30, 2022

for School District No. **36** as required under Section 2 of the Financial Information Act.

SIGNATURE OF CHAIRPERSON OF THE BOARD OF EDUCATION	DATE SIGNED 2022-12-12
SIGNATURE	DATE SIGNED 2022-12-12
SIGNATURE	DATE SIGNED 2022-12-12
EDUC. C.	

Statement of Financial Information for Year Ended June 30, 2022

Financial Information Act-Submission Checklist

		<i>Due Date</i>
a)	√ A statement of assets and liabilities (audited financial statements).	<i>September 30</i>
b)	√ An operational statement including, i) a Statement of Income and ii) a Statement of Changes in Financial Position, or, if omitted, an explanation in the Notes to Financial Statements (audited financial statements)	<i>September 30</i>
c)	√ A schedule of debts (audited financial statements).	<i>September 30</i>
d)	√ A schedule of guarantee and indemnity agreements including the names of the entities involved and the amount of money involved. (Note: Nil schedules can be submitted December 31).	<i>September 30</i>
e)	√ A schedule of remuneration and expenses, including: i) an alphabetical list of employees earning over \$75,000, the total amount of expenses paid to or on behalf of each employee for the year reported and a consolidated total for employees earning under \$75,000. If the total wages and expenses differ from the audited financial statements, an explanation is required. √ ii) a list by name and position of Board Members with the amount of any salary and expenses paid to or on behalf of the member √ iii) the number of severance agreements started during the fiscal year and the range of months' pay covered by the agreement, in respect of excluded employees. If there are no agreements to report, an explanation is required	<i>December 31</i>
f)	√ An alphabetical list of suppliers receiving over \$25,000 and a consolidated total for those suppliers receiving less than \$25,000. If the total differs from the Audited Financial Statements, an explanation is required.	<i>December 31</i>
g)	√ Approval of Statement of Financial Information.	<i>December 31</i>
h)	√ A management report approved by the Chief Financial Officer	<i>December 31</i>

Board of Education of School District Number 36, (Surrey)

**School District
Statement of Financial Information (SOFI)**

Board of Education of School District No. 36 (Surrey)

Fiscal Year Ended June 30, 2022



MANAGEMENT REPORT

The Financial Statements contained in this Statement of Financial Information under the *Financial Information Act* have been prepared by management in accordance with Canadian generally accepted accounting principles and the integrity and objectivity of these statements are management's responsibility.

Management is also responsible for all other schedules of financial information and for ensuring this information is consistent, where appropriate, with the information contained in the financial statements and for implementing and maintaining a system of internal controls to provide reasonable assurance that reliable financial information is produced.

The Board of Education is responsible for ensuring that management fulfills its responsibilities for financial reporting and internal control and for approving the financial information included in the Statement of Financial Information.

The external auditors, Grant Thornton LLP, conduct an independent examination, in accordance with generally accepted auditing standards, and express their opinion on the financial statements as required by the *School Act*. Their examination does not relate to the other schedules of financial information required by the *Financial Information Act*. Their examination includes a review and evaluation of the board's system of internal control and appropriate tests and procedures to provide reasonable assurance that the financial statements are presented fairly.

		lf of School District No.36 (Surrey)
M		_____
		tendent
M		_____
		Treasurer

Prepared as required by *Financial Information Regulation*, Schedule 1, section 9



Audited Financial Statements of
School District No. 36 (Surrey)
June 30, 2022

School District No. 36 (Surrey)

June 30, 2022

Table of Contents

Management Report	1
Independent Auditors' Report	2-4
Statement of Financial Position - Statement 1	5
Statement of Operations - Statement 2	6
Statement of Changes in Net Debt - Statement 4	7
Statement of Cash Flows - Statement 5	8
Notes to the Financial Statements	9-29
Schedule of Changes in Accumulated Surplus (Deficit) by Fund - Schedule 1 (Unaudited)	30
Schedule of Operating Operations - Schedule 2 (Unaudited)	31
Schedule 2A - Schedule of Operating Revenue by Source (Unaudited)	32
Schedule 2B - Schedule of Operating Expense by Object (Unaudited)	33
Schedule 2C - Operating Expense by Function, Program and Object (Unaudited)	34
Schedule of Special Purpose Operations - Schedule 3 (Unaudited)	36
Schedule 3A - Changes in Special Purpose Funds and Expense by Object (Unaudited)	37
Schedule of Capital Operations - Schedule 4 (Unaudited)	42
Schedule 4A - Tangible Capital Assets (Unaudited)	43
Schedule 4B - Tangible Capital Assets - Work in Progress (Unaudited)	44
Schedule 4C - Deferred Capital Revenue (Unaudited)	45
Schedule 4D - Changes in Unspent Deferred Capital Revenue (Unaudited)	46

School District No. 36 (Surrey)

MANAGEMENT REPORT

Version: 7124-6378-4395

Management's Responsibility for the Financial Statements.

The accompanying financial statements of School District No. 36 (Surrey) have been prepared by management in accordance with the accounting requirements of Section 23.1 of the Budget Transparency and Accountability Act of British Columbia, supplemented by Regulations 257/2010 and 198/2011 issued by the Province of British Columbia Treasury Board, and the integrity and objectivity of these statements are management's responsibility. Management is also responsible for all of the notes to the financial statements and schedules, and for ensuring that this information is consistent, where appropriate, with the information contained in the financial statements.


The preparation of financial statements necessarily involves the use of estimates based on management's judgment particularly when transactions affecting the current accounting period cannot be finalized with certainty until future periods.

Management is also responsible for implementing and maintaining a system of internal controls to provide reasonable assurance that assets are safeguarded, transactions are properly authorized and reliable financial information is produced.

The Board of Education of School District No. 36 (Surrey) (called the "Board") is responsible for ensuring that management fulfills its responsibilities for financial reporting and internal control and exercises these responsibilities through the Board. The Board reviews internal financial statements on a monthly basis and externally audited financial statements yearly.

The external auditors, Grant Thornton LLP, conduct an independent examination, in accordance with Canadian generally accepted auditing standards, and express their opinion on the financial statements. The external auditors have full and free access to financial management of School District No. 36 (Surrey) and meet when required. The accompanying Independent Auditors' Report outlines their responsibilities, the scope of their examination and their opinion on the School District's financial statements.

On behalf of School District No. 36 (Surrey)



2022-09-14

Date Signed

2022-09-14

Date Signed

2022-09-14

Date Signed

Independent Auditor's Report

Grant Thornton LLP

Suite 1600
333 Seymour Street
Vancouver, BC
V6B 0A4

T +1 604 687 2711
F +1 604 685 6569
www.GrantThornton.ca

To the Board of Education of School District No. 36 (Surrey) and
the Ministry of Education of the Province of British Columbia:

Opinion

We have audited the accompanying financial statements of School District No. 36 (Surrey) (the "School District"), which comprise the statement of financial position as at June 30, 2022, and the statements of operations, changes in net financial assets (debt) and cash flows for the year then ended, and notes to the financial statements, including a summary of significant accounting policies.

In our opinion, the financial statements of the School District for the year ended June 30, 2022 are prepared, in all material respects, in accordance with Section 23.1 of the Budget Transparency and Accountability Act of the Province of British Columbia.

Basis for opinion

We conducted our audit in accordance with Canadian generally accepted auditing standards. Our responsibilities under those standards are further described in the *Auditor's Responsibilities for the Audit of the Financial Statements* section of our report. We are independent of the School District in accordance with the ethical requirements that are relevant to our audit of the financial statements in Canada, and we have fulfilled our other ethical responsibilities in accordance with these requirements. We believe that the audit evidence we have obtained is sufficient and appropriate to provide a basis for our opinion.

Emphasis of matter

Without modifying our opinion, we draw attention to Note 2 to the financial statements, which describes the basis of accounting and the significant differences between such basis of accounting and Canadian public sector accounting standards.

Other matter – supplementary information

We draw attention to the fact that the supplementary information included in Schedules 1 to 4 do not form part of the financial statements. We have not audited or reviewed this supplementary information and, accordingly, we do not express an opinion, a review conclusion or any other form of assurance on this supplementary information.

Other information

Management is responsible for the other information. The other information comprises the information included in the Annual Financial Report Discussion and Analysis for the year-ended June 30, 2022, but does not include the financial statements and our auditor's report thereon.

Our opinion on the financial statements does not cover the other information and we do not express any form of assurance conclusion thereon.

In connection with our audit of the financial statements, our responsibility is to read the other information and, in doing so, consider whether the other information is materially inconsistent with the financial statements or our knowledge obtained in the audit or otherwise appears to be materially misstated. If, based on the work we have performed, we conclude that there is a material misstatement of this other information, we are required to report that fact. We have nothing to report in this regard.

Responsibilities of management and those charged with governance for the financial statements

Management is responsible for the preparation of these financial statements in accordance with Section 23.1 of the Budget Transparency and Accountability Act of the Province of British Columbia, and for such internal control as management determines is necessary to enable the preparation of financial statements that are free from material misstatement, whether due to fraud or error.

In preparing the financial statements, management is responsible for assessing the School District's ability to continue as a going concern, disclosing, as applicable, matters related to a going concern and using the going concern basis of accounting unless management either intends to liquidate the School District or to cease operations, or has no realistic alternative but to do so.

Those charged with governance are responsible for overseeing the School District's financial reporting process.

Auditor's responsibilities for the audit of the financial statements

Our objectives are to obtain reasonable assurance about whether the financial statements as a whole are free from material misstatement, whether due to fraud or error, and to issue an auditor's report that includes our opinion. Reasonable assurance is a high level of assurance, but is not a guarantee that an audit conducted in accordance with Canadian generally accepted auditing standards will always detect a material misstatement when it exists. Misstatements can arise from fraud or error and are considered material if, individually or in the aggregate, they could reasonably be expected to influence the economic decisions of users taken on the basis of these financial statements.

As part of an audit in accordance with Canadian generally accepted auditing standards, we exercise professional judgment and maintain professional skepticism throughout the audit. We also:

- Identify and assess the risks of material misstatement of the financial statements, whether due to fraud or error, design and perform audit procedures responsive to those risks, and obtain audit evidence that is sufficient and appropriate to provide a basis for our opinion. The risk of not detecting a material misstatement resulting from fraud is higher than for one resulting from error, as fraud may involve collusion, forgery, intentional omissions, misrepresentations, or the override of internal control.
- Obtain an understanding of internal control relevant to the audit in order to design audit procedures that are appropriate in the circumstances, but not for the purpose of expressing an opinion on the effectiveness of the School District's internal control.
- Evaluate the appropriateness of accounting policies used and the reasonableness of accounting estimates and related disclosures made by management.
- Conclude on the appropriateness of management's use of the going concern basis of accounting and, based on the audit evidence obtained, whether a material uncertainty exists related to events or conditions that may cast significant doubt on the School District's ability to continue as a going concern. If we conclude that a material uncertainty exists, we are required to draw attention in our auditor's report to the related disclosures in the financial statements or, if such disclosures are inadequate, to modify our opinion. Our conclusions are based on the audit evidence obtained up to the date of our auditor's report. However, future events or conditions may cause the School District to cease to continue as a going concern.

We communicate with those charged with governance regarding, among other matters, the planned scope and timing of the audit and significant audit findings, including any significant deficiencies in internal control that we identify during our audit.

Vancouver, Canada
September 14, 2022

Grant Thornton LLP

Chartered Professional Accountants

School District No. 36 (Surrey)

Statement of Financial Position

As at June 30, 2022

	2022 Actual \$	2021 Actual \$
Financial Assets		
Cash and Cash Equivalents	170,451,709	170,209,473
Accounts Receivable		
Due from Province - Ministry of Education and Child Care	10,043,095	11,548,075
Due from First Nations		84,483
Other (Note 4)	7,699,222	6,570,476
Land held for sale		2,200,000
Total Financial Assets	188,194,026	190,612,507
Liabilities		
Accounts Payable and Accrued Liabilities		
Other (Note 5)	20,757,201	25,880,003
Unearned Revenue (Note 6)	11,428,990	9,220,572
Deferred Revenue (Note 7)	12,701,078	9,766,334
Deferred Capital Revenue (Note 8)	779,678,677	732,557,868
Employee Future Benefits (Note 9)	12,649,697	13,074,455
Other Liabilities (Note 10)	69,396,793	72,719,711
Total Liabilities	906,612,436	863,218,943
Net Debt	(718,418,410)	(672,606,436)
Non-Financial Assets		
Tangible Capital Assets (Note 12)	1,352,272,206	1,304,894,669
Prepaid Expenses	2,268,390	2,010,622
Total Non-Financial Assets	1,354,540,596	1,306,905,291
Accumulated Surplus (Deficit)	636,122,186	634,298,855
Contractual Obligations (Note 15, 16)		
Contingent Liabilities (Note 17)		

Approved by the Board



Date Signed

Date Signed

Date Signed

School District No. 36 (Surrey)

Statement 2

Statement of Operations

Year Ended June 30, 2022

	2022 Budget	2022 Actual	2021 Actual
	\$	\$	\$
Revenues			
Provincial Grants			
Ministry of Education and Child Care	801,895,158	800,523,888	817,368,723
Other	708,068	1,278,406	1,131,668
Municipal Grants Spent on Sites			52
Federal Grants	2,886,328	2,787,204	2,886,515
Tuition	11,348,326	11,640,585	12,334,462
Other Revenue	13,272,295	17,062,611	10,677,684
Rentals and Leases	2,727,396	2,915,786	817,936
Investment Income	1,056,000	1,410,833	1,703,953
Gain (Loss) on Disposal of Tangible Capital Assets	27,933,827	27,933,827	63,500
Amortization of Deferred Capital Revenue	31,463,971	31,377,496	27,916,494
Total Revenue	893,291,369	896,930,636	874,900,987
Expenses			
Instruction	747,680,940	746,918,686	716,908,388
District Administration	19,686,519	16,530,056	15,336,142
Operations and Maintenance	131,894,136	124,355,346	125,789,164
Transportation and Housing	7,162,056	7,303,217	6,643,427
Total Expense	906,423,651	895,107,305	864,677,121
Surplus (Deficit) for the year	(13,132,282)	1,823,331	10,223,866
Accumulated Surplus (Deficit) from Operations, beginning of year		634,298,855	624,074,989
Accumulated Surplus (Deficit) from Operations, end of year		636,122,186	634,298,855

School District No. 36 (Surrey)

Statement 4

Statement of Changes in Net Debt

Year Ended June 30, 2022

	2022 Budget	2022 Actual	2021 Actual
	\$	\$	\$
Surplus (Deficit) for the year	<u>(13,132,282)</u>	<u>1,823,331</u>	<u>10,223,866</u>
Effect of change in Tangible Capital Assets			
Acquisition of Tangible Capital Assets	(130,082,532)	(92,352,214)	(116,262,059)
Amortization of Tangible Capital Assets	44,995,665	44,974,677	41,480,840
Reclassification of land held for resale			2,200,000
Total Effect of change in Tangible Capital Assets	<u>(85,086,867)</u>	<u>(47,377,537)</u>	<u>(72,581,219)</u>
Acquisition of Prepaid Expenses		(2,268,390)	(2,010,622)
Use of Prepaid Expenses		2,010,622	1,864,969
Total Effect of change in Other Non-Financial Assets	<u>-</u>	<u>(257,768)</u>	<u>(145,653)</u>
(Increase) Decrease in Net Debt, before Net Remeasurement Gains (Losses)	<u>(98,219,149)</u>	<u>(45,811,974)</u>	<u>(62,503,006)</u>
Net Remeasurement Gains (Losses)			
(Increase) Decrease in Net Debt		<u>(45,811,974)</u>	<u>(62,503,006)</u>
Net Debt, beginning of year		<u>(672,606,436)</u>	<u>(610,103,430)</u>
Net Debt, end of year		<u><u>(718,418,410)</u></u>	<u><u>(672,606,436)</u></u>

School District No. 36 (Surrey)

Statement 5

Statement of Cash Flows
Year Ended June 30, 2022

	2022 Actual \$	2021 Actual \$
Operating Transactions		
Surplus (Deficit) for the year	1,823,331	10,223,866
Changes in Non-Cash Working Capital		
Decrease (Increase)		
Accounts Receivable	460,717	3,045,098
Prepaid Expenses	(257,768)	(145,653)
Increase (Decrease)		
Accounts Payable and Accrued Liabilities	(5,122,802)	(1,893,121)
Unearned Revenue	2,208,418	(4,062,351)
Deferred Revenue	2,934,744	(135,019)
Employee Future Benefits	(424,758)	(423,847)
Other Liabilities	(3,322,918)	4,119,024
Loss (Gain) on Disposal of Tangible Capital Assets	(27,933,827)	(63,500)
Amortization of Tangible Capital Assets	44,974,677	41,480,840
Amortization of Deferred Capital Revenue	(31,377,496)	(27,916,494)
Recognition of Deferred Capital Revenue Spent on Sites	395,594	(3,444,525)
Total Operating Transactions	(15,642,088)	20,784,318
Capital Transactions		
Tangible Capital Assets Purchased	(45,555,423)	(76,780,660)
Tangible Capital Assets -WIP Purchased	(46,796,791)	(39,481,399)
District Portion of Proceeds on Disposal	30,133,827	63,500
Total Capital Transactions	(62,218,387)	(116,198,559)
Financing Transactions		
Capital Revenue Received	78,888,938	94,512,269
Reclassified Prior Year Expenditures to Local Capital	(786,227)	
Total Financing Transactions	78,102,711	94,512,269
Net Increase (Decrease) in Cash and Cash Equivalents	242,236	(901,972)
Cash and Cash Equivalents, beginning of year	170,209,473	171,111,445
Cash and Cash Equivalents, end of year	170,451,709	170,209,473
Cash and Cash Equivalents, end of year, is made up of:		
Cash	170,451,709	170,209,473
	170,451,709	170,209,473

School District No. 36 (Surrey)

Notes to Financial Statements

Year Ended June 30, 2022

NOTE 1 AUTHORITY AND PURPOSE

The School District operates under authority of the School Act of British Columbia as a corporation under the name of "The Board of Education of School District No. 36 (Surrey)" and operates as "School District No. 36 (Surrey)". A board of education ("the Board") is elected for a four-year term and governs the School District. The School District provides educational programs to students enrolled in its schools in the cities of Surrey and White Rock and is principally funded by the Province of British Columbia through the Ministry of Education. School District No. 36 (Surrey) is exempt from federal and provincial corporate income taxes.

The COVID-19 outbreak was declared a pandemic by the World Health Organization in March 2020 and has had a significant financial, market and social dislocating impact worldwide. Under direction of the Provincial Health Officer, all school districts followed a modified in-class instruction delivery model and adopted new health and safety guidelines for the fiscal year as needed.

The ongoing impact of the pandemic presents uncertainty over future cash flows, may have a significant impact on future operations including decreases in revenue, impairment of receivables, reduction in investment income and delays in completing capital project work. As the situation is dynamic and the ultimate duration and magnitude of the impact are not known, an estimate of the future financial effect on the School District is not practicable at this time.

NOTE 2 SUMMARY OF SIGNIFICANT ACCOUNTING POLICIES

a) Basis of Accounting

These financial statements have been prepared in accordance with Section 23.1 of the *Budget Transparency and Accountability Act of the Province of British Columbia*. This Section requires that the financial statements be prepared in accordance with Canadian public sector accounting standards except in regard to the accounting for government transfers as set out in Notes 2(f) and 2(m).

In November 2011, Treasury Board provided a directive through Restricted Contributions Regulation 198/2011 providing direction for the reporting of restricted contributions whether they are received or receivable by the School District before or after this regulation was in effect.

As noted in Notes 2 (f) and 2 (m), Section 23.1 of the *Budget Transparency and Accountability Act* and its related regulations require the School District to recognize government transfers for the acquisition of capital assets into revenue on the same basis as the related amortization expense.

As these transfers do not contain stipulations that create a liability, Canadian public sector accounting standards would require that:

- government transfers, which do not contain a stipulation that creates a liability, be recognized as revenue by the recipient when approved by the transferor and the eligibility criteria have been met in accordance with public sector accounting standard PS3410; and
- externally restricted contributions be recognized as revenue in the period in which the resources are used for the purpose or purposes specified in accordance with public sector accounting standard PS3100.

The impact of this difference on the financial statements of the School District is as follows:

School District No. 36 (Surrey)

Notes to Financial Statements

Year Ended June 30, 2022

NOTE 2 SUMMARY OF SIGNIFICANT ACCOUNTING POLICIES *(Continued)*

a) Basis of Accounting (cont'd)

Year-ended June 30, 2022 - increase in annual surplus by \$49,614,307.

June 30, 2022 - increase in accumulated surplus by \$775,282,079, a decrease in deferred revenue by \$6,823,860 and a decrease in deferred capital revenue by \$768,458,219.

Year-ended June 30, 2021 - increase in annual surplus by \$63,016,231.

June 30, 2021 - increase in accumulated surplus by \$725,667,772, a decrease in deferred revenue by \$4,322,529 and a decrease in deferred capital revenue by \$721,345,243.

b) Cash and Cash Equivalents

Cash and cash equivalents include cash on hand balances on deposit in financial institutions that are readily convertible to known amounts of cash and that are subject to an insignificant risk of change in value. These cash equivalents generally have a maturity of three months or less at acquisition and are held for the purpose of meeting short-term cash commitments rather than for investing.

c) Accounts Receivable

Accounts receivable are measured at amortized cost and shown net of allowance for doubtful accounts.

d) Portfolio Investments

Investments in GIC's, term deposits, bonds and other investments held by the School District that are not quoted in an active market are reported at cost or amortized cost.

As at June 30, 2022, the School District did not hold any investments in portfolio investments.

e) Unearned Revenue

Unearned revenue includes tuition fees received for courses to be delivered in future periods and receipt of proceeds for services or products to be delivered in a future period. Revenue will be recognized in that future period when the courses, services, or products are provided.

f) Deferred Revenue and Deferred Capital Revenue

Deferred revenue includes both government transfers and other contributions received with stipulations that meet the description of restricted contributions in the Restricted Contributions Regulation 198/2011 issued by Treasury Board. When restrictions are met, deferred revenue is recognized as revenue in the fiscal year in a manner consistent with the circumstances and evidence used to support the initial recognition of the contributions received as a liability as detailed in Note 2(m).

Funding received for the acquisition of depreciable tangible capital assets is recorded as deferred capital revenue and amortized over the life of the asset acquired as revenue in the statement of operations. This accounting treatment is not consistent with the requirements of Canadian public sector accounting standards which require that government transfers be recognized as revenue when approved by the transferor and eligibility criteria have been met unless the transfer contains a stipulation that creates a liability in which case the transfer is recognized as revenue over the period that the liability is extinguished. See Note 2(a) for the impact of this policy on these financial statements.

School District No. 36 (Surrey)

Notes to Financial Statements

Year Ended June 30, 2022

NOTE 2 SUMMARY OF SIGNIFICANT ACCOUNTING POLICIES *(Continued)*

g) Employee Future Benefits

The School District provides certain post-employment benefits including vested and non-vested benefits for certain employees pursuant to certain contracts and union agreements.

The School District accrues its obligations and related costs including both vested and non-vested benefits under employee future benefit plans. Benefits include vested sick leave, accumulating non-vested sick leave, early retirement, retirement/severance, vacation, overtime and death benefits. The benefits cost is actuarially determined using the projected unit credit method pro-rated on service and using management's best estimate of expected salary escalation, termination rates, retirement rates and mortality. The discount rate used to measure obligations is based on the cost of borrowing. The cumulative unrecognized actuarial gains and losses are amortized over the expected average remaining service lifetime (EARSL) of active employees covered under the plan.

The most recent valuation of the obligation was performed at March 31, 2022 and projected to March 31, 2025. The next valuation will be performed at March 31, 2025 for use at June 30, 2025. For the purposes of determining the financial position of the plans and the employee future benefit costs, a measurement date of March 31 was adopted for all periods subsequent to July 1, 2004.

The School District and its employees make contributions to the Teachers' Pension Plan and Municipal Pension Plan. The plans are multi-employer plans where assets and obligations are not separated. The costs are expensed as incurred.

h) Prepaid Expenses

Materials and supplies held in central stores for use within the School District are included as a prepaid expense and stated at acquisition cost and are charged to expense over the periods expected to benefit.

i) Funds and Reserves

Certain amounts, as approved by the Board are set aside in accumulated surplus for future operating and capital purposes. Transfers to and from funds and reserves are an adjustment to the respective fund when approved (see Notes 13 – Interfund Transfers and Note 20 – Internally Restricted – Operating Fund).

j) Liability for Contaminated Sites

Contaminated sites are a result of contamination being introduced into air, soil, water or sediment of a chemical, organic or radioactive material or live organism that exceeds an environmental standard. The liability is recorded net of any expected recoveries. A liability for remediation of contaminated sites is recognized when a site is not in productive use and all the following criteria are met:

- an environmental standard exists;
- contamination exceeds the environmental standard;
- the School District:
 - is directly responsible; or
 - accepts responsibility;
- it is expected that future economic benefits will be given up; and
- a reasonable estimate of the amount can be made.

The liability is recognized as management's estimate of the cost of post-remediation including operation, maintenance and monitoring that are an integral part of the remediation strategy for a contaminated site.

School District No. 36 (Surrey)

Notes to Financial Statements

Year Ended June 30, 2022

NOTE 2 SUMMARY OF SIGNIFICANT ACCOUNTING POLICIES *(Continued)*

k) Tangible Capital Assets

The following criteria apply:

- Tangible capital assets acquired or constructed are recorded at cost which includes amounts that are directly related to the acquisition, design, construction, development, improvement or betterment of the assets. Cost also includes overhead directly attributable to construction as well as interest costs that are directly attributable to the acquisition or construction of the asset.
- Donated tangible capital assets are recorded at their fair market value on the date of donation, except in circumstances where fair value cannot be reasonably determined, which are then recognized at nominal value. Transfers of capital assets from related parties are recorded at carrying value.
- Work-in-progress is recorded as an acquisition to the applicable asset class at substantial completion.
- Tangible capital assets are written down to residual value when conditions indicate they no longer contribute to the ability of the School District to provide services or when the value of future economic benefits associated with the sites and buildings are less than their net book value. The write-downs are accounted for as expenses in the Statement of Operations.
- Buildings that are demolished or destroyed are written-off.
- Works of art, historic assets and other intangible assets are not recorded as assets in these financial statements.
- The cost, less residual value, of tangible capital assets (excluding sites), is amortized on a straight-line basis over the estimated useful life of the asset. It is management's responsibility to determine the appropriate useful lives for tangible capital assets. These useful lives are reviewed on a regular basis or if significant events initiate the need to revise. Estimated useful life is as follows:

Buildings	40 years
Furniture & Equipment	10 years
Vehicles	10 years
Computer Software	5 years
Computer Hardware	5 years

l) Capital Leases

Leases that, from the point of view of the lessee, transfer substantially all the benefits and risks incident to ownership of the property to the School District are considered capital leases. These are accounted for as an asset and an obligation. Capital lease obligations are recorded at the present value of the minimum lease payments excluding executor costs, e.g., insurance, maintenance costs, etc. The discount rate used to determine the present value of the lease payments is the lower of the School District's rate for incremental borrowing or the interest rate implicit in the lease.

All other leases are accounted for as operating leases and the related payments are charged to expenses as incurred.

m) Revenue Recognition

Revenues are recognized in the period in which the transactions or events occurred that gave rise to the revenues. All revenues are recorded on an accrual basis, except when the accruals cannot be determined with a reasonable degree of certainty or when their estimation is impracticable.

School District No. 36 (Surrey)

Notes to Financial Statements

Year Ended June 30, 2022

NOTE 2 SUMMARY OF SIGNIFICANT ACCOUNTING POLICIES *(Continued)*

m) Revenue Recognition (cont'd)

Contributions received or where eligibility criteria have been met are recognized as revenue except where the contribution meets the criteria for deferral as described below. Eligibility criteria are the criteria that the School District has to meet in order to receive the contributions including authorization by the transferring government.

For contributions subject to a legislative or contractual stipulation or restriction as to their use, revenue is recognized as follows:

- Non-capital contributions for specific purposes are recorded as deferred revenue and recognized as revenue in the year related expenses are incurred,
- Contributions restricted for site acquisitions are recorded as revenue when the sites are purchased, and
- Contributions restricted for tangible capital assets acquisitions other than sites are recorded as deferred capital revenue and amortized over the useful life of the related assets.

Donated tangible capital assets other than sites are recorded at fair market value and amortized over the useful life of the assets. Donated sites are recorded as revenue at fair market value when received or receivable.

The accounting treatment for restricted contributions that are government transfers is not consistent with the requirements of Canadian public sector accounting standards which require that government transfers be recognized as revenue when approved by the transferor and eligibility criteria have been met unless the transfer contains a stipulation that meets the criteria for liability recognition in which case the transfer is recognized as revenue over the period that the liability is extinguished. See note 2 (a) for the impact of this policy on these financial statements.

Revenue related to fees or services received in advance of the fee being earned or the service is performed is deferred and recognized when the fee is earned or service performed.

Investment income is reported in the period earned. When required by the funding party or related Act, investment income earned on deferred revenue is added to the deferred revenue balance.

n) Expenditures

Expenses are reported on an accrual basis. The cost of all goods consumed and services received during the year is expensed.

- Operating expenses are reported by function, program, and object. Whenever possible, expenditures are determined by actual identification. Additional costs pertaining to specific instructional programs, such as special and aboriginal education, are allocated to these programs. All other costs are allocated to related programs.
- Actual salaries of personnel assigned to two or more functions or programs are allocated based on the time spent in each function and program. School-based clerical salaries are allocated to school administration and partially to other programs to which they may be assigned. Principals and Vice-Principals salaries are allocated to school administration and may be partially allocated to other programs to recognize their other responsibilities.
- Employee benefits and allowances are allocated to the same programs, and in the same proportions, as the individual's salary.
- Supplies and services are allocated based on actual program identification.

School District No. 36 (Surrey)

Notes to Financial Statements

Year Ended June 30, 2022

NOTE 2 SUMMARY OF SIGNIFICANT ACCOUNTING POLICIES (Continued)

o) Measurement Uncertainty

Preparation of financial statements in accordance with the basis of accounting described in Note 2(a) requires management to make estimates and assumptions that impact reported amounts of assets and liabilities at the date of the financial statements and revenues and expenses during the reporting periods. Significant areas requiring the use of management estimates relate to the potential impairment of assets, liabilities for contaminated sites, rates for amortization and estimated employee future benefits. Actual results could differ from those estimates.

p) Financial Instruments

A contract establishing a financial instrument creates, at its inception, rights and obligations to receive or deliver economic benefits. The financial assets and financial liabilities portray these rights and obligations in the financial statements. The School District recognizes a financial instrument when it becomes a party to a financial instrument contract.

Financial instruments consist of cash and cash equivalents, accounts receivable, portfolio investments, accounts payable and accrued liabilities, and other liabilities. The School District does not have any derivatives.

Except for portfolio investments in equity instruments quoted in an active market that are recorded at fair value, all financial assets and liabilities are recorded at cost or amortized cost and the associated transaction costs are added to the carrying value of these investments upon initial recognition and amortized using the effective interest rate method. Transaction costs are incremental costs directly attributable to the acquisition or issue of a financial asset or a financial liability.

All financial assets are tested annually for impairment. When financial assets are impaired, impairment losses are recorded in the statement of operations. A write-down of a portfolio investment to reflect a loss in value is not reversed for a subsequent increase in value.

For financial instruments measured using amortized cost, the effective interest rate method is used to determine interest revenue or expense.

q) Future Changes in Accounting Policies

PS 3280 Asset Retirement Obligations issued August 2018 establishes standards for recognition, measurement, presentation and disclosure of legal obligations associated with the retirement of tangible capital assets and is effective July 1, 2022. A liability will be recognized when, as at the financial reporting date:

- there is a legal obligation to incur retirement costs in relation to a tangible capital asset;
- the past transaction or event giving rise to the liability has occurred;
- it is expected that future economic benefits will be given up; and
- a reasonable estimate of the amount can be made.

Liabilities are recognized for statutory, contractual or legal obligations associated with the retirement of tangible capital assets when those obligations result from the acquisition, construction, development or normal operation of the assets. The obligations are measured initially at fair value, determined using present value methodology, and the resulting costs capitalized into the carrying amount of the related tangible capital asset. In subsequent periods, the liability is adjusted for accretion and any changes in the amount or timing of the underlying future cash flows. The capitalized asset retirement cost is amortized on the same basis as the related asset and accretion expense is included in the Statement of Operations.

School District No. 36 (Surrey)

Notes to Financial Statements

Year Ended June 30, 2022

NOTE 2 SUMMARY OF SIGNIFICANT ACCOUNTING POLICIES *(Continued)*

q) Future Changes in Accounting Policies (Cont'd)

A modified retroactive application has been recommended by Government. Management is in the process of assessing the impact of adopting this standard on the School District's financial results.

PS 3400 Revenue issued November 2018 establishes standards on how to account for and report on revenue and is effective July 1, 2023. Specifically, it differentiates between revenue arising from transactions that include performance obligations, referred to as "exchange transactions", and transactions that do not have performance obligations, referred to as "non-exchange transactions".

Revenue from transactions with performance obligations should be recognized when (or as) the School District satisfies a performance obligation by providing the promised goods or services to a payor.

Revenue from transactions with no performance obligations should be recognized when a school district:

- (a) has the authority to claim or retain an inflow of economic resources; and
- (b) identifies a past transaction or event that gives rise to an asset.

This standard may be applied retroactively or prospectively. Management is in the process of assessing the impact of adopting this standard on the School District's financial results.

NOTE 3 ECONOMIC DEPENDENCE

The operations of the School District are dependent on continued funding from the Ministry of Education and various governmental agencies to carry out its programs. These financial statements have been prepared on a going concern basis.

NOTE 4 ACCOUNTS RECEIVABLE

	June 30, 2022	June 30, 2021
Due from Federal Government	\$ 1,786,863	\$ 2,092,006
Trade accounts receivable	683,287	676,344
Payroll accounts receivable	136,615	19,774
Other accounts receivable	1,035,066	725,067
Deposits	2,873,421	1,909,438
School site acquisition charges	1,183,970	1,147,847
	<u><u>\$ 7,699,222</u></u>	<u><u>\$ 6,570,476</u></u>

School District No. 36 (Surrey)

Notes to Financial Statements

Year Ended June 30, 2022

NOTE 5 ACCOUNTS PAYABLE – OTHER

	June 30, 2022	June 30, 2021
Trade payables	\$ 12,536,035	\$ 17,099,719
Lien Holdbacks	8,046,783	8,618,151
Other	174,383	162,133
	\$ 20,757,201	\$ 25,880,003

NOTE 6 UNEARNED REVENUE

Unearned revenue as at June 30th, 2022

	Balance, June 30, 2021	Increases to Unearned Revenue	Revenue recognized in the period	Balance, June 30, 2022
	\$	\$	\$	\$
Tuition Fees	9,160,429	13,407,777	(11,640,585)	10,927,621
Rental/Lease of Facilities	60,143	3,357,012	(2,915,786)	501,369
Total	9,220,572	16,764,789	(14,556,371)	11,428,990

Unearned revenue as at June 30th, 2021

	Balance, June 30, 2020	Increases to Unearned Revenue	Revenue recognized in the period	Balance, June 30, 2021
	\$	\$	\$	\$
Tuition Fees	13,191,304	8,303,587	(12,334,462)	9,160,429
Rental/Lease of Facilities	91,619	786,460	(817,936)	60,143
Total	13,282,923	9,090,047	(13,152,398)	9,220,572

School District No. 36 (Surrey)

Notes to Financial Statements

Year Ended June 30, 2022

NOTE 7 DEFERRED REVENUE

Deferred revenue includes unspent grants and contributions received that meet the description of a restricted contribution in the Restricted Contributions Regulation 198/2011 issued by Treasury Board, i.e., the stipulations associated with those grants and contributions have not yet been fulfilled.

Deferred Revenue as at June 30th, 2022

	Balance, June 30, 2021	Contributions received	Revenue recognized in the period	Balance, June 30, 2022
	\$	\$	\$	\$
Provincial Grants - Ministry of Education	1,637,589	61,524,721	(59,251,829)	3,910,481
Provincial Grants - Other	726,265	742,368	(701,306)	767,327
Federal Grants	96,412	45,834	(39,269)	102,977
Other	7,306,068	13,814,953	(13,200,728)	7,920,293
Investment Income	-	13,016	(13,016)	-
Total	9,766,334	76,140,892	(73,206,148)	12,701,078

Deferred Revenue as at June 30th, 2021

	Balance, June 30, 2020	Contributions received	Revenue recognized in the period	Balance, June 30, 2021
	\$	\$	\$	\$
Provincial Grants - Ministry of Education	1,780,119	88,816,292	(88,958,822)	1,637,589
Provincial Grants - Other	757,165	707,868	(738,768)	726,265
Federal Grants	72,074	54,248	(29,910)	96,412
Other	7,291,995	9,022,819	(9,008,746)	7,306,068
Investment Income	-	7,371	(7,371)	-
Total	9,901,353	98,608,598	(98,743,617)	9,766,334

School District No. 36 (Surrey)

Notes to Financial Statements

Year Ended June 30, 2022

NOTE 8 DEFERRED CAPITAL REVENUE

Deferred capital revenue includes grants and contributions received that are restricted by the contributor for the acquisition of tangible capital assets that meet the description of a restricted contribution in the Restricted Contributions Regulation 198/2011 issued by Treasury Board. Once spent, the contributions are amortized into revenue over the life of the asset acquired.

	2022	2021
	\$	\$
Deferred Capital Revenue, (includes Work in progress), beginning of year, July 1st.	<u>732,557,868</u>	<u>669,406,618</u>
Increases:		
Provincial Grants - MOE	74,923,968	90,335,574
Provincial Grants - Other	-	1,341,885
Local Government Site Fees	3,082,135	2,550,208
Investment Income	96,608	75,815
Sales of Capital Assets	-	190,500
Other Revenue	-	18,287
	<u>78,102,711</u>	<u>94,512,269</u>
Decreases:		
Transfers to revenue - site purchases	(395,594)	3,444,525
Amortization of Deferred Capital Revenue	31,377,496	27,916,494
	<u>30,981,902</u>	<u>31,361,019</u>
Net Change for the year	47,120,809	63,151,250
Deferred Capital Revenue (includes Work in Progress), end of year, June 30th.	<u>779,678,677</u>	<u>732,557,868</u>

Work in progress amount as of June 30, 2022 was \$75,342,753 (June 30, 2021: \$51,556,231).

School District No. 36 (Surrey)

Notes to Financial Statements

Year Ended June 30, 2022

NOTE 9 EMPLOYEE FUTURE BENEFITS

Benefits include vested sick leave, accumulating non-vested sick leave, early retirement, retirement/severance and death benefits. Funding is provided when the benefits are paid and accordingly, there are no plan assets. Although no plan assets are uniquely identified, the School District has provided for the payment of these benefits.

	June 30, 2022	June 30, 2021
	\$	\$
Reconciliation of Accrued Benefit Obligation		
Accrued Benefit Obligation – April 1	12,153,175	13,110,227
Service Cost	761,320	762,994
Interest Cost	301,533	291,613
Benefit Payments	(1,517,801)	(1,490,638)
Increase (Decrease) in Obligation Due to Plan Amendment	-	-
Actuarial (Gain) Loss	1,322,944	(521,021)
Accrued Benefit Obligation – March 31	<u>13,021,171</u>	<u>12,153,175</u>
Reconciliation of Funded Status at End of Fiscal Year		
Accrued Benefit Obligation - March 31	13,021,171	12,153,175
Market Value of Plan Assets - March 31	-	-
Funded Status - Surplus (Deficit)	<u>(13,021,171)</u>	<u>(12,153,175)</u>
Employer Contributions After Measurement Date	164,329	147,892
Benefits Expense After Measurement Date	(288,466)	(265,713)
Unamortized Net Actuarial (Gain) Loss	495,611	(803,459)
Accrued Benefit Asset (Liability) - June 30	<u>(12,649,697)</u>	<u>(13,074,455)</u>
Reconciliation of Change in Accrued Benefit Liability		
Accrued Benefit Liability (Asset) - July 1	13,074,455	13,498,302
Net Expense for Fiscal Year	1,109,478	1,115,847
Employer Contributions	(1,534,236)	(1,539,694)
Accrued Benefit Liability (Asset) - June 30	<u>12,649,697</u>	<u>13,074,455</u>
Components of Net Benefit Expense		
Service Cost	757,912	762,576
Interest Cost	327,693	294,093
Immediate Recognition of Plan Amendment	-	-
Amortization of Net Actuarial (Gain)/Loss	23,873	59,178
Net Benefit Expense (Income)	<u>1,109,478</u>	<u>1,115,847</u>

School District No. 36 (Surrey)

Notes to Financial Statements

Year Ended June 30, 2022

NOTE 9 EMPLOYEE FUTURE BENEFITS *(Continued)*

The significant actuarial assumptions adopted for measuring the School District's accrued benefit obligations are:

	2022	2021
Discount Rate – April 1	2.50%	2.25%
Discount Rate – March 31	3.25%	2.50%
Long Term Salary Growth – April 1	2.50% + seniority	2.50% + seniority
Long Term Salary Growth – March 31	2.50% + seniority	2.50% + seniority
EARSL – March 31	9.5 years	8.6 years

The impact of changes in assumptions between the March 31, 2022 measurement date and June 30, 2022, reporting date have been considered and are not material.

NOTE 10 OTHER LIABILITIES

Vacation pay and banked overtime are recognized as an expense at the time the entitlement is earned through service.

	June 30, 2022	June 30, 2021
	\$	\$
Salaries and Benefits Payable	60,301,354	63,299,930
Accrued Vacation Payable	9,095,439	9,419,781
	<u>69,396,793</u>	<u>72,719,711</u>

School District No. 36 (Surrey)

Notes to Financial Statements

Year Ended June 30, 2022

NOTE 11 EMPLOYEE PENSION PLANS

The School District and its employees contribute to the Teachers' Pension Plan and Municipal Pension Plan, jointly trustee pension plans. The board of trustees for these plans, representing plan members and employers, are responsible for administering the plans, including investing assets and administering benefits. The plans are multi-employer defined benefit pension plans. Basic pension benefits provided are based on a formula. Defined contribution plan accounting is applied to the plans as the plans record accrued liabilities and accrued assets for each plan in aggregate, resulting in no consistent and reliable basis for allocating the obligation, plan assets and cost to individual employers participating in the plans. The School District's employer contributions to these plans in the fiscal year ended June 30, 2022 were \$66,583,319, (2021: \$64,088,192).

Every three years, an actuarial valuation is performed to assess the financial position of the plans and adequacy of plan funding. The actuary determines an appropriate combined employer and member contribution rate to fund the plans. The actuary's calculated contribution rate is based on the entry-age normal cost method, which produces the long-term rate of member and employer contributions sufficient to provide benefits for average future entrants to the plans. This rate may be adjusted for the amortization of any actuarial funding surplus and will be adjusted for the amortization of any unfunded actuarial liability.

Teachers' Pension Plan

The most recent actuarial valuation of the Teachers' Pension Plan as at December 31, 2020, indicated a \$1,584 million surplus for basic pension benefits on a going concern basis. The next valuation will be December 31, 2023.

As of December 31, 2021, The Teachers' Pension Plan has about 50,000 active members from school districts, and approximately 40,000 retired members from school districts.

Teacher Pension Plan is determined on a formula based on contribution rates as a percentage of salary. The following rates were used for 2022 and 2021 fiscal years.

For 2022	Employer
Flat percent of salary	11.30%
For 2021	Employer
Flat percent of salary	11.30%

(YMPE for 2021 set at \$61,600)

Municipal Pension Plan

The most recent actuarial valuation for the Municipal Pension Plan as at December 31, 2018, indicated a \$2,866 million funding surplus for basic pension benefits and a balance of \$2,485 million in the rate stabilization account. The next valuation will be December 31, 2021, with results available in 2022.

As of December 31, 2021, The Municipal Pension Plan has about 227,000 active members, of which approximately 29,000 are from school districts.

Municipal Pension Plan is determined on a formula based on contribution rate of 9.31% of salary for 2022 (2021: 9.69%).

School District No. 36 (Surrey)
Notes to Financial Statements
Year Ended June 30, 2022

NOTE 12 TANGIBLE CAPITAL ASSETS

June 30, 2022	Land	Building	Furniture and Equipment	Vehicles	Computer Software	Computer Hardware	2022 Total
	\$	\$	\$	\$	\$	\$	\$
Cost							
Beginning of year	399,572,799	1,426,963,404	59,442,570	9,795,085	1,440,791	21,976,281	1,919,190,930
Additions	790,322	77,731,115	10,045,879	976,116	-	2,808,782	92,352,214
Disposals	-	-	-	-	-	-	-
Deemed Disposals	-	-	(4,353,547)	(496,479)	(529,908)	(3,697,588)	(9,077,522)
Reclassification of Prior Year Site Costs to Buildings	(1,121,082)	1,121,082	-	-	-	-	-
Closing Balance	399,242,039	1,505,815,601	65,134,902	10,274,722	910,883	21,087,475	2,002,465,622
Accumulated Amortization							
Beginning Balance		575,537,986	22,539,958	4,173,294	1,018,143	11,026,880	614,296,261
Amortization		33,200,771	6,228,874	1,003,489	235,168	4,306,375	44,974,677
Disposals		-	-	-	-	-	-
Deemed Disposals		-	(4,353,547)	(496,479)	(529,908)	(3,697,588)	(9,077,522)
Closing Balance		608,738,757	24,415,285	4,680,304	723,403	11,635,667	650,193,416
Net Book Value	399,242,039	897,076,844	40,719,617	5,594,418	187,480	9,451,808	1,352,272,206

Cost at June 30, 2022, includes work in progress on Buildings for \$87,021,805 that is not being amortized. Amortization of these assets will commence when the asset is put into service.

School District No. 36 (Surrey)
Notes to Financial Statements
Year Ended June 30, 2022

NOTE 12 TANGIBLE CAPITAL ASSETS *(Continued)*

June 30, 2021	Land	Building	Furniture and Equipment	Vehicles	Computer Software	Computer Hardware	2021 Total
	\$	\$	\$	\$	\$	\$	\$
Cost							
Beginning of year	396,550,455	1,330,954,198	53,165,045	9,848,708	2,282,812	20,889,998	1,813,691,216
Additions	5,222,344	96,009,206	10,603,139	245,778	-	4,181,592	116,262,059
Disposals	-	-	-	-	-	-	-
Deemed Disposals	-	-	(4,325,614)	(299,401)	(842,021)	(3,095,309)	(8,562,345)
Reclassification of land held for sale	(2,200,000)	-	-	-	-	-	(2,200,000)
Closing Balance	399,572,799	1,426,963,404	59,442,570	9,795,085	1,440,791	21,976,281	1,919,190,930
Accumulated Amortization							
Beginning Balance		545,328,682	21,235,191	3,490,529	1,487,803	9,835,561	581,377,766
Amortization		30,209,304	5,630,381	982,166	372,361	4,286,628	41,480,840
Disposals		-	-	-	-	-	-
Deemed Disposals		-	(4,325,614)	(299,401)	(842,021)	(3,095,309)	(8,562,345)
Closing Balance		575,537,986	22,539,958	4,173,294	1,018,143	11,026,880	614,296,261
Net Book Value	399,572,799	851,425,418	36,902,612	5,621,791	422,648	10,949,401	1,304,894,669

Cost at June 30, 2021, includes work in progress on Buildings for \$60,162,761 that is not being amortized. Amortization of these assets will commence when the asset is put into service.

School District No. 36 (Surrey)

Notes to Financial Statements

Year Ended June 30, 2022

NOTE 13 INTERFUND TRANSFERS

The School District manages their accounts using three different funds – operating, special purpose and capital. Transfers between funds during the current year are as follows:

- Transfers of \$3,552,867 (2021: \$3,991,305) from the operating fund and \$2,677,776 (2021: \$4,874,330) from the special purpose fund, totalling \$6,230,643 (2021: \$8,865,635) to the capital fund, were made to purchase various capital assets;
- Transfers of \$nil were made to the operating fund from the capital fund's local capital (2021: \$5,000,000). Prior year transfers related to the School District's use of and commitment to approved government capital projects, furniture and equipment, vehicles and other infrastructure upgrades.

NOTE 14 RELATED PARTY TRANSACTIONS

The School District is related through common ownership to all Province of British Columbia ministries, agencies, school districts, health authorities, colleges, universities, and crown corporations. Transactions with these entities, unless disclosed separately, are considered to be in the normal course of operations and are recorded at the exchange amount.

NOTE 15 OPERATING LEASE OBLIGATIONS

The School District has operating lease agreements for facilities that require payments over the next five fiscal years ending June 30 as follows:

2023	\$805,699
2024	\$662,266
2025	\$532,694
2026	\$355,092
2027	\$48,000

School District No. 36 (Surrey)

Notes to Financial Statements

Year Ended June 30, 2022

NOTE 16 CONTRACTUAL OBLIGATIONS

The School District has a total of \$59,071,632 (2021: \$69,479,265) of contractual obligations at year end related to the construction or renovation of buildings, which are funded from deferred capital revenues of Ministry of Education Bylaw capital, Restricted Capital, Land Capital, Local Capital Reserve funds and operating funds. Disclosure relates to the unperformed portion of the contracts.

Contractual Commitments:

Ta'Talu Elementary	\$ 31,346,029
Coyote Creek Elementary	3,573,000
KB Woodward Elementary	3,492,158
Regent Road Elementary	2,610,412
Sullivan Heights Secondary	2,016,101
Grandview Heights Elementary	1,808,197
White Rock Elementary	1,714,978
Morgan Elementary	1,620,386
South Newton Elementary	1,370,744
Semiahmoo Trail Elementary	909,343
Jessie Lee Elementary	890,563
South Meridian Elementary	831,868
District Facilities Centre	777,014
Betty Huff Elementary	760,293
Westerman Elementary	740,000
Sullivan Elementary	649,061
Erma Stephenson Elementary	562,998
Douglas Elementary	488,698
Grandview Heights Secondary	467,610
Mary Jane Shannon Elementary	408,548
Prince Charles Elementary	385,316
Holly Elementary	301,157
Beaver Creek Elementary	290,978
Queen Elizabeth Secondary	255,824
George Greenaway Elementary	182,507
Riverdale Elementary	172,828
AFG Functional Improvements	137,793
Sum of contractual commitments under \$100,000	307,226
Total Contractual Commitments	\$ 59,071,632

School District No. 36 (Surrey)

Notes to Financial Statements

Year Ended June 30, 2022

NOTE 17 CONTINGENT LIABILITIES

In the ordinary course of operations, the School District has legal proceedings brought against it and provisions have been included in liabilities where appropriate. It is the opinion of management that final determination of these claims will not have a material effect on the financial position or operations of the School District. The resulting loss on the District, if any, will be recorded in the period in which it is determinable.

NOTE 18 ASSET RETIREMENT OBLIGATION

Legal liabilities may exist for the removal or disposal of asbestos in schools that will undergo major renovations or demolition. The value of the liability for asbestos removal or disposal will be recognized in the period in which a reasonable estimate of fair value can be made. As at June 30, 2022 the liability is not reasonably determinable.

NOTE 19 EXPENSE BY OBJECT

	2022	2021
Salaries and Benefits	\$ 773,104,675	\$ 752,276,574
Services and Supplies	77,027,953	70,919,707
Amortization	44,974,677	41,480,840
Total	\$ 895,107,305	\$ 864,677,121

NOTE 20 INTERNALLY RESTRICTED – OPERATING FUND

The School District attributes a portion of the accumulated surplus to an internal operating fund and internally restricts for 2022: \$23,393,762 (2021: \$35,363,626). The detail of the internal restricted items are as follows:

2021-2022 Operating Budget	\$ 16,723,432
Addressing Learning Impacts	2,449,146
Procurements Impacted by Global Supply Chain Shortages	823,541
Indigenous Learners Education Targeted Funds	866,827
Early Career Mentorship	859,289
Net School Operating Balance	665,714
SPVPA Professional Development	665,247
Learning Resources Balance	340,566
Total Internally Restricted Items	\$ 23,393,762

School District No. 36 (Surrey)

Notes to Financial Statements

Year Ended June 30, 2022

NOTE 21 BUDGET FIGURES

Budget figures included in the financial statements are the School District's amended annual budget adopted by the Board of Education on February 9th, 2022 and reflect more current estimates on student full time equivalents, revenues and expenditures.

	Original Budget \$	Amended Budget \$	Change \$
Statement 2			
Revenue			
Provincial Grants			
Ministry of Education	791,570,942	801,895,158	10,324,216
Other	600,000	708,068	108,068
Municipal Grants Spent on Sites	-	-	-
Federal Grants	2,814,075	2,886,328	72,253
Tuition	9,374,700	11,348,326	1,973,626
Other Revenues	15,874,469	13,272,295	(2,602,174)
Rental and Leases	1,734,310	2,727,396	993,086
Investment Income	1,553,000	1,056,000	(497,000)
Gain on Disposal of Tangible Capital Assets	-	27,933,827	27,933,827
Amortization of Deferred Capital Revenue	29,740,913	31,463,971	1,723,058
Total Revenue	853,262,409	893,291,369	40,028,960
Expenses			
Instruction	729,917,668	747,680,940	17,763,272
District Administration	19,076,354	19,686,519	610,165
Operations and Maintenance	127,697,031	131,894,136	4,197,105
Transportation and Housing	7,173,490	7,162,056	(11,434)
Total Expense	883,864,543	906,423,651	22,559,108
Net Revenue (Expense)	(30,602,134)	(13,132,282)	17,469,852
Budgeted Allocation of Surplus (Deficit)	16,918,865	34,706,362	17,787,497
Budgeted Surplus (Deficit) for the Year	(13,683,269)	21,574,080	35,257,349
Statement 4			
Surplus (Deficit) for the year	(30,602,134)	(13,132,282)	17,469,852
Effect of change in Tangible Capital Assets			
Acquisition of Tangible Capital Assets	(102,175,122)	(130,082,532)	(27,907,410)
Amortization of Tangible Capital Assets	44,047,565	44,995,665	948,100
Net Carrying Value of Tangible Capital Assets Disposed of	-	-	-
Total Effects of change in Tangible Assets	(58,127,557)	(85,086,867)	(26,959,310)
(Increase) Decrease in Net Financial Assets (Debt)			
before Net Remeasurement Gains (Losses)	(88,729,691)	(98,219,149)	(9,489,458)

Statement 2

The significant changes between the original budget and amended were:

Revenues:

- Ministry of Education – Amended to reflect actual Operating grant adjustments of \$3.6 million due to higher student enrolment, and Special Purpose Funds of \$6.7 million, including Classroom Enhancement Fund Remedies of \$2.9 million and the Safe Return to School/Restart funding of \$1.8 million.
- Gain on Disposal of Tangible Capital Assets – Property sale completed in October 2021.

School District No. 36 (Surrey)

Notes to Financial Statements

Year Ended June 30, 2022

NOTE 21 BUDGET FIGURES *(Continued)*

Expenses:

- Instruction – Increased salary and benefit costs to support student growth, increased substitute costs due to absenteeism, increased supply allocations to schools, and increased salaries related to Classroom Enhancement Fund Remedies.
- Operations and Maintenance – costs related to Safe Return to School/Restart funding, and increase salary, benefit and utilities costs.

Statement 4

The significant changes between original budget and amended were:

- Revised forecast of Acquisition of Tangible Capital Assets.

NOTE 22 RISK MANAGEMENT

The School District has exposure to the following risks from its use of financial instruments: credit risk, market risk and liquidity risk.

The Board ensures that the School District has identified its risks and ensures that management monitors and controls them.

a) Credit risk:

Credit risk is the risk of financial loss to an institution if a customer or counterparty to a financial instrument fails to meet its contractual obligations. Such risks arise principally from certain financial assets held consisting of cash, amounts receivable and investments.

The School District is exposed to credit risk in the event of non-performance by a borrower. This risk is mitigated as most amounts receivable are due from the Province and are collectible.

It is management's opinion that the School District is not exposed to significant credit risk associated with its cash deposits and investments as they are placed in recognized Canadian and British Columbia financial institutions.

b) Market risk:

Market risk is the risk that the fair value or future cash flows of a financial instrument will fluctuate because of changes in market prices. Market risk is comprised of currency risk and interest rate risk.

Currency risk is the risk that the fair value or future cash flows of a financial instrument will fluctuate because of changes in the foreign exchange rates. It is management's opinion that the School District is not exposed to significant currency risk, as amounts held and purchases made in foreign currency are insignificant.

Interest rate risk is the risk that the fair value or future cash flows of a financial instrument will fluctuate because of changes in the market interest rates. Currently, the School District does not hold any investments in portfolio investments. The School District is exposed to minimal interest rate risk through its cash and cash equivalents on deposit with financial institutions as some of the cash is interest bearing. The investment objectives are on protecting investments rather than the potential for superior returns. The School District has very low tolerance for risk with investments and prefers a low degree of price volatility.

c) Liquidity risk:

Liquidity risk is the risk that the School District will not be able to meet its financial obligations as they become due.

School District No. 36 (Surrey)

Notes to Financial Statements

Year Ended June 30, 2022

NOTE 22 **RISK MANAGEMENT** *(Continued)*

Liquidity risk (cont'd)

The School District manages liquidity risk by continually monitoring actual and forecasted cash flows from operations and anticipated investing activities to ensure, as far as possible, that it will always have sufficient liquidity to meet its liabilities when due, under both normal and stressed conditions, without incurring unacceptable losses or risking damage to the School District's reputation.

Risk Management and insurance services for all school districts in British Columbia are provided by the Risk Management Branch of the Ministry of Finance. There have been no changes to risk exposure from 2021 related to credit, market or liquidity risks.

NOTE 23 **COMPARATIVE FIGURES**

Certain comparative figures have been restated where necessary to conform with current period presentation.

School District No. 36 (Surrey)

Schedule 1 (Unaudited)

Schedule of Changes in Accumulated Surplus (Deficit) by Fund
Year Ended June 30, 2022

	Operating Fund	Special Purpose Fund	Capital Fund	2022 Actual	2021 Actual
	\$	\$	\$	\$	\$
Accumulated Surplus (Deficit), beginning of year	46,349,117		587,949,738	634,298,855	624,074,989
Changes for the year					
Surplus (Deficit) for the year	(15,334,177)	2,677,776	14,479,732	1,823,331	10,223,866
Interfund Transfers					
Tangible Capital Assets Purchased	(3,552,867)	(2,677,776)	6,230,643	-	
Net Changes for the year	(18,887,044)	-	20,710,375	1,823,331	10,223,866
Accumulated Surplus (Deficit), end of year - Statement 2	27,462,073	-	608,660,113	636,122,186	634,298,855

School District No. 36 (Surrey)

Schedule of Operating Operations

Year Ended June 30, 2022

Schedule 2 (Unaudited)

	2022 Budget \$	2022 Actual \$	2021 Actual \$
Revenues			
Provincial Grants			
Ministry of Education and Child Care	740,203,994	741,667,653	724,965,428
Other	383,700	577,100	392,900
Federal Grants	2,836,328	2,747,935	2,856,605
Tuition	11,348,326	11,640,585	12,334,462
Other Revenue	2,394,532	3,639,624	1,433,443
Rentals and Leases	2,617,396	2,797,586	817,936
Investment Income	1,000,000	1,199,596	1,513,369
Total Revenue	760,784,276	764,270,079	744,314,143
Expenses			
Instruction	681,899,808	677,390,952	635,545,253
District Administration	19,686,519	16,530,056	15,336,142
Operations and Maintenance	82,799,895	78,408,093	71,844,305
Transportation and Housing	7,128,846	7,275,155	6,601,294
Total Expense	791,515,068	779,604,256	729,326,994
Operating Surplus (Deficit) for the year	(30,730,792)	(15,334,177)	14,987,149
Budgeted Appropriation (Retirement) of Surplus (Deficit)	34,706,362		
Net Transfers (to) from other funds			
Tangible Capital Assets Purchased	(3,975,570)	(3,552,867)	(3,991,305)
Tangible Capital Assets - Work in Progress			-
Local Capital			5,000,000
Other			-
Total Net Transfers	(3,975,570)	(3,552,867)	1,008,695
Total Operating Surplus (Deficit), for the year	-	(18,887,044)	15,995,844
Operating Surplus (Deficit), beginning of year		46,349,117	30,353,273
Operating Surplus (Deficit), end of year		27,462,073	46,349,117
Operating Surplus (Deficit), end of year			
Internally Restricted		23,393,762	35,363,626
Unrestricted		4,068,311	10,985,491
Total Operating Surplus (Deficit), end of year		27,462,073	46,349,117

School District No. 36 (Surrey)

Schedule 2A (Unaudited)

Schedule of Operating Revenue by Source

Year Ended June 30, 2022

	2022 Budget \$	2022 Actual \$	2021 Actual \$
Provincial Grants - Ministry of Education and Child Care			
Operating Grant, Ministry of Education and Child Care	731,024,310	732,029,802	694,134,946
ISC/LEA Recovery	(84,483)	(75,894)	(84,483)
Other Ministry of Education and Child Care Grants			
Pay Equity	6,861,224	6,861,241	6,861,224
Funding for Graduated Adults	1,329,084	1,670,589	2,260,632
Student Transportation Fund	72,999	72,999	72,999
Support Staff Benefits Grant	936,729	950,363	936,729
Teachers' Labour Settlement Funding			19,190,731
Early Career Mentorship Funding			1,535,000
FSA Scorer Grant	45,719	45,719	
Miscellaneous		903	45,719
Early Learning Framework	11,931	11,931	11,931
Revised Feb and May Projects	6,481		
Extreme Weather Grant		100,000	
Total Provincial Grants - Ministry of Education and Child Care	740,203,994	741,667,653	724,965,428
Provincial Grants - Other	383,700	577,100	392,900
Federal Grants	2,836,328	2,747,935	2,856,605
Tuition			
Continuing Education	1,269,000	881,904	1,190,348
International and Out of Province Students	10,079,326	10,758,681	11,144,114
Total Tuition	11,348,326	11,640,585	12,334,462
Other Revenues			
Funding from First Nations	84,483	75,894	84,483
Miscellaneous			
Teaching Kitchen	670,722	797,898	78,642
Energy Management	99,375	142,500	94,764
Worksafe BC	881,000	942,457	727,318
Other Miscellaneous	658,952	1,680,875	448,236
Total Other Revenue	2,394,532	3,639,624	1,433,443
Rentals and Leases	2,617,396	2,797,586	817,936
Investment Income	1,000,000	1,199,596	1,513,369
Total Operating Revenue	760,784,276	764,270,079	744,314,143

School District No. 36 (Surrey)

Schedule of Operating Expense by Object

Year Ended June 30, 2022

Schedule 2B (Unaudited)

	2022 Budget \$	2022 Actual \$	2021 Actual \$
Salaries			
Teachers	365,401,423	367,534,636	349,526,661
Principals and Vice Principals	35,604,691	35,552,327	34,425,161
Educational Assistants	76,564,255	73,690,035	71,603,413
Support Staff	62,756,232	60,606,444	58,502,429
Other Professionals	11,825,861	11,800,400	11,250,789
Substitutes	29,613,883	30,581,280	19,876,846
Total Salaries	581,766,345	579,765,122	545,185,299
Employee Benefits	139,603,725	138,186,439	128,472,543
Total Salaries and Benefits	721,370,070	717,951,561	673,657,842
Services and Supplies			
Services	21,846,354	18,914,109	17,849,267
Student Transportation	5,633,052	6,009,350	5,005,217
Professional Development and Travel	2,983,852	1,354,576	1,211,914
Rentals and Leases	986,796	926,233	824,344
Dues and Fees	1,269,031	1,281,635	1,245,316
Insurance	1,624,938	1,547,844	1,478,341
Supplies	24,265,875	19,087,011	17,660,841
Utilities	11,535,100	12,531,937	10,393,912
Total Services and Supplies	70,144,998	61,652,695	55,669,152
Total Operating Expense	791,515,068	779,604,256	729,326,994

School District No. 36 (Surrey)

Schedule 2C (Unaudited)

Operating Expense by Function, Program and Object

Year Ended June 30, 2022

	Teachers Salaries	Principals and Vice Principals Salaries	Educational Assistants Salaries	Support Staff Salaries	Other Professionals Salaries	Substitutes Salaries	Total Salaries
	\$	\$	\$	\$	\$	\$	\$
1 Instruction							
1.02 Regular Instruction	282,199,539	8,308,510	12,138	5,857,959	1,052,416	13,658,267	311,088,829
1.03 Career Programs	3,887,380	131,644		1,441,938		250,412	5,711,374
1.07 Library Services	7,403,094			720,011	83,720	407,635	8,614,460
1.08 Counselling	9,318,978					505,985	9,824,963
1.10 Special Education	43,109,356	54,522	70,081,431	994,461		11,560,776	125,800,546
1.30 English Language Learning	14,238,495		469,281	70,539		766,380	15,544,695
1.31 Indigenous Education	1,112,138	143,663	1,747,627	81,891	184,323	50,183	3,319,825
1.41 School Administration		25,455,558		14,082,766		944,095	40,482,419
1.60 Summer School	2,250,672	323,616	73,967	197,384			2,845,639
1.61 Continuing Education	375,033	30,675		5,194			410,902
1.62 International and Out of Province Students	2,845,428	283,597	12,840	739,702	304,559	161,919	4,348,045
1.64 Other	369,088	150,075	1,288,204	71,633	90,248		1,969,248
Total Function 1	367,109,201	34,881,860	73,685,488	24,263,478	1,715,266	28,305,652	529,960,945
4 District Administration							
4.11 Educational Administration	342,378	146,633		221,218	2,198,737		2,908,966
4.40 School District Governance				187,164	498,868		686,032
4.41 Business Administration	15,861	523,834		3,257,926	4,023,958	20,117	7,841,696
Total Function 4	358,239	670,467	-	3,666,308	6,721,563	20,117	11,436,694
5 Operations and Maintenance							
5.41 Operations and Maintenance Administration	67,196		4,547	1,328,256	1,831,484	6,534	3,238,017
5.50 Maintenance Operations				27,982,844	1,271,992	2,169,038	31,423,874
5.52 Maintenance of Grounds				2,757,676	195,016	24,292	2,976,984
5.56 Utilities							-
Total Function 5	67,196	-	4,547	32,068,776	3,298,492	2,199,864	37,638,875
7 Transportation and Housing							
7.41 Transportation and Housing Administration				106,248	65,079		171,327
7.70 Student Transportation				501,634		55,647	557,281
Total Function 7	-	-	-	607,882	65,079	55,647	728,608
9 Debt Services							
Total Function 9	-	-	-	-	-	-	-
Total Functions 1 - 9	367,534,636	35,552,327	73,690,035	60,606,444	11,800,400	30,581,280	579,765,122

School District No. 36 (Surrey)

Schedule 2C (Unaudited)

Operating Expense by Function, Program and Object

Year Ended June 30, 2022

	Total Salaries	Employee Benefits	Total Salaries and Benefits	Services and Supplies	2022 Actual	2022 Budget	2021 Actual
	\$	\$	\$	\$	\$	\$	\$
1 Instruction							
1.02 Regular Instruction	311,088,829	72,078,501	383,167,330	9,747,345	392,914,675	391,602,986	367,332,233
1.03 Career Programs	5,711,374	1,384,430	7,095,804	1,183,740	8,279,544	8,342,673	7,323,320
1.07 Library Services	8,614,460	2,032,894	10,647,354	4,559,767	15,207,121	16,755,328	14,816,906
1.08 Counselling	9,824,963	2,305,680	12,130,643	-	12,130,643	12,167,725	11,735,380
1.10 Special Education	125,800,546	32,853,570	158,654,116	2,180,714	160,834,830	162,845,491	150,105,383
1.30 English Language Learning	15,544,695	3,655,786	19,200,481	4,749	19,205,230	18,533,377	18,281,056
1.31 Indigenous Education	3,319,825	801,649	4,121,474	523,881	4,645,355	5,658,282	4,149,722
1.41 School Administration	40,482,419	8,943,686	49,426,105	1,203,499	50,629,604	52,264,467	49,571,088
1.60 Summer School	2,845,639	542,425	3,388,064	156,582	3,544,646	3,536,486	2,204,292
1.61 Continuing Education	410,902	41,517	452,419	24,063	476,482	670,600	672,409
1.62 International and Out of Province Students	4,348,045	1,016,029	5,364,074	1,598,702	6,962,776	6,990,722	6,898,184
1.64 Other	1,969,248	452,744	2,421,992	138,054	2,560,046	2,531,671	2,455,280
Total Function 1	529,960,945	126,108,911	656,069,856	21,321,096	677,390,952	681,899,808	635,545,253
4 District Administration							
4.11 Educational Administration	2,908,966	539,850	3,448,816	935,989	4,384,805	6,253,803	3,748,006
4.40 School District Governance	686,032	101,395	787,427	354,430	1,141,857	1,152,134	1,025,152
4.41 Business Administration	7,841,696	1,720,593	9,562,289	1,441,105	11,003,394	12,280,582	10,562,984
Total Function 4	11,436,694	2,361,838	13,798,532	2,731,524	16,530,056	19,686,519	15,336,142
5 Operations and Maintenance							
5.41 Operations and Maintenance Administration	3,238,017	645,503	3,883,520	2,443,161	6,326,681	7,540,901	5,181,329
5.50 Maintenance Operations	31,423,874	8,145,916	39,569,790	12,843,651	52,413,441	55,862,531	50,039,304
5.52 Maintenance of Grounds	2,976,984	722,215	3,699,199	1,465,176	5,164,375	5,422,575	4,515,019
5.56 Utilities	-	-	-	14,503,596	14,503,596	13,973,888	12,108,653
Total Function 5	37,638,875	9,513,634	47,152,509	31,255,584	78,408,093	82,799,895	71,844,305
7 Transportation and Housing							
7.41 Transportation and Housing Administration	171,327	44,143	215,470	663	216,133	344,652	261,653
7.70 Student Transportation	557,281	157,913	715,194	6,343,828	7,059,022	6,784,194	6,339,641
Total Function 7	728,608	202,056	930,664	6,344,491	7,275,155	7,128,846	6,601,294
9 Debt Services							
Total Function 9	-	-	-	-	-	-	-
Total Functions 1 - 9	579,765,122	138,186,439	717,951,561	61,652,695	779,604,256	791,515,068	729,326,994

School District No. 36 (Surrey)

Schedule of Special Purpose Operations

Year Ended June 30, 2022

Schedule 3 (Unaudited)

	2022 Budget \$	2022 Actual \$	2021 Actual \$
Revenues			
Provincial Grants			
Ministry of Education and Child Care	61,691,164	59,251,829	88,958,822
Other	324,368	701,306	738,768
Federal Grants	50,000	39,269	29,910
Other Revenue	10,777,763	13,200,728	9,008,746
Investment Income	6,000	13,016	7,371
Total Revenue	72,849,295	73,206,148	98,743,617
Expenses			
Instruction	65,781,132	69,527,734	81,363,135
Operations and Maintenance	4,098,576	972,576	12,464,019
Transportation and Housing	33,210	28,062	42,133
Total Expense	69,912,918	70,528,372	93,869,287
Special Purpose Surplus (Deficit) for the year	2,936,377	2,677,776	4,874,330
Net Transfers (to) from other funds			
Tangible Capital Assets Purchased	(2,936,377)	(2,677,776)	(4,874,330)
Total Net Transfers	(2,936,377)	(2,677,776)	(4,874,330)
Total Special Purpose Surplus (Deficit) for the year	-	-	-
Special Purpose Surplus (Deficit), beginning of year			
Special Purpose Surplus (Deficit), end of year		-	-

School District No. 36 (Surrey)

Changes in Special Purpose Funds and Expense by Object
Year Ended June 30, 2022

	Annual Facility Grant	Learning Improvement Fund	Scholarships and Bursaries	Service Delivery Transformation	Special Education Technology	School Generated Funds	Related Entities	Strong Start	Ready, Set, Learn
	\$	\$	\$	\$	\$	\$	\$	\$	\$
Deferred Revenue, beginning of year	-	3	700,739	-	-	3,588,521	-	37,344	172,573
Add: Restricted Grants									
Provincial Grants - Ministry of Education and Child Care	2,312,208	2,531,271						736,000	249,900
Provincial Grants - Other									
Federal Grants									
Other			372,626			10,803,271			
Investment Income	7,195		5,821						
	2,319,403	2,531,271	378,447	-	-	10,803,271	-	736,000	249,900
Less: Allocated to Revenue	2,319,403	2,531,273	387,192	-	-	10,381,820		757,647	251,619
Recovered									
Deferred Revenue, end of year	-	1	691,994	-	-	4,009,972	-	15,697	170,854
Revenues									
Provincial Grants - Ministry of Education and Child Care	2,312,208	2,531,273						757,647	251,619
Provincial Grants - Other									
Federal Grants									
Other Revenue			381,371			10,381,820			
Investment Income	7,195		5,821						
	2,319,403	2,531,273	387,192	-	-	10,381,820	-	757,647	251,619
Expenses									
Salaries									
Teachers									42,443
Principals and Vice Principals									
Educational Assistants		2,023,390							16,440
Support Staff								519,697	10,231
Other Professionals	92,373							17,752	71,009
Substitutes		101,170						27,462	
	92,373	2,124,560	-	-	-	-	-	564,911	140,123
Employee Benefits	20,691	406,713						172,797	22,483
Services and Supplies	201,064		387,192			10,381,820		19,939	89,013
	314,128	2,531,273	387,192	-	-	10,381,820	-	757,647	251,619
Net Revenue (Expense) before Interfund Transfers	2,005,275	-	-	-	-	-	-	-	-
Interfund Transfers									
Tangible Capital Assets Purchased	(2,005,275)								
	(2,005,275)	-	-	-	-	-	-	-	-
Net Revenue (Expense)	-	-	-	-	-	-	-	-	-

School District No. 36 (Surrey)

Changes in Special Purpose Funds and Expense by Object
Year Ended June 30, 2022

			Classroom Enhancement Fund - Overhead	Classroom Enhancement Fund - Staffing	Classroom Enhancement Fund - Remedies	First Nation Student Transportation	Mental Health in Schools	Changing Results for Young Children	Safe Return to School / Restart: Health & Safety Grant
	OLEP	CommunityLINK							
	\$	\$	\$	\$	\$	\$	\$	\$	\$
Deferred Revenue, beginning of year	96,780	592,668	-	23,434	549,368	6,427	3,515	40,565	-
Add: Restricted Grants									
Provincial Grants - Ministry of Education and Child Care	635,231	4,067,572	1,328,788	43,153,757	2,319,132	33,210	111,033	30,250	1,759,233
Provincial Grants - Other									
Federal Grants									
Other	5,045	118,345							
Investment Income									
	640,276	4,185,917	1,328,788	43,153,757	2,319,132	33,210	111,033	30,250	1,759,233
Less: Allocated to Revenue	528,297	4,145,631	1,328,787	43,170,916	1,184,911	28,062	110,909	29,930	1,759,233
Recovered									
Deferred Revenue, end of year	208,759	632,954	1	6,275	1,683,589	11,575	3,639	40,885	-
Revenues									
Provincial Grants - Ministry of Education and Child Care	523,252	4,027,286	1,328,787	43,170,916	1,184,911	28,062	110,909	29,930	1,759,233
Provincial Grants - Other									
Federal Grants									
Other Revenue	5,045	118,345							
Investment Income									
	528,297	4,145,631	1,328,787	43,170,916	1,184,911	28,062	110,909	29,930	1,759,233
Expenses									
Salaries									
Teachers	213,652		18,084	34,767,589	1,184,911			7,082	
Principals and Vice Principals			62,808						
Educational Assistants		4,397							
Support Staff		2,162,545	46,143			22,315	76,415	3,418	833,630
Other Professionals		252,283	128,125						
Substitutes		51,792	772,093						
	213,652	2,471,017	1,027,253	34,767,589	1,184,911	22,315	76,415	10,500	833,630
Employee Benefits	29,740	635,241	179,818	8,403,327		5,747	14,133	626	205,774
Services and Supplies	284,905	1,039,373	121,716				20,361	18,804	682,071
	528,297	4,145,631	1,328,787	43,170,916	1,184,911	28,062	110,909	29,930	1,721,475
Net Revenue (Expense) before Interfund Transfers	-	-	-	-	-	-	-	-	37,758
Interfund Transfers									
Tangible Capital Assets Purchased									(37,758)
	-	-	-	-	-	-	-	-	(37,758)
Net Revenue (Expense)	-	-	-	-	-	-	-	-	-

School District No. 36 (Surrey)

Changes in Special Purpose Funds and Expense by Object
Year Ended June 30, 2022

Schedule 3A (Unaudited)

	Federal Safe Return to Class / Ventilation Fund	Adolescent Psychiatric Unit	Adolescent Day Treatment	Am'ut	Daughters & Sisters P.L.E.A	Waypoint	Donation	Surrey Wrap	Community Schools Other
	\$	\$	\$	\$	\$	\$	\$	\$	\$
Deferred Revenue, beginning of year	-	44,175	54,586	14,554	30	1,108	1,632,206	406,897	1,189,032
Add: Restricted Grants									
Provincial Grants - Ministry of Education and Child Care	1,024,878	167,730	482,150	63,370	166,250	164,110			
Provincial Grants - Other							10,000		158,000
Federal Grants									
Other							1,445,860	49,822	508,976
Investment Income									
	1,024,878	167,730	482,150	63,370	166,250	164,110	1,455,860	49,822	666,976
Less: Allocated to Revenue	1,143	141,675	474,819	63,086	153,216	147,365	1,430,815	84,131	436,288
Recovered		42,850	52,948	13,554					
Deferred Revenue, end of year	1,023,735	27,380	8,969	1,284	13,064	17,853	1,657,251	372,588	1,419,720
Revenues									
Provincial Grants - Ministry of Education and Child Care	1,143	141,675	474,819	63,086	153,216	147,365			
Provincial Grants - Other							10,000		158,000
Federal Grants									
Other Revenue							1,420,815	84,131	278,288
Investment Income									
	1,143	141,675	474,819	63,086	153,216	147,365	1,430,815	84,131	436,288
Expenses									
Salaries									
Teachers		68,332	273,093	49,920	104,798	102,548			
Principals and Vice Principals									
Educational Assistants		30,330	74,219		7,157	17,377			
Support Staff							4,928		31,855
Other Professionals									
Substitutes			5,397						
	-	98,662	352,709	49,920	111,955	119,925	4,928	-	31,855
Employee Benefits		27,874	87,700	5,285	26,306	10,973	872		5,578
Services and Supplies		15,139	34,410	7,881	14,955	16,467	1,082,854	84,131	398,855
	-	141,675	474,819	63,086	153,216	147,365	1,088,654	84,131	436,288
Net Revenue (Expense) before Interfund Transfers	1,143	-	-	-	-	-	342,161	-	-
Interfund Transfers									
Tangible Capital Assets Purchased	(1,143)						(342,161)		
	(1,143)	-	-	-	-	-	(342,161)	-	-
Net Revenue (Expense)	-	-	-	-	-	-	-	-	-

School District No. 36 (Surrey)

Changes in Special Purpose Funds and Expense by Object
Year Ended June 30, 2022

	New Safe Schools civic Forfeiture - Pro	Literacy Innovation	Rapid Reponse Fund	PAC Contribution	Indigenous Ed Windspeaker	Safe Program	K Transitions	Gang Prevention (BC)	Physical Health Education
	\$	\$	\$	\$	\$	\$	\$	\$	\$
Deferred Revenue, beginning of year	74,368	-	-	353,049	86,330	11,896	23,281	62,736	-
Add: Restricted Grants									
Provincial Grants - Ministry of Education and Child Care			298,000						
Provincial Grants - Other	74,368							500,000	
Federal Grants					45,834				
Other				393,936		89,950			27,122
Investment Income									
	74,368	-	298,000	393,936	45,834	89,950	-	500,000	27,122
Less: Allocated to Revenue	77,775	-	253,405	451,629	39,269	79,284	1,087	438,753	17,501
Recovered									
Deferred Revenue, end of year	70,961	-	44,595	295,356	92,895	22,562	22,194	123,983	9,621
Revenues									
Provincial Grants - Ministry of Education and Child Care			253,405				1,087		
Provincial Grants - Other	77,775							438,753	17,501
Federal Grants					39,269				
Other Revenue				451,629		79,284			
Investment Income									
	77,775	-	253,405	451,629	39,269	79,284	1,087	438,753	17,501
Expenses									
Salaries									
Teachers								51,969	17,501
Principals and Vice Principals									
Educational Assistants									
Support Staff	56,299		11,851			15,552	603	186,219	
Other Professionals			52,762			16,490		76,786	
Substitutes									
	56,299	-	64,613	-	-	32,042	603	314,974	17,501
Employee Benefits	12,080		14,037			8,305	108	71,671	
Services and Supplies	9,396		174,755	160,190	39,269	38,937	376	52,108	
	77,775	-	253,405	160,190	39,269	79,284	1,087	438,753	17,501
Net Revenue (Expense) before Interfund Transfers	-	-	-	291,439	-	-	-	-	-
Interfund Transfers									
Tangible Capital Assets Purchased				(291,439)					
	-	-	-	(291,439)	-	-	-	-	-
Net Revenue (Expense)	-	-	-	-	-	-	-	-	-

School District No. 36 (Surrey)

Changes in Special Purpose Funds and Expense by Object
Year Ended June 30, 2022

	Discover Trades	TOTAL
	\$	\$
Deferred Revenue, beginning of year	149	9,766,334
Add: Restricted Grants		
Provincial Grants - Ministry of Education and Child Care		61,634,073
Provincial Grants - Other		742,368
Federal Grants		45,834
Other		13,814,953
Investment Income		13,016
	-	76,250,244
Less: Allocated to Revenue	(723)	73,206,148
Recovered		109,352
Deferred Revenue, end of year	872	12,701,078
Revenues		
Provincial Grants - Ministry of Education and Child Care		59,251,829
Provincial Grants - Other	(723)	701,306
Federal Grants		39,269
Other Revenue		13,200,728
Investment Income		13,016
	(723)	73,206,148
Expenses		
Salaries		
Teachers		36,901,922
Principals and Vice Principals		62,808
Educational Assistants		2,173,310
Support Staff		3,981,701
Other Professionals		707,580
Substitutes		957,914
	-	44,785,235
Employee Benefits		10,367,879
Services and Supplies	(723)	15,375,258
	(723)	70,528,372
Net Revenue (Expense) before Interfund Transfers	-	2,677,776
Interfund Transfers		
Tangible Capital Assets Purchased		(2,677,776)
	-	(2,677,776)
Net Revenue (Expense)	-	-

School District No. 36 (Surrey)

Schedule of Capital Operations

Year Ended June 30, 2022

Schedule 4 (Unaudited)

	2022 Budget	2022 Actual			2021 Actual
		Invested in Tangible Capital Assets	Local Capital	Fund Balance	
	\$	\$	\$	\$	\$
Revenues					
Provincial Grants					
Ministry of Education and Child Care	-	(395,594)		(395,594)	3,444,473
Other	-			-	-
Municipal Grants Spent on Sites	-			-	52
Federal Grants	-			-	-
Other Revenue	100,000		222,259	222,259	235,495
Rentals and Leases	110,000		118,200	118,200	-
Investment Income	50,000		198,221	198,221	183,213
Gain (Loss) on Disposal of Tangible Capital Assets	27,933,827	27,933,827		27,933,827	63,500
Amortization of Deferred Capital Revenue	31,463,971	31,377,496		31,377,496	27,916,494
Total Revenue	59,657,798	58,915,729	538,680	59,454,409	31,843,227
Expenses					
Operations and Maintenance				-	-
Transportation and Housing	-			-	-
Amortization of Tangible Capital Assets					
Operations and Maintenance	44,995,665	44,974,677		44,974,677	41,480,840
Transportation and Housing	-			-	-
Write-off/down of Buildings and Sites	-			-	-
Debt Services					
Capital Lease Interest	-			-	-
Capital Loan Interest	-			-	-
District Entered				-	-
Total Expense	44,995,665	44,974,677	-	44,974,677	41,480,840
Capital Surplus (Deficit) for the year	14,662,133	13,941,052	538,680	14,479,732	(9,637,613)
Net Transfers (to) from other funds					
Tangible Capital Assets Purchased	6,911,947	6,230,643		6,230,643	8,865,635
Tangible Capital Assets - Work in Progress	-			-	-
Local Capital	-			-	(5,000,000)
Capital Lease Payment	-			-	-
Capital Loan Payment	-			-	-
Reclassified Prior Year Expenditures to Local Capital		786,227	(786,227)	-	-
Total Net Transfers	6,911,947	7,016,870	(786,227)	6,230,643	3,865,635
Other Adjustments to Fund Balances					
District Portion of Proceeds on Disposal		(30,133,827)	30,133,827	-	
Tangible Capital Assets Purchased from Local Capital		2,848,805	(2,848,805)	-	
Tangible Capital Assets WIP Purchased from Local Capital		4,391,661	(4,391,661)	-	
Total Other Adjustments to Fund Balances		(22,893,361)	22,893,361	-	
Total Capital Surplus (Deficit) for the year	21,574,080	(1,935,439)	22,645,814	20,710,375	(5,771,978)
Capital Surplus (Deficit), beginning of year		585,749,426	2,200,312	587,949,738	593,721,716
Capital Surplus (Deficit), end of year		583,813,987	24,846,126	608,660,113	587,949,738

School District No. 36 (Surrey)

Schedule 4A (Unaudited)

Tangible Capital Assets

Year Ended June 30, 2022

	Sites	Buildings	Furniture and Equipment	Vehicles	Computer Software	Computer Hardware	Total
	\$	\$	\$	\$	\$	\$	\$
Cost, beginning of year	399,572,799	1,366,800,643	59,442,570	9,795,085	1,440,791	21,976,281	1,859,028,169
Changes for the Year							
Increase:							
Purchases from:							
Deferred Capital Revenue - Bylaw	(395,594)	28,684,797	6,021,830			1,462,344	35,773,377
Deferred Capital Revenue - Other		695,828				6,770	702,598
Operating Fund			1,621,798	591,401		1,339,668	3,552,867
Special Purpose Funds		2,020,663	657,113				2,677,776
Local Capital	64,834	654,118	1,745,138	384,715			2,848,805
Transferred from Work in Progress		19,937,747					19,937,747
	(330,760)	51,993,153	10,045,879	976,116	-	2,808,782	65,493,170
Decrease:							
Deemed Disposals			4,353,547	496,479	529,908	3,697,588	9,077,522
	-	-	4,353,547	496,479	529,908	3,697,588	9,077,522
Cost, end of year	399,242,039	1,418,793,796	65,134,902	10,274,722	910,883	21,087,475	1,915,443,817
Work in Progress, end of year		87,021,805					87,021,805
Cost and Work in Progress, end of year	399,242,039	1,505,815,601	65,134,902	10,274,722	910,883	21,087,475	2,002,465,622
Accumulated Amortization, beginning of year		575,537,986	22,539,958	4,173,294	1,018,143	11,026,880	614,296,261
Changes for the Year							
Increase: Amortization for the Year		33,200,771	6,228,874	1,003,489	235,168	4,306,375	44,974,677
Decrease:							
Deemed Disposals			4,353,547	496,479	529,908	3,697,588	9,077,522
			4,353,547	496,479	529,908	3,697,588	9,077,522
Accumulated Amortization, end of year		608,738,757	24,415,285	4,680,304	723,403	11,635,667	650,193,416
Tangible Capital Assets - Net	399,242,039	897,076,844	40,719,617	5,594,418	187,480	9,451,808	1,352,272,206

School District No. 36 (Surrey)

Tangible Capital Assets - Work in Progress
Year Ended June 30, 2022

	Buildings	Furniture and Equipment	Computer Software	Computer Hardware	Total
	\$	\$	\$	\$	\$
Work in Progress, beginning of year	60,162,761	-	-	-	60,162,761
Changes for the Year					
Increase:					
Deferred Capital Revenue - Bylaw	39,722,560				39,722,560
Deferred Capital Revenue - Other	2,682,570				2,682,570
Local Capital	4,391,661				4,391,661
	46,796,791	-	-	-	46,796,791
Decrease:					
Transferred to Tangible Capital Assets	19,937,747				19,937,747
	19,937,747	-	-	-	19,937,747
Net Changes for the Year	26,859,044	-	-	-	26,859,044
Work in Progress, end of year	87,021,805	-	-	-	87,021,805

School District No. 36 (Surrey)

Schedule 4C (Unaudited)

Deferred Capital Revenue

Year Ended June 30, 2022

	Bylaw Capital	Other Provincial	Other Capital	Total Capital
	\$	\$	\$	\$
Deferred Capital Revenue, beginning of year	643,275,335	26,513,677	-	669,789,012
Changes for the Year				
Increase:				
Transferred from Deferred Revenue - Capital Additions	36,168,971	702,598		36,871,569
Transferred from Work in Progress	18,618,608			18,618,608
	54,787,579	702,598	-	55,490,177
Decrease:				
Amortization of Deferred Capital Revenue	30,517,389	860,107		31,377,496
Reclassified Prior Year Expenditures to Local Capital	786,227			786,227
	31,303,616	860,107	-	32,163,723
Net Changes for the Year	23,483,963	(157,509)	-	23,326,454
Deferred Capital Revenue, end of year	666,759,298	26,356,168	-	693,115,466
Work in Progress, beginning of year	50,928,988	627,243		51,556,231
Changes for the Year				
Increase				
Transferred from Deferred Revenue - Work in Progress	39,722,560	2,682,570		42,405,130
	39,722,560	2,682,570	-	42,405,130
Decrease				
Transferred to Deferred Capital Revenue	18,618,608			18,618,608
	18,618,608	-	-	18,618,608
Net Changes for the Year	21,103,952	2,682,570	-	23,786,522
Work in Progress, end of year	72,032,940	3,309,813	-	75,342,753
Total Deferred Capital Revenue, end of year	738,792,238	29,665,981	-	768,458,219

School District No. 36 (Surrey)

Changes in Unspent Deferred Capital Revenue

Year Ended June 30, 2022

Schedule 4D (Unaudited)

	Bylaw Capital	MECC Restricted Capital	Other Provincial Capital	Land Capital	Other Capital	Total
	\$	\$	\$	\$	\$	\$
Balance, beginning of year	-	3,274,467	3,650,731	4,287,427	-	11,212,625
Changes for the Year						
Increase:						
Provincial Grants - Ministry of Education and Child Care	74,923,968					74,923,968
Investment Income		33,943		62,665		96,608
Transfer between funds - closures	(214,253)	214,253				-
Local Government Site Fees				3,082,135		3,082,135
Reclassified Prior Year Expenditures to Local Capital	786,227					786,227
	<u>75,495,942</u>	<u>248,196</u>	<u>-</u>	<u>3,144,800</u>	<u>-</u>	<u>78,888,938</u>
Decrease:						
Transferred to DCR - Capital Additions	36,168,971	68,582	634,016			36,871,569
Transferred to DCR - Work in Progress	39,722,560		2,682,570			42,405,130
Transferred to Revenue - Site Purchases	(395,594)					(395,594)
	<u>75,495,937</u>	<u>68,582</u>	<u>3,316,586</u>	<u>-</u>	<u>-</u>	<u>78,881,105</u>
Net Changes for the Year	<u>5</u>	<u>179,614</u>	<u>(3,316,586)</u>	<u>3,144,800</u>	<u>-</u>	<u>7,833</u>
Balance, end of year	<u>5</u>	<u>3,454,081</u>	<u>334,145</u>	<u>7,432,227</u>	<u>-</u>	<u>11,220,458</u>

BOARD OF EDUCATION OF SCHOOL DISTRICT NO. 36 (SURREY)

UNAUDITED SCHEDULE OF DEBTS As At June 30, 2022

Schedule 1

Information on all long term debt is included in the School District Audited Financial Statements.

Prepared under the *Financial Information Regulation* , Schedule 1, section 4.

BOARD OF EDUCATION OF SCHOOL DISTRICT NO. 36 (SURREY)

UNAUDITED SCHEDULE OF GUARANTEE AND INDEMNITY AGREEMENTS For The Year Ended June 30, 2022

Schedule 2

The Board of Education of School District No. 36 (Surrey) has not given any guarantee or indemnity under the Guarantees and Indemnities Regulation.

Prepared under the *Financial Information Regulation*, Schedule 1, section 5.

BOARD OF EDUCATION OF SCHOOL DISTRICT NO. 36 (SURREY)

UNAUDITED SCHEDULE OF FINANCIAL INFORMATION REMUNERATION AND EXPENSES - ELECTED OFFICIALS For The Year Ended June 30, 2022

Schedule 3

NAME	POSITION	REMUNERATION	EXPENSES
ALLEN, TERRY	ELECTED TRUSTEE	45,440	4,816
HOLMES, ROBERT GERALD	ELECTED TRUSTEE	42,270	3,729
LARSEN, LAURIE	ELECTED TRUSTEE	48,610	3,342
MCNALLY, LAURAE W.	ELECTED TRUSTEE	42,270	5,616
THIND, GURPREET S	ELECTED TRUSTEE	42,270	2,233
TYMOSCHUK, GARY DANIEL	ELECTED TRUSTEE	42,270	3,915
WILSON, SHAWN W	ELECTED TRUSTEE	42,270	4,669
TOTAL FOR ELECTED OFFICIALS		305,397	28,321

Prepared under the *Financial Information Regulation*, Schedule 1, subsection 6 (2)(a)

BOARD OF EDUCATION OF SCHOOL DISTRICT NO. 36 (SURREY)

UNAUDITED SCHEDULE OF FINANCIAL INFORMATION REMUNERATION AND EXPENSES - EMPLOYEES For The Year Ended June 30, 2022

Schedule 4

DEFINITIONS

The *Financial Information Regulation*, Schedule 1, subsection 6(1) provides the following definitions in relation to remuneration and expenses paid in respect of employees.

Remuneration -

- (a) includes any form of salary, wages, bonuses, gratuities, taxable benefits except MSP, payment into trust or any form of income deferral paid by the corporation to the employee or on behalf of the employee during the fiscal year being reported upon, whether or not such remuneration is reported under the Income Tax Act (Canada), and
- (b) does not include anything payable under a severance agreement.

Expenses

- (a) includes travel expenses, memberships, tuition, relocation, vehicle leases, extraordinary hiring expenses, registration fees and similar amounts paid directly to an employee, or to a third party on behalf of the employee, and which has not been included in "remuneration",
- (b) is not limited to expenses that are generally perceived as perquisites, or bestowing personal benefit, and may include expenditures required for employees to perform their job functions, and
- (c) excludes benefits of a general nature applicable to all employees pursuant to an agreement such as medical, dental, counselling, insurance and similar plans

BOARD OF EDUCATION OF SCHOOL DISTRICT NO. 36 (SURREY)

UNAUDITED SCHEDULE OF FINANCIAL INFORMATION REMUNERATION AND EXPENSES - EMPLOYEES For The Year Ended June 30, 2022

Schedule 4

NAME	REMUNERATION	EXPENSES	POSITION
A'BEAR, DAVID BRIAN	152,070	2,440	ADMINISTRATOR
AAKU, MICHAEL M.	96,414	16	TEACHING STAFF
ABDELMALAK, NERMIN	80,088	0	TEACHING STAFF
ABED RABBO, RICHARD	87,555	0	TEACHING STAFF
ABLITT, WAYNE GARY NORMA	97,828	790	TEACHING STAFF
ABRAHAM, ELIZABETH	97,807	928	TEACHING STAFF
ADAMS, COREY	81,808	1,748	EXCLUDED STAFF(ON MUN.PENSION)
ADAMS, CYNTHIA L	99,516	0	TEACHING STAFF
ADAMS, JULIE	84,892	0	STUDENT SUPPORT STAFF
ADAMS, LAUREN M.	94,561	11	TEACHING STAFF
AFILAL, SYLVIE	95,680	0	TEACHING STAFF
AHLUWALIA, HERJOTE KAUR	87,532	0	TEACHING STAFF
AHN, JIN WAN JAMES	102,342	0	TEACHING STAFF
AHONEN, JOYCE MAXINE	96,615	0	TEACHING STAFF
AIKENHEAD, ANDREW NICHOLAS	91,095	0	TEACHING STAFF
AINSCOW, JULIE KRISTA	89,088	0	TEACHING STAFF
AITKEN, LAURA NICOLE	79,428	0	TEACHING STAFF
AKESTER, SHANNON LEIGH	102,380	0	TEACHING STAFF
ALCOCK, DANIEL ROBERT	89,134	0	TEACHING STAFF
ALDUS, RHONDA A	129,647	14	ADMINISTRATOR
ALEFI, FARZANA	96,450	0	TEACHING STAFF
ALEXANDER, MIRIAM	90,725	860	TEACHING STAFF
ALFAWICKI, SUE JOANNE	89,264	0	TEACHING STAFF
ALI, RIAZ	85,099	121	EXCLUDED STAFF(ON MUN.PENSION)
ALI, SABRINA SHANAZ	76,494	0	TEACHING STAFF
ALIWALAS, ARNEL CHRISTOPHE	100,119	634	TEACHING STAFF
ALLARD, MARYLENE SUZANNE	97,897	0	TEACHING STAFF
ALLARD, VIRGINIA MICHELLE	133,437	113	ADMINISTRATOR
ALLINGER, PAUL	96,432	0	TEACHING STAFF
ALLINGHAM, MELISSA ANNE	96,485	0	TEACHING STAFF
ALLISON, GRAHAM M.	89,248	0	TEACHING STAFF
ALPARAQUE, DALE	97,844	0	TEACHING STAFF
ALPARAQUE, JENNIFER LEAH	96,485	0	TEACHING STAFF
ALTINGER, GARY	107,756	0	CONT. EDUCATION INSTRUCTOR
ALVARADO CRUZ, JACQUELINE GUAD	88,423	0	TEACHING STAFF
ALVARO, DIANNA LEIGH	88,276	62	TEACHING STAFF
AMBOE, KEVIN J	97,842	0	TEACHING STAFF
AMBROSIO, SALLY-ANN	127,634	2,126	ASSOCIATED PROFESSIONALS
AMENTA, NELLA RITA	89,148	0	TEACHING STAFF
AMSING, ANN-RYLYNN MAMON	97,391	0	TEACHING STAFF
ANDERSEN, JENNIFER	82,036	709	TEACHING STAFF
ANDERSEN, NICOLE MARIE	96,485	0	TEACHING STAFF
ANDERSEN, SHARLENE ANITA	89,383	0	TEACHING STAFF
ANDERSEN, TANIS MARIE	96,502	0	TEACHING STAFF
ANDERSON, AMANDA	98,067	0	TEACHING STAFF
ANDERSON, ANASTASSIA ANNIE	100,250	0	TEACHING STAFF
ANDERSON, CHRISTIE LEIGH	80,619	0	TEACHING STAFF
ANDERSON, COLE ALLAN	95,242	0	TEACHING STAFF
ANDERSON, EVE HELEN	97,828	0	TEACHING STAFF
ANDERSON, JASON C.	128,603	0	ADMINISTRATOR

BOARD OF EDUCATION OF SCHOOL DISTRICT NO. 36 (SURREY)

UNAUDITED SCHEDULE OF FINANCIAL INFORMATION REMUNERATION AND EXPENSES - EMPLOYEES For The Year Ended June 30, 2022

Schedule 4

NAME	REMUNERATION	EXPENSES	POSITION
ANDERSON, KAITLIN ROSE	84,826	0	TEACHING STAFF
ANDERSON, KELSEY ALISON	96,537	0	TEACHING STAFF
ANDERSON, KENDRA DEE	78,279	0	TEACHING STAFF
ANDERSON, STACEY L.	147,761	75	ADMINISTRATOR
ANDRES, VANESSA ANGELA	83,019	0	TEACHING STAFF
ANDREWS, GURPREET KAUR	96,467	0	TEACHING STAFF
ANDREWS, MICHAEL JOHN	97,846	0	ASSOCIATED PROFESSIONALS
ANDREWS, SHARON A P	87,631	0	TEACHING STAFF
ANDREYCHUK, RENATE	96,399	0	TEACHING STAFF
ANGELTVEDT, CRAIG R	97,683	0	TEACHING STAFF
ANNAN, MATTHEW A.	75,945	178	TEACHING STAFF
ANONBY, HOLLY R	97,046	41	TEACHING STAFF
ANTIFAEFF, MARGARET ANN	155,659	3,628	ADMINISTRATOR
ANTROBUS, LARA L	100,987	0	TEACHING STAFF
APPADOO, NALINI	82,414	0	TEACHING STAFF
ARAGHI, ELNAZ	75,193	0	NIGHT-SCHOOL STAFF
ARCHER, DARLENE A.	96,830	0	TEACHING STAFF
ARDAGH, GISELLE HELEN	80,517	0	TEACHING STAFF
ARKELL, BRIAN J.	97,568	0	TEACHING STAFF
ARMER, RYAN CASEY	96,485	0	TEACHING STAFF
ARMSTRONG, MARK S.	89,248	0	TEACHING STAFF
ARMSTRONG, TREVOR JASON	87,827	821	TEACHING STAFF
ARNDT, PATRICIA ANNA	88,843	0	TEACHING STAFF
ARNOLD, CHRISTINA	96,485	0	TEACHING STAFF
ARNOLD, KRISTI	76,658	0	TEACHING STAFF
ASAD, ZUHDI NIMER ZUH	97,683	1,013	TEACHING STAFF
ASLAM, NAELA	104,664	11	TEACHING STAFF
ASSAD, MOHAMED JAWAD KHADEM	76,220	0	TEACHING STAFF
ATHWAL, JASDAVE SINGH	96,486	0	TEACHING STAFF
ATTLE, COURTNEY LYNNE	97,096	0	TEACHING STAFF
ATWAL, GURWINDER GARY	102,501	0	TEACHING STAFF
ATWAL, JASKARN	147,861	0	ADMINISTRATOR
ATWAL, JEANNE KI	96,485	0	TEACHING STAFF
ATWAL, SARBJYOT SINGH	88,855	77	TEACHING STAFF
ATWAL, SHERRY	100,988	0	TEACHING STAFF
AU, SELINA SEE LING	97,880	0	TEACHING STAFF
AU, TERENCE SUI KUI	75,571	0	TEACHING STAFF
AUGUSTUS, RICHARD L	95,876	124	TEACHING STAFF
AUJLA, GURKAMAL SINGH	84,584	0	TEACHING STAFF
AUJLA, JASPRIT KAUR	97,096	0	TEACHING STAFF
AUJLA, MANDEEP KAUR	83,027	0	TEACHING STAFF
AUJLA, SUKHJINDER SINGH	75,464	0	TEACHING STAFF
AULAK, PARAMJIT KAUR	130,682	0	ADMINISTRATOR
AULAKH, JENNIFER RAJPAL	99,133	16	TEACHING STAFF
AURE, TAMARA JUSTINE	89,281	0	TEACHING STAFF
AUSTIN, CHARLOTTE ELIZABETH	94,415	0	TEACHING STAFF
AUSTIN, SEAN MACKENZIE	97,880	0	TEACHING STAFF
AVEN, TAMARA	89,692	0	TEACHING STAFF
AVERY, MARK	103,221	0	TEACHING STAFF
AVETISIAN, ZAROUI ZARA	84,899	0	TEACHING STAFF
AYLES, TARYN ALMA	89,314	0	TEACHING STAFF

BOARD OF EDUCATION OF SCHOOL DISTRICT NO. 36 (SURREY)

UNAUDITED SCHEDULE OF FINANCIAL INFORMATION

Schedule 4

REMUNERATION AND EXPENSES - EMPLOYEES

For The Year Ended June 30, 2022

NAME	REMUNERATION	EXPENSES	POSITION
AYRES, SIMON J	212,874	4,535	EXCLUDED STAFF(ON MUN.PENSION)
BABINI, MATTEO EZIO	100,800	59	TEACHING STAFF
BABUIN, LORRAINE R.	96,432	0	TEACHING STAFF
BADWAL, SUKHVEER SINGH	75,752	18	TEACHING STAFF
BAER, LISA ANN	88,788	0	TEACHING STAFF
BAGAI, SHONA	93,627	12	TEACHING STAFF
BAGRI, GUNWANT KAUR	99,219	0	TEACHING STAFF
BAHIA, ONKAR S.	110,170	0	TEACHING STAFF
BAHRA-MANGAT, JESPRIT JESSICA	76,696	0	TEACHING STAFF
BAILEY, LOREA	85,849	0	TEACHING STAFF
BAILEY, MARTIN D.	97,698	0	TEACHING STAFF
BAILEY, SHELDON PATRICK	91,876	0	TEACHING STAFF
BAILLARGEON, VIOLETTE	96,377	0	TEACHING STAFF
BAINS, GURPREET KAUR	99,345	12	TEACHING STAFF
BAINS, HARVINDER KAUR	91,663	86	TEACHING STAFF
BAINS, JAGRUP	81,079	0	TEACHING STAFF
BAINS, JASWANT KAUR	96,450	0	TEACHING STAFF
BAINS, MANDIP K.	96,435	0	TEACHING STAFF
BAINS, NABDEEP KAUR	78,415	614	TEACHING STAFF
BAINS, PARM	101,734	0	TEACHING STAFF
BAINS, PARVINDER S.	100,800	913	TEACHING STAFF
BAINS, SHARON	81,434	0	TEACHING STAFF
BAIRD, ALLISON ANN	97,843	0	TEACHING STAFF
BAIRD, JOHN NICHOLAS	92,698	0	TEACHING STAFF
BAJWA, KAMALJIT	78,146	0	TEACHING STAFF
BAKER, AMANDA GAIL	78,595	15	TEACHING STAFF
BAKER, LISA K.	77,185	0	TEACHING STAFF
BAKER, MARIA	96,291	0	TEACHING STAFF
BAKER, SELMA Z.	96,399	0	TEACHING STAFF
BAKGAARD, DORIS K.	84,013	0	TEACHING STAFF
BAKHT, KHUSH	87,131	0	TEACHING STAFF
BAKSHI, SUE	96,003	0	TEACHING STAFF
BAL, ANUPREET KAUR	126,004	16	ADMINISTRATOR
BAL, GURPREET S.	79,945	300	TEACHING STAFF
BAL, MANDEEP SINGH	89,300	20	TEACHING STAFF
BAL, PARDEEP KAUR	96,467	0	TEACHING STAFF
BALANUIK, STEPHEN DARYL	89,314	0	TEACHING STAFF
BALDASSO, DAVID	152,070	70	ADMINISTRATOR
BALDRY, CHRISTOPHER S.	81,761	4	ADMINISTRATOR
BALDRY, JANET	96,414	0	TEACHING STAFF
BALDWIN, SARAH ELIZABETH	95,927	0	TEACHING STAFF
BALIC, CHRISTINA	96,350	0	TEACHING STAFF
BALIKIS, PAMELA RUTH	76,162	16	TEACHING STAFF
BALJAK, DANIEL	88,868	0	TEACHING STAFF
BALLARD, AMANDA SARAH	97,865	0	TEACHING STAFF
BALLETTA, ADRIANA	102,531	0	TEACHING STAFF
BANJAC, SARA JULIE M.	80,453	0	ADMINISTRATOR
BANKES, ERIC PAUL	105,826	0	TEACHING STAFF
BANNISTER, LINDSAY RENEE	96,600	0	TEACHING STAFF
BARABASH, EMILY DD	95,521	0	TEACHING STAFF
BARAHONA FIGUEROA, MARIA-JOSE	99,383	0	TEACHING STAFF

BOARD OF EDUCATION OF SCHOOL DISTRICT NO. 36 (SURREY)

UNAUDITED SCHEDULE OF FINANCIAL INFORMATION REMUNERATION AND EXPENSES - EMPLOYEES For The Year Ended June 30, 2022

Schedule 4

NAME	REMUNERATION	EXPENSES	POSITION
BARBER, DEANNE GAYLE	95,730	0	TEACHING STAFF
BARBISAN-MYERS, ANNA M.	96,435	488	TEACHING STAFF
BARCLAY, CHELAN C.	97,844	0	TEACHING STAFF
BARDOUNIOTIS, KATERINA ANN	84,412	0	TEACHING STAFF
BARETTO, MEAGAN EMILY	79,429	0	TEACHING STAFF
BARKER, ASHLEY LYNN	79,141	0	TEACHING STAFF
BARKER, JENNIFER MARIE	126,295	32	ADMINISTRATOR
BARNES, AMANDA MARIE	80,300	0	TEACHING STAFF
BARNETSON, CHRISTIANNE ELIZABE	89,765	0	TEACHING STAFF
BARRON, AMANDA LYNNE	83,754	0	TEACHING STAFF
BARRON, ELIZABETH	89,148	0	TEACHING STAFF
BARRY, DAVID GRAHAM	134,737	0	ADMINISTRATOR
BARRY, KAREN ELIZABETH	99,788	0	TEACHING STAFF
BARTLETT, TIFFANY DAWN	81,786	0	TEACHING STAFF
BARTOLONE, KATHARINA	95,715	0	TEACHING STAFF
BARTON, DANIEL JAMES	77,098	0	TEACHING STAFF
BASI, HARRY S.	96,376	0	TEACHING STAFF
BASI, INDERDEEP KAUR	96,112	0	TEACHING STAFF
BASIGIN, BRADLEY JASON	101,719	0	TEACHING STAFF
BASKOVIC, MAXINE P.	96,414	0	TEACHING STAFF
BASRA, PARDIP SINGH	78,144	0	TEACHING STAFF
BASRA, SHEETAL	114,595	1,015	EXCLUDED STAFF(ON MUN.PENSION)
BASSETT, SAMARA REED	98,171	0	TEACHING STAFF
BASSI, KULLVINDER	77,661	0	TEACHING STAFF
BASSI, MANDEEP KAUR	95,078	0	TEACHING STAFF
BASTANTE, PATRICIA	78,028	1,476	TEACHING STAFF
BATHGATE, BARBARA	98,663	0	TEACHING STAFF
BATRA, MEERA	95,870	0	TEACHING STAFF
BAUDIN, MANJIT	96,247	0	TEACHING STAFF
BAUMGARTNER, ANGIE LYNN	97,592	0	TEACHING STAFF
BAXTER, SARAH JENNIFER	97,097	0	TEACHING STAFF
BAYAT, FATEMAH ZEDAH	95,239	0	TEACHING STAFF
BEACH, LAURENCE J.	97,828	0	TEACHING STAFF
BEALE, LAURA GAYLE	96,470	0	TEACHING STAFF
BEALE, PETER RICHARD	96,470	0	TEACHING STAFF
BEARE, ADRIENNE MARIE	96,003	0	TEACHING STAFF
BEARE, SUSAN M.	96,399	0	TEACHING STAFF
BEATON, BRADLEY GERALD	98,698	97	TEACHING STAFF
BEATON, ROXANNE	96,435	0	TEACHING STAFF
BEAUREGARD, KRISTIN LEE	97,570	0	TEACHING STAFF
BEAVER, ANNE MARIE	95,810	0	TEACHING STAFF
BECK, KATHRYN HELEN	78,773	14	TEACHING STAFF
BECK, TERESA A.	136,684	16	ADMINISTRATOR
BECKER, ALYSSA DAWN	101,068	0	TEACHING STAFF
BECKER, SUSAN	95,954	0	TEACHING STAFF
BEDARD, DARREN R.	155,752	25	ADMINISTRATOR
BEDI, RAMANDIP SINGH	87,326	0	TEACHING STAFF
BEDI, SONYA DEEP	87,299	0	TEACHING STAFF
BEDNARZ, LAURA	95,966	1,852	TEACHING STAFF
BEGG, NAVDEEP	100,132	0	TEACHING STAFF
BEGG, SHANE IRSHAD	102,381	0	TEACHING STAFF

BOARD OF EDUCATION OF SCHOOL DISTRICT NO. 36 (SURREY)

UNAUDITED SCHEDULE OF FINANCIAL INFORMATION REMUNERATION AND EXPENSES - EMPLOYEES For The Year Ended June 30, 2022

Schedule 4

NAME	REMUNERATION	EXPENSES	POSITION
BEGGS, ANDREW NEIL	96,485	0	TEACHING STAFF
BEGGS, JESSICA CELESTE	97,586	59	TEACHING STAFF
BEKHIT, NANCY	96,435	0	TEACHING STAFF
BELL, LINDA	89,247	0	TEACHING STAFF
BELL, MARTINA	80,083	0	TEACHING STAFF
BELTON, TERRENCE ALLAN	89,234	782	TEACHING STAFF
BENCZE, RON LASZLO	95,021	0	TEACHING STAFF
BENDFELD, ELIZABETH ARLEEN	96,470	65	TEACHING STAFF
BENDLE, CAROLE D	81,225	225	TEACHING STAFF
BENJAMIN, JULINA DAWN	96,470	0	TEACHING STAFF
BENOIT, TAMMY LORINE	96,449	0	TEACHING STAFF
BENSLEY, STEPHANIE T.	101,256	0	TEACHING STAFF
BENTLEY, CAROLINE M.	95,968	488	TEACHING STAFF
BENTLEY, CHRISTOPHER JOHN	96,306	0	TEACHING STAFF
BENTLEY, KIMBERLEY ANN	84,016	0	CONT. EDUCATION INSTRUCTOR
BENTLEY, VENESSA	96,306	0	TEACHING STAFF
BERDUSCO, KYLE VINCENT	89,164	0	TEACHING STAFF
BERGER, DIANA MARIA	77,746	0	TEACHING STAFF
BERKA, JOANNE ELIZABETH	147,861	34	ADMINISTRATOR
BERNIER, VANESSA NADEGE	96,257	0	TEACHING STAFF
BERTHOLM, ELSIE	147,316	1,220	ADMINISTRATOR
BERTRAND, MICHELLE CATHERINE	95,407	130	TEACHING STAFF
BESSE, DEBBIE-LYNN	89,267	0	TEACHING STAFF
BEYER, ASHLEY	80,515	0	TEACHING STAFF
BEYER, SUSAN MARLENE	139,622	3,326	ADMINISTRATOR
BEZEREDI, LES	110,890	0	TEACHING STAFF
BHAMJEE, BILAL YUSYF	103,962	0	TEACHING STAFF
BHANGU, RAVINDER K.	81,392	0	TEACHING STAFF
BHATTAL, SUKHJIT KAUR	101,732	0	TEACHING STAFF
BHIMJI, ELIZABETH	96,830	0	TEACHING STAFF
BHOLAH, KAMINI	76,835	0	TEACHING STAFF
BHULLAR, SUKHDEEP KAUR	79,602	0	TEACHING STAFF
BHULLAR, SURINDERJIT	94,970	0	TEACHING STAFF
BICKEL, NANCY	96,432	0	TEACHING STAFF
BIEGEL, ANGELI FAY	76,123	0	TEACHING STAFF
BIELAWSKA, URSZULA TERESA	129,866	0	STUDENT SUPPORT STAFF
BIFOLCHI, JENNIFER MARGARET	99,567	222	TEACHING STAFF
BIGGAR, ALEXIS D.	115,479	0	TEACHING STAFF
BIGGIN, JUDITH	100,912	0	TEACHING STAFF
BIGGIN, MICHAEL W.	96,414	0	TEACHING STAFF
BIGOT DE LA TOUANNE, MARION LU	90,705	0	TEACHING STAFF
BILKHU, KAMALDEEP	93,525	16	TEACHING STAFF
BINDRA, HARPREET KAUR	97,828	0	TEACHING STAFF
BINION, CRAIG A.	80,942	0	CONT. EDUCATION INSTRUCTOR
BINNING, MONINDER KAUR	96,413	0	TEACHING STAFF
BINNING, RAJWINDER KAUR	89,314	13	TEACHING STAFF
BIR, JATINDER KAUR	97,825	0	TEACHING STAFF
BIRDSALL, MEGAN AMELIA	88,868	0	TEACHING STAFF
BISHOP, ELIZABETH ASHLEY	79,004	56	TEACHING STAFF
BITTNER, MEGAN	87,530	0	TEACHING STAFF
BLABY, KELSEY SHEILA	98,696	0	TEACHING STAFF

BOARD OF EDUCATION OF SCHOOL DISTRICT NO. 36 (SURREY)

UNAUDITED SCHEDULE OF FINANCIAL INFORMATION REMUNERATION AND EXPENSES - EMPLOYEES For The Year Ended June 30, 2022

Schedule 4

NAME	REMUNERATION	EXPENSES	POSITION
BLACK, CHRISTINA M.	101,068	0	TEACHING STAFF
BLACKMAN, LORIANNE ELIZABETH	87,085	0	TEACHING STAFF
BLACKMORE, MORRIS	97,792	0	TEACHING STAFF
BLACKWELL, SHELLEY JOY	101,218	0	TEACHING STAFF
BLAGDON, TRACY DAWN	137,038	4,458	EXCLUDED STAFF(ON MUN.PENSION)
BLAKE, ALANA NICOLE	79,243	0	TEACHING STAFF
BLENMAN, ROGER R.	88,650	17	TEACHING STAFF
BLOOMFIELD, BRANDON MICHAEL	94,456	0	TEACHING STAFF
BOBIK, MARTIN	147,861	0	ADMINISTRATOR
BOBROWNIK, CHRISTOPHER	143,951	1,153	ADMINISTRATOR
BOGRESS, SANDRA C.	88,256	0	TEACHING STAFF
BOHONOS, ALANA DAWN	94,402	0	TEACHING STAFF
BOIEEIE, AMBER LEA	88,976	0	TEACHING STAFF
BOIEEIE, KYLA EVELYN	87,303	0	TEACHING STAFF
BOLA, SIMONE SONIA	98,180	19	TEACHING STAFF
BOLDUC, J REJEAN	147,861	43	ADMINISTRATOR
BOLTON, LILLIANA	89,281	0	TEACHING STAFF
BOLTON, RYAN E.	89,281	0	TEACHING STAFF
BOMFORD, KIMBERLY DAWN	95,504	0	TEACHING STAFF
BONAMIS, FRANCESCA ROSE	101,289	27	TEACHING STAFF
BONDAR, JEWEL B	140,103	291	ADMINISTRATOR
BONN, MELISSA	99,945	0	TEACHING STAFF
BONNEAU, SUZANNE MARIE	118,313	415	ASSOCIATED PROFESSIONALS
BONT, JEFFREY ALAN	98,748	7	TEACHING STAFF
BOOKER, TIM S	101,218	0	TEACHING STAFF
BOOMHOWER, MARK T	100,784	0	TEACHING STAFF
BOOTH, DARCIE K.	98,821	0	TEACHING STAFF
BOPARAI, RABINDER KAUR	78,180	0	TEACHING STAFF
BORST, COLIN NICOLAS	97,880	0	TEACHING STAFF
BOSE, AMANDA E.	88,838	0	TEACHING STAFF
BOSS, JESSICA RAE	79,429	0	TEACHING STAFF
BOTTAREL, MIA	89,281	0	TEACHING STAFF
BOUCHER, SUSAN	133,437	47	ADMINISTRATOR
BOUDIER, SHARON LEE	98,256	0	TEACHING STAFF
BOUDREAU, JANESSE	129,737	0	ADMINISTRATOR
BOUDREAU, JENNIFER LEE	88,730	277	TEACHING STAFF
BOULET, LAUREEN S.	147,861	0	ADMINISTRATOR
BOURASSA, DONALD	96,450	0	TEACHING STAFF
BOURASSA-LEBLANC, BRIGITTE M L	97,828	0	TEACHING STAFF
BOVENKERK, ARY	78,225	0	TEACHING STAFF
BOWIE, TAVIS JOHN	93,798	0	TEACHING STAFF
BOWRA, CHLOE JOHANNE	75,702	0	TEACHING STAFF
BOYANTON, VICTORIA	94,458	0	TEACHING STAFF
BOYER, AIMEE SARAH	139,950	0	ADMINISTRATOR
BRABENEC, CARLA M.	93,778	297	TEACHING STAFF
BRABER, KARLA	97,807	0	ASSOCIATED PROFESSIONALS
BRADLEY, DIANE CHRISTIN	143,951	0	ADMINISTRATOR
BRADLEY, IXCHEL	152,861	11	ADMINISTRATOR
BRADY, LORI	85,985	0	TEACHING STAFF
BRAEDER, MEGAN ANNE	96,903	0	TEACHING STAFF
BRAICH, SAVRAJ SINGH	99,644	15	TEACHING STAFF

BOARD OF EDUCATION OF SCHOOL DISTRICT NO. 36 (SURREY)

UNAUDITED SCHEDULE OF FINANCIAL INFORMATION REMUNERATION AND EXPENSES - EMPLOYEES For The Year Ended June 30, 2022

Schedule 4

NAME	REMUNERATION	EXPENSES	POSITION
BRAICH, SUNITA	95,400	0	TEACHING STAFF
BRALEY, GAYLE D	100,094	0	TEACHING STAFF
BRAMHILL, HEATHER A.	98,662	0	TEACHING STAFF
BRANDLMAYR, RYAN PAUL	91,684	191	TEACHING STAFF
BRANDT, MATTHEW COLIN	97,880	0	TEACHING STAFF
BRANIGAN, MARNA	97,807	0	TEACHING STAFF
BRAR, KULWINDER SINGH	87,303	0	TEACHING STAFF
BRAR, MANJEET K	95,437	0	TEACHING STAFF
BRAR, PARMJIT K.	121,722	0	TEACHING STAFF
BRAR, VICTOR S.	118,976	0	TEACHING STAFF
BRAR-SIDHU, DEPINDER	94,112	0	TEACHING STAFF
BRAUN, SUZANNE	85,745	975	EXCLUDED STAFF(ON MUN.PENSION)
BRAZZILL, LAURIE LOUISE	90,818	0	TEACHING STAFF
BREBECK, DIANA BEATE	96,450	0	TEACHING STAFF
BREDA, GIOIA ROSARIA	83,031	0	TEACHING STAFF
BREDA, JOSEPH LINO	88,423	0	TEACHING STAFF
BREDENHOLLER, FERDINAND	89,281	2,381	TEACHING STAFF
BREDENHOLLER, MICHELLE T.	96,435	0	TEACHING STAFF
BREG, RACHELLE LISA	97,880	0	TEACHING STAFF
BRENNAN, LEONA	147,761	41	ADMINISTRATOR
BRENNER, CHARLOTTE A.	98,310	0	TEACHING STAFF
BRETT, KAREN J.	92,639	0	TEACHING STAFF
BRETT, SHELLEY T	147,861	35	ADMINISTRATOR
BREVNER, MEGAN MELISSA	87,452	0	TEACHING STAFF
BRION, EDWIN	89,248	0	TEACHING STAFF
BRISBOIS, JEFF ROBERT	98,722	0	TEACHING STAFF
BRISE, KAREN MICHELLE	95,330	0	TEACHING STAFF
BRISKE, HEATHER	96,435	0	TEACHING STAFF
BRISTER, JULIA OCTAVIA	97,865	0	TEACHING STAFF
BRITNEY, BRANDI L.	93,624	0	TEACHING STAFF
BRKIC, JENNIFER MARIA	109,643	0	TEACHING STAFF
BROADWORTH, VANESSA KATHRYN	78,020	0	TEACHING STAFF
BROCKWAY, CARLEY	96,233	0	TEACHING STAFF
BROGNO, SUSAN A.	96,435	0	TEACHING STAFF
BROOKS, JENNIFER LORRAINE	87,046	0	TEACHING STAFF
BROTHERS, KENDALL DIANE	97,844	0	TEACHING STAFF
BROWN, COLIN ALEXANDER	100,800	0	TEACHING STAFF
BROWN, HELEN J.	96,417	0	TEACHING STAFF
BROWN, LESLIE W.M.	93,107	0	TEACHING STAFF
BROWN, RORY GORDON	97,427	93	TEACHING STAFF
BROWN, ROXANNE L	96,510	0	TEACHING STAFF
BROWN, TRACIE LEONA	75,119	0	TEACHING STAFF
BRUCE, CARLA A	98,727	0	TEACHING STAFF
BRUCE, GREGORY KYLE	97,844	0	TEACHING STAFF
BRUCE, PAUL J.	118,705	1,672	TEACHING STAFF
BRUGGER, JOCELYNE H.	79,715	0	TEACHING STAFF
BRUGGER, STEVE M.	97,828	0	TEACHING STAFF
BRYDEN, JILL NICOLE	97,846	0	TEACHING STAFF
BRYSON, CAITLIN JANE	88,501	0	TEACHING STAFF
BRZEZINSKI, EWA	97,792	0	TEACHING STAFF
BUCHAN, BILL J.	91,202	2,924	TEACHING STAFF

BOARD OF EDUCATION OF SCHOOL DISTRICT NO. 36 (SURREY)

UNAUDITED SCHEDULE OF FINANCIAL INFORMATION REMUNERATION AND EXPENSES - EMPLOYEES For The Year Ended June 30, 2022

Schedule 4

NAME	REMUNERATION	EXPENSES	POSITION
BUCHANAN, KIMBERLY RAE	99,871	32	TEACHING STAFF
BUCHHOLZ, GORDON R.	91,495	0	TEACHING STAFF
BUCIFAL, SLAVKO	103,343	0	TEACHING STAFF
BUCKINGHAM, GERARD P.	96,414	0	TEACHING STAFF
BUCKNOR, GARRET HARDLEY	89,247	11	TEACHING STAFF
BUDGE, ASHLEY ISABEL	79,626	0	TEACHING STAFF
BUDHRAJA, PUNEETA	97,885	0	TEACHING STAFF
BUENO, JOANNE GRACE	100,046	0	TEACHING STAFF
BUGDEN, NADINE	76,133	0	TEACHING STAFF
BUGLASS, SHAROLYN DIANE	96,297	0	TEACHING STAFF
BUHL, HELMUT E.	89,031	0	TEACHING STAFF
BUIST, JOHN W.	96,414	0	TEACHING STAFF
BULLER, DONOVAN J.R.	107,237	16	TEACHING STAFF
BUNKER, BEVERLEY	97,934	0	TEACHING STAFF
BURDEN, KATHERINE J.	103,552	0	TEACHING STAFF
BURDEN, KRISTINE JEAN	95,868	0	TEACHING STAFF
BURN, PHILIPPA	82,873	0	TEACHING STAFF
BURNHAM, ASHLEY FAYE	89,281	0	TEACHING STAFF
BURRELL, LISA	86,406	0	TEACHING STAFF
BURWASH, KELLY JEAN	102,381	0	TEACHING STAFF
BURWASH, LESLEE A.M.	95,585	0	TEACHING STAFF
BUTLER, CYNTHIA E.	77,136	0	TEACHING STAFF
BUTTAR, GAYATRI KAUR	97,844	0	TEACHING STAFF
BYRNE, FIACRE CONOR	92,674	0	TEACHING STAFF
CADINHA, JANET CATHERINE	89,267	0	TEACHING STAFF
CADOGAN, MARCEL DWAYNE	84,689	0	TEACHING STAFF
CAHEN, LIANE M	89,248	0	TEACHING STAFF
CALBICK, JENNIFER DANIELLE	90,758	0	TEACHING STAFF
CALBICK, KEVIN MICHAEL	83,754	0	TEACHING STAFF
CALDWELL, BRIANNE AMBER	100,485	0	TEACHING STAFF
CALIMBAS, LYNN MARIE	95,026	0	TEACHING STAFF
CALLA, NICOLE MARIE T.	98,737	0	TEACHING STAFF
CALLEGARI, ALISON	96,413	0	TEACHING STAFF
CAMERON, CLAIRE MAUDE	92,952	0	TEACHING STAFF
CAMERON, DONNA MARIE	77,205	0	TEACHING STAFF
CAMERON, JORDY	97,828	0	TEACHING STAFF
CAMPBELL, DANIELLE RENE	102,381	0	TEACHING STAFF
CAMPBELL, DEVON A	97,877	54	TEACHING STAFF
CAMPBELL, ELIZABETH SOUSA	97,807	121	TEACHING STAFF
CAMPBELL, ERICA DANIELLE	79,293	0	TEACHING STAFF
CAMPBELL, GLYNIS ANN	96,291	0	TEACHING STAFF
CAMPBELL, LARA B	89,267	0	TEACHING STAFF
CAMPBELL, MARY	133,350	1,779	EXCLUDED STAFF(ON MUN.PENSION)
CAMPBELL, RYOKO DAWN	79,566	0	TEACHING STAFF
CAMPBELL, SCOTT H.	95,487	0	TEACHING STAFF
CAMPBELL, SHAWN	148,184	33	ADMINISTRATOR
CAMPBELL, TANYA LEE	96,435	25	TEACHING STAFF
CAMPION, NORENE ELIZABETH	96,341	0	TEACHING STAFF
CANDAELE, HEIDI N.	96,450	0	TEACHING STAFF
CANDELARIA, STEPHANIE MING FEI	84,189	0	TEACHING STAFF
CANHAM, BROOKE MARIE	78,578	0	TEACHING STAFF

BOARD OF EDUCATION OF SCHOOL DISTRICT NO. 36 (SURREY)

UNAUDITED SCHEDULE OF FINANCIAL INFORMATION REMUNERATION AND EXPENSES - EMPLOYEES For The Year Ended June 30, 2022

Schedule 4

NAME	REMUNERATION	EXPENSES	POSITION
CANINO, STEPHANIE JEWEL	93,813	0	TEACHING STAFF
CANTON, JAIME APRIL	85,879	0	TEACHING STAFF
CANUEL, SHELLEY	79,172	0	EXCLUDED STAFF(ON MUN.PENSION)
CAPLAN, SHERRI ANNE	94,487	0	TEACHING STAFF
CAREY, CARA MARIE	92,622	0	TEACHING STAFF
CARGNELLI, LAURIE MARILYN	76,198	0	TEACHING STAFF
CARIGNAN, RYAN MICHAEL	87,976	0	TEACHING STAFF
CARLOS, MARIA MARGARITA	95,213	0	TEACHING STAFF
CARLSEN, CARRIE L.	99,531	0	TEACHING STAFF
CARLSEN, FLORENCE	89,769	7	TEACHING STAFF
CARMICHAEL, FERNE	96,414	0	TEACHING STAFF
CARMICHAEL, KAREN	100,895	0	TEACHING STAFF
CARMICHAEL, TERIANN M.	96,506	0	TEACHING STAFF
CARMICHAEL, VINCE M.	96,450	0	TEACHING STAFF
CARR, MARILYN ERIKA	96,450	0	TEACHING STAFF
CARRINGTON, TARYNE ELIZABETH	96,731	0	TEACHING STAFF
CARRIOU, CHRISTINE HEI OK	98,092	0	TEACHING STAFF
CARTER, BARRIE GABOR	114,764	0	TEACHING STAFF
CARTER, EDWARD GEOFFREY	119,261	21	ADMINISTRATOR
CARVAJAL, JESSICA MARIA	81,569	0	TEACHING STAFF
CASALIS, LAUREN ZEV	99,929	0	TEACHING STAFF
CASIDO, RAINIER ROY	75,985	0	TEACHING STAFF
CASELL, MARK	105,520	5	TEACHING STAFF
CAUDURO, DANIELA	98,874	561	TEACHING STAFF
CECCON, BRENDA V.	86,391	0	TEACHING STAFF
CERAZY, JOANNA E.	97,841	0	TEACHING STAFF
CEREZO, ROSEMARIE VALENCIA	94,544	1,980	EXCLUDED STAFF(ON MUN.PENSION)
CERNEY, S. ALISON	100,056	52	TEACHING STAFF
CHABOT, JENNIFER A	96,878	0	TEACHING STAFF
CHADWICK, LAURA MAE	96,431	2,408	TEACHING STAFF
CHAGANI, ZEENAT	96,450	0	TEACHING STAFF
CHAHAL, RAJBIR	86,695	13	MAINTENANCE STAFF
CHALIFOUR, COLETTE	97,807	11	TEACHING STAFF
CHALLENGER, GINA A.C.	96,360	0	TEACHING STAFF
CHALMERS, DARLA LOUISE	121,743	0	ADMINISTRATOR
CHALMERS, NANCY P.	88,821	0	TEACHING STAFF
CHALMERS, SARAH K.	97,844	0	TEACHING STAFF
CHAMBERS, LISA V.	147,861	0	ADMINISTRATOR
CHAMBERS, SEAN	152,761	22	ADMINISTRATOR
CHAMPION, BRENDA	96,399	0	TEACHING STAFF
CHAN, LAURA KA WING	95,974	53	TEACHING STAFF
CHAN, MICHAEL JAMES	86,325	0	TEACHING STAFF
CHAN, OPHELIA CHI-LING	88,883	0	TEACHING STAFF
CHAN, RICHARD DANIEL	102,576	0	TEACHING STAFF
CHAND, CARLING RAE	82,361	0	TEACHING STAFF
CHAND, SONYA RITA	78,919	0	TEACHING STAFF
CHANDRA, SHELLEY M.	96,306	0	TEACHING STAFF
CHANDRA, SUMANDEEP K.	85,083	0	TEACHING STAFF
CHANG, JENNIE MARIE	88,646	0	TEACHING STAFF
CHANG, SKY WEN TING	84,812	0	TEACHING STAFF
CHAO, ALICE YU-CHEN	102,561	0	TEACHING STAFF

BOARD OF EDUCATION OF SCHOOL DISTRICT NO. 36 (SURREY)

UNAUDITED SCHEDULE OF FINANCIAL INFORMATION REMUNERATION AND EXPENSES - EMPLOYEES For The Year Ended June 30, 2022

Schedule 4

NAME	REMUNERATION	EXPENSES	POSITION
CHAPIESKI, JENNIFER ANN	79,484	0	TEACHING STAFF
CHAPMAN, BONNIE M	78,487	0	TEACHING STAFF
CHAPMAN, KIMBERLY MARIE	95,522	0	TEACHING STAFF
CHARBONNEAU, BRANDON	79,984	18	MAINTENANCE STAFF
CHARBONNEAU, CELINE MARIE	82,891	0	TEACHING STAFF
CHARLTON, DARREN SCOTT	96,450	0	TEACHING STAFF
CHARLTON, ERIN	97,489	0	TEACHING STAFF
CHARNETSKI, LAUREL ANNE	86,836	0	TEACHING STAFF
CHATHA-BASSI, SEEMA R.	96,867	0	TEACHING STAFF
CHAU, LINDA LE DIEN	147,861	10	ADMINISTRATOR
CHAULK, CASEY PATRICIA	97,844	1,089	TEACHING STAFF
CHAWLA, RINA KAUR	97,069	16	TEACHING STAFF
CHAYTOR, REBECCA WHITNEY	89,766	226	TEACHING STAFF
CHEE, LILLIAN C.W.	77,193	0	TEACHING STAFF
CHEEMA, CHARNPREET KAUR	95,366	0	TEACHING STAFF
CHEEMA, JAGDEEP KAUR	80,031	0	TEACHING STAFF
CHEEMA, KIRANJEET KAUR	97,865	0	TEACHING STAFF
CHEEMA, PUNEET KAUR	79,041	0	TEACHING STAFF
CHEN, FUGUO	77,680	1,053	MAINTENANCE STAFF
CHEN, MANDY SY-YING	96,306	0	TEACHING STAFF
CHEN, SHERRY YIN SHAN	96,470	207	TEACHING STAFF
CHENG, DANNY	96,435	0	TEACHING STAFF
CHENG, PAUL	96,417	11	TEACHING STAFF
CHENG, SHUN	96,613	0	TEACHING STAFF
CHHINA, AMANDEEP KAUR	100,751	0	TEACHING STAFF
CHIA, AMELIA LI ANN	75,972	0	TEACHING STAFF
CHILA, DON	131,237	0	ADMINISTRATOR
CHIN, ERROL ANDREW	93,964	0	TEACHING STAFF
CHINA, BRYAN MICHAEL	96,877	0	TEACHING STAFF
CHIO, TONY JIN KIANG	80,222	504	TEACHING STAFF
CHIOREAN, AGNESS MONICA	77,992	0	TEACHING STAFF
CHO, ISABEL	100,779	0	TEACHING STAFF
CHO, MELISSA ANNE	78,509	0	TEACHING STAFF
CHOE, ANN	100,131	0	TEACHING STAFF
CHOE, THOMAS	99,487	5,976	EXCLUDED STAFF(ON MUN.PENSION)
CHOHAN, SUNDEEP K.	147,861	17	ADMINISTRATOR
CHOI, EUN KYUNG	79,071	0	TEACHING STAFF
CHONG, ELAINE MEYFAN	98,085	0	TEACHING STAFF
CHONG, JAMES	101,096	0	TEACHING STAFF
CHOO, VINCENT JULIAN	82,873	0	TEACHING STAFF
CHOPRA, ANU RADHA	97,828	0	TEACHING STAFF
CHOUDHARY, SWETA	95,340	0	TEACHING STAFF
CHOW, EDWIN	136,684	33	ADMINISTRATOR
CHOW, LEANNE CHRISTINE	102,611	63	TEACHING STAFF
CHOW, MARK	96,372	0	TEACHING STAFF
CHRISTMAS, SUSANNE NORIKO	105,433	0	TEACHING STAFF
CHRIST-OBRIEN, CAROLIN	97,828	0	TEACHING STAFF
CHRISTENSEN, DIANE	137,004	0	ADMINISTRATOR
CHRISTENSEN, GRANT CARY	75,896	13	MAINTENANCE STAFF
CHRISTENSEN, LEAH	147,861	0	ADMINISTRATOR
CHRISTENSEN, LOYD	105,183	0	TEACHING STAFF

BOARD OF EDUCATION OF SCHOOL DISTRICT NO. 36 (SURREY)**UNAUDITED SCHEDULE OF FINANCIAL INFORMATION
REMUNERATION AND EXPENSES - EMPLOYEES
For The Year Ended June 30, 2022**

Schedule 4

NAME	REMUNERATION	EXPENSES	POSITION
CHRISTENSEN, SHAUNA L.	102,343	12	TEACHING STAFF
CHRYSTAL, MALCOLM JOHN	96,447	51	TEACHING STAFF
CHUAH, POH C.	110,167	0	TEACHING STAFF
CHUBACK, LYNN	89,281	35	TEACHING STAFF
CHUNG, CHERYL NYUK CHING	92,982	0	TEACHING STAFF
CHUNG, PHILIA ABIGAIL	89,300	0	TEACHING STAFF
CHURCH, MATTHEW JASON	97,846	0	TEACHING STAFF
CHURCH, STEPHEN	95,933	0	TEACHING STAFF
CIAMMAICHELLA, LORI-ANNE	96,653	0	TEACHING STAFF
CIMO, DANIELLE	95,179	717	ASSOCIATED PROFESSIONALS
CLARK, CRYSTAL LYNN	96,485	0	TEACHING STAFF
CLARK, DAVID	95,782	0	TEACHING STAFF
CLARK, KATIE ROSALIND	98,336	0	TEACHING STAFF
CLARK, LENA BEVERLEY	80,103	0	TEACHING STAFF
CLARK, LORI LYNN	99,577	0	TEACHING STAFF
CLARK, RICHARD J.	103,076	0	TEACHING STAFF
CLARK, SANDRA JANE	95,968	0	TEACHING STAFF
CLARK, WILLIAM J	97,318	0	TEACHING STAFF
CLARKE, MATTHEW TRENT	92,740	0	TEACHING STAFF
CLAYTON, RUSSELL J	95,471	0	TEACHING STAFF
CLAYTON, TIMOTHY ALLAN	98,538	0	TEACHING STAFF
CLEMENT, PAUL KA KEI	96,485	0	TEACHING STAFF
CLEMENTS, LISA ANNE	96,485	0	TEACHING STAFF
CLEMSON, ERIC	82,959	0	TEACHING STAFF
CLIFT, TANYA R.	99,764	335	TEACHING STAFF
CLIFT, TAYLOR GORDON	97,866	0	TEACHING STAFF
CLOCHER-FLINK, ANNE-LAURE GABR	89,300	0	TEACHING STAFF
CLOWERS, TARA MARIE	88,836	0	TEACHING STAFF
CLUNAS, BRIAN R	111,716	6	TEACHING STAFF
COE, COLLINE CANDICE	91,393	0	TEACHING STAFF
COLASACCO, LINDA	76,683	0	TEACHING STAFF
COLE, JENNIFER KATHLEEN	91,001	0	TEACHING STAFF
COLE, PATRICIA ANN	96,203	0	TEACHING STAFF
COLEBORN, CHRISTINA SUZANNE	97,792	0	TEACHING STAFF
COLEBORN, RON JAMES	100,041	0	TEACHING STAFF
COLEMAN, ERIN LORRAINE	96,447	0	TEACHING STAFF
COLEMAN, KIMBERLEY MICHELLE	90,702	0	TEACHING STAFF
COLP, DARIEN NEIL	97,810	0	TEACHING STAFF
COLP, SANDRA	89,267	0	TEACHING STAFF
COLQUHOUN, CRAIG	75,198	0	TEACHING STAFF
COLTER, KATY	147,861	0	ADMINISTRATOR
COLTMAN, JUANITA GEORGINA	146,712	5,409	ADMINISTRATOR
COLWELL, CINDY	97,807	0	TEACHING STAFF
COMPTON, LAUREN KRISTEN	102,190	0	TEACHING STAFF
CONN, SAMANTHA LYNN	82,542	0	TEACHING STAFF
CONNELLY, SHARON J.	97,828	0	TEACHING STAFF
CONNER, STEVEN ALBERT	86,248	131	INFORMATION TECHNOLOGY
CONNOR, RANJIT K.	96,452	0	TEACHING STAFF
CONNOR, WILLIAM	96,733	0	TEACHING STAFF
CONVERY, GARETH BRUCE	89,680	648	TEACHING STAFF
COOK, KYM A.	148,951	10	ADMINISTRATOR

BOARD OF EDUCATION OF SCHOOL DISTRICT NO. 36 (SURREY)

UNAUDITED SCHEDULE OF FINANCIAL INFORMATION REMUNERATION AND EXPENSES - EMPLOYEES For The Year Ended June 30, 2022

Schedule 4

NAME	REMUNERATION	EXPENSES	POSITION
COOPER, LAUREL A.	107,201	0	TEACHING STAFF
COPELAND, REBECCA	147,761	0	ADMINISTRATOR
COPLEY, JAMES DONALD	96,450	0	TEACHING STAFF
COPP, KIMBERLY NICOLE	97,730	0	TEACHING STAFF
CORBISHLEY, MARK DAVID	89,314	715	TEACHING STAFF
CORDEIRO LUTZ, MEAGAN KATRINA	94,564	0	TEACHING STAFF
CORDOBA, JENNIFER GABRIELLE	75,946	0	TEACHING STAFF
CORDUKES, CORINNE J.	95,006	0	TEACHING STAFF
CORNFIELD, MICHELLE CATHERINE	96,450	0	TEACHING STAFF
CORPUS, THERESA JANE	94,476	178	TEACHING STAFF
CORREIA, GRAZIELLA	79,884	0	TEACHING STAFF
CORREIA, LISA MAY	100,987	0	TEACHING STAFF
CORREIA, MARIO FRANCO	76,259	0	MAINTENANCE STAFF
CORRICK, CHERYL ANNE	97,880	84	TEACHING STAFF
COSENTINO, ELISABETE MEDEIROS	89,234	0	TEACHING STAFF
COUPAR, FIONA	95,420	6	TEACHING STAFF
COURTADE, JAIME	83,628	0	STUDENT SUPPORT STAFF
COUSINEAU, GISELE M.	96,306	0	TEACHING STAFF
COWAN, STEVEN MARK	136,599	7	ADMINISTRATOR
COWIE, JULIE ANNA	77,119	0	TEACHING STAFF
COX, JENNIFER LYNN	96,485	0	TEACHING STAFF
COX, TYLER ANDREW	101,237	0	TEACHING STAFF
CRAWFORD, LEANNE RAE	95,058	0	TEACHING STAFF
CRAWFORD, SANDRA A.	111,341	15	TEACHING STAFF
CREMA, JEREMY CHRISTOPHE	97,647	0	TEACHING STAFF
CRESPO, GRACE IRENE F.	89,300	0	TEACHING STAFF
CRICHLOW, KERL A	78,220	0	TEACHING STAFF
CRNKOVICH, KRISTY JEAN	129,647	0	ADMINISTRATOR
CROCKER, MELISSA LEANNE	91,662	1,889	TEACHING STAFF
CRONE, LISA A.	96,450	0	TEACHING STAFF
CRONKHITE, JANET	97,809	0	TEACHING STAFF
CROSBY, KAILIE ALEXIS	100,987	13	TEACHING STAFF
CROSS, KYLIE CHRISTINA	98,755	0	TEACHING STAFF
CROSS, LEE	76,862	0	TEACHING STAFF
CROSS, TIM	155,752	0	ADMINISTRATOR
CROSSE, LISA MARJORIE	94,029	0	TEACHING STAFF
CROUTCH, TRACY LYNN	89,267	0	TEACHING STAFF
CROWE, WENDY	90,766	4,918	EXCLUDED STAFF(ON MUN.PENSION)
CROWLEY, KARA MARGARET	90,986	0	TEACHING STAFF
CUMMINGS, HEATHER ANNE	76,095	0	TEACHING STAFF
CUPINO, RONALD JAMES	78,039	0	TEACHING STAFF
CURBY, CORALEE REDEAN	115,475	420	ASSOCIATED PROFESSIONALS
CURRY, KATHY	89,281	0	TEACHING STAFF
CURTIS, NICOLE LOUISE	95,015	32	TEACHING STAFF
CUTLER, LISA M.	97,286	0	TEACHING STAFF
CUTWAY, DEANA L	89,079	0	TEACHING STAFF
CVITKOVICH, LAURA ELISE	81,624	0	TEACHING STAFF
CYBULSKIE, KATHIE FRANCES	87,639	0	TEACHING STAFF
CYRENNE, GUYLAINE	96,399	0	TEACHING STAFF
CZIHALLY, BIANCA MONICA	78,457	0	TEACHING STAFF
D'ANGELO, KATRINA MICHELE	75,973	0	TEACHING STAFF

BOARD OF EDUCATION OF SCHOOL DISTRICT NO. 36 (SURREY)

UNAUDITED SCHEDULE OF FINANCIAL INFORMATION REMUNERATION AND EXPENSES - EMPLOYEES For The Year Ended June 30, 2022

Schedule 4

NAME	REMUNERATION	EXPENSES	POSITION
D'ANGELO, RYAN JOSEPH	78,049	26	TEACHING STAFF
D'CRUZE, CHERYL L.	77,576	0	TEACHING STAFF
D'SOUZA, LEON MICHAEL	101,131	500	TEACHING STAFF
DA COSTA, TINA M.	126,295	32	ADMINISTRATOR
DABBS, YVETTE	97,844	0	TEACHING STAFF
DAINTREY, SARAH ELIZABETH	100,524	12	TEACHING STAFF
DAIPOUR, MARGRIT GABRIELE	89,268	57	TEACHING STAFF
DALGLEISH, MELISSA F.	96,439	0	TEACHING STAFF
DAMASO, CHRISTINE NICOLE	84,962	0	TEACHING STAFF
DANIEL, CATHY ANN	96,414	0	TEACHING STAFF
DANIELS, DENISE LYN	191,972	5,007	EXCLUDED STAFF(ON TCH PENSION)
DANN, BRUCE ALLAN	89,264	0	TEACHING STAFF
DARBYSHIRE, CASSANDRA MARIE	76,842	0	TEACHING STAFF
DARLING, DEBBIE L.	84,112	0	TEACHING STAFF
DAS, APARNA	97,698	1,004	TEACHING STAFF
DAVIDSON, ERIN MARIE	95,830	488	TEACHING STAFF
DAVIDSON, IAN SCOTT	96,399	0	TEACHING STAFF
DAVIES, CLAUDINE	155,752	18	ADMINISTRATOR
DAVIS, AARON MICHAEL	98,722	0	TEACHING STAFF
DAVIS, DEBORAH MARIE	96,450	1,323	TEACHING STAFF
DAVIS, JULIA ELLEN	85,001	0	TEACHING STAFF
DAVIS, LAURA KATHRYN	89,281	0	TEACHING STAFF
DAVIS, LISA	96,291	0	TEACHING STAFF
DAVISON MANERY, TAMELA D.	147,761	51	ADMINISTRATOR
DAVISON, CAROL D	152,070	2,306	ADMINISTRATOR
DAWSON, CINDY	94,523	0	TEACHING STAFF
DAWSON, KIMBERLEY JOY	87,131	13	TEACHING STAFF
DAWSON, STEPHEN COLIN	98,701	0	TEACHING STAFF
DAY, GEOFFREY WILLIAM	85,120	339	INFORMATION TECHNOLOGY
DAY, MICHAEL JOHN	75,247	0	TEACHING STAFF
DAY, NICHOLAS P.	102,190	456	TEACHING STAFF
DAYTON, BRUCE	97,828	0	TEACHING STAFF
DAYTON, LEAH P.	102,327	0	TEACHING STAFF
DE ANNA, STEPHANIE KIRSTEY	79,347	0	TEACHING STAFF
DE BOICE, KEVIN A	155,752	0	ADMINISTRATOR
DE GROOT, HEIDI STEPHANIE	126,295	41	ADMINISTRATOR
DE JAGER, MICHELLE LYNN	99,229	0	TEACHING STAFF
DE LA PAZ, PATRICK ALLEN	98,700	0	TEACHING STAFF
DE LA PENA, JEREMIAH ALBERT	76,151	0	TEACHING STAFF
DE LA VEGA, JENNIFER MARY	95,879	907	TEACHING STAFF
DE LANGE, PETRONELLA JOHANNA	97,807	0	TEACHING STAFF
DE VRIES STADELAAR, KYLIE ANNE	77,459	14	TEACHING STAFF
DEANGELIS, JUDY	97,828	0	TEACHING STAFF
DECAIRE, JOHN JAMES	88,851	0	TEACHING STAFF
DECAIRE, SIMONE ELISABETH	95,521	0	TEACHING STAFF
DECMAN, ROBERT	89,284	0	TEACHING STAFF
DEDISH, PETULLA	97,853	860	TEACHING STAFF
DEEKS, PHILLIP J.L.	102,342	157	TEACHING STAFF
DEGIANNI, JULIE	88,821	0	TEACHING STAFF
DEGHAN, MEGHAN I	100,115	0	TEACHING STAFF
DEJENE, ANTEW	85,882	0	TEACHING STAFF

BOARD OF EDUCATION OF SCHOOL DISTRICT NO. 36 (SURREY)**UNAUDITED SCHEDULE OF FINANCIAL INFORMATION
REMUNERATION AND EXPENSES - EMPLOYEES
For The Year Ended June 30, 2022**

Schedule 4

NAME	REMUNERATION	EXPENSES	POSITION
DEKERF, DAVID	147,861	53	ADMINISTRATOR
DEL CID CASTRO, ASHLEY ERIN	84,230	1,961	TEACHING STAFF
DELMARK, CHRISTINA MARY	75,252	0	TEACHING STAFF
DEMAERE, GINETTE	97,844	0	TEACHING STAFF
DEMUYNCK, JENNIFER MARI	143,405	28	ADMINISTRATOR
DENNILL, KAREN ALISON	93,812	0	TEACHING STAFF
DENNIS, LISA C.	93,743	0	TEACHING STAFF
DENNSTEDT, ANGELA	97,846	615	TEACHING STAFF
DENSON, ADAM ELIAS	75,635	279	TEACHING STAFF
DEO, JASKIRAN	95,448	0	TEACHING STAFF
DEO, MANDEEP KAUR	96,485	0	TEACHING STAFF
DEO, RONALD PRATAP	89,327	1,603	EXCLUDED STAFF(ON MUN.PENSION)
DEOL, DEVINDER	111,721	16	TEACHING STAFF
DEOL, HARJIT S.	105,670	0	TEACHING STAFF
DEOL, HARPAL	126,295	20	ADMINISTRATOR
DEOL, HARPREET K.	78,305	0	TEACHING STAFF
DEOL, MANJINDER KAUR	79,773	0	TEACHING STAFF
DEOL, PAVANDEEP KAUR	83,361	0	TEACHING STAFF
DEOL, SUNNY	136,684	41	ADMINISTRATOR
DER, RACHEL ANNE	139,913	90	ADMINISTRATOR
DERRICK, MICHELLE EMILY	80,059	52	TEACHING STAFF
DESAUTELS, PAULA SUSAN	146,770	18	ADMINISTRATOR
DESROCHERS, SHARISSA MARIE	97,912	0	TEACHING STAFF
DEUTSCH, RYAN ANTHONY	81,063	0	TEACHING STAFF
DEVJI, SHEEBA	97,877	0	TEACHING STAFF
DEWINETZ, ROBERT WILLIAM	148,099	0	ADMINISTRATOR
DHADWAR, NAVNEET	77,941	0	TEACHING STAFF
DHALIWAL, AMANJOT	97,865	0	TEACHING STAFF
DHALIWAL, AMANY AMANDEEP KAUR	96,470	0	TEACHING STAFF
DHALIWAL, AMARDEEP	96,306	0	TEACHING STAFF
DHALIWAL, ANTERPREET KAUR	99,457	0	TEACHING STAFF
DHALIWAL, GULSHARAN	78,521	0	TEACHING STAFF
DHALIWAL, GURJIT KAUR	89,314	0	TEACHING STAFF
DHALIWAL, GURVINDER NEETU	103,416	0	TEACHING STAFF
DHALIWAL, JAGDEEP K.	143,951	0	ADMINISTRATOR
DHALIWAL, KARMIN	76,497	0	TEACHING STAFF
DHALIWAL, MANDEEP SINGH	97,683	0	TEACHING STAFF
DHALIWAL, NEHA	89,832	0	TEACHING STAFF
DHALIWAL, PARMINDER K.	87,944	0	TEACHING STAFF
DHALIWAL, SANDEEP KAUR	96,470	0	TEACHING STAFF
DHALIWAL, SANDEEP SONNY	102,737	0	TEACHING STAFF
DHALIWAL, SONIA KAUR	94,992	0	TEACHING STAFF
DHAMI, GURJEET KAUR	80,817	0	TEACHING STAFF
DHANJU, RUPINDER	97,765	0	TEACHING STAFF
DHARIWAL, BALJIT KAUR	105,685	6	TEACHING STAFF
DHARIWAL, JASMINE	97,948	0	TEACHING STAFF
DHATT, NAVJOT KAUR	96,306	0	TEACHING STAFF
DHILLON, DAVINDER KAUR	96,306	0	TEACHING STAFF
DHILLON, JASMIN KAUR	78,967	0	TEACHING STAFF
DHILLON, JATINDER	199,402	6,042	EXCLUDED STAFF(ON TCH PENSION)
DHILLON, KULWINDER	98,747	0	TEACHING STAFF

BOARD OF EDUCATION OF SCHOOL DISTRICT NO. 36 (SURREY)

UNAUDITED SCHEDULE OF FINANCIAL INFORMATION REMUNERATION AND EXPENSES - EMPLOYEES For The Year Ended June 30, 2022

Schedule 4

NAME	REMUNERATION	EXPENSES	POSITION
DHILLON, MANJIT M.	89,281	0	TEACHING STAFF
DHILLON, PRITPAL KAUR	89,267	0	TEACHING STAFF
DHILLON, RAJDEEP KAUR	95,496	0	TEACHING STAFF
DHILLON, SABRINA MANDEEP	97,880	0	TEACHING STAFF
DHILLON, SARA	88,422	220	TEACHING STAFF
DHILLON, SUKHDEEP KAUR	97,880	0	TEACHING STAFF
DHILLON, SUMANPAL SINGH	96,470	0	TEACHING STAFF
DHINDSA, KIRANVEER KAUR	89,347	0	TEACHING STAFF
DHOT, JASVINDER KAUR	97,061	0	TEACHING STAFF
DHUDWAL, SHARONJEET KAUR	97,683	0	TEACHING STAFF
DI ANTONIO, RINO	91,124	1,265	EXCLUDED STAFF(ON MUN.PENSION)
DI CURZIO, LORETA LORETANA	96,450	0	TEACHING STAFF
DIACK, JENNIFER MARIE	79,288	0	TEACHING STAFF
DICESARE, DIANA	152,070	4,010	ADMINISTRATOR
DICK, VERNON KARL	101,710	69	TEACHING STAFF
DICKIE, CHELSEY JENNIFER	89,314	0	TEACHING STAFF
DICKINSON, HOLLY BRYANNE	77,587	0	TEACHING STAFF
DICKINSON, MICHELE A	96,405	0	TEACHING STAFF
DICKINSON, ROBIN	100,347	40	TEACHING STAFF
DICKSON, CHRISTINA FAY	89,314	0	TEACHING STAFF
DIEGEL, LISA JOY	97,880	0	TEACHING STAFF
DIETRICH, MICHELE M	97,010	0	TEACHING STAFF
DIEWERT, TERESA LYNN	91,495	50	TEACHING STAFF
DILLON, DEBORAH K	76,283	124	TEACHING STAFF
DILLON, RAUBI TIRATH	75,659	0	TEACHING STAFF
DILLON, TAMMY RAYMONDE	86,153	0	TEACHING STAFF
DIOGAN, GURDEEP	89,824	0	EXCLUDED STAFF(ON MUN.PENSION)
DIONNE, RENEE	97,844	55	TEACHING STAFF
DIONNE, SUZIE MARIE	81,940	0	TEACHING STAFF
DIXON, ALYSSA LAUREL	80,124	0	TEACHING STAFF
DO SKALINSKI, TRAM	82,791	0	TEACHING STAFF
DOCKSTEADER, REEGAN ROBERT W.	95,989	0	TEACHING STAFF
DODD, SUZANNE MARIE	88,614	0	TEACHING STAFF
DODGE, ALICIA VICTORIA	105,808	0	TEACHING STAFF
DOLAN, PAMELA	96,399	0	TEACHING STAFF
DOLUNTAP, LISA MARIA	76,525	0	TEACHING STAFF
DOMEIER, LISA M.	100,042	488	TEACHING STAFF
DOMINGO, ELEANOR ASUNCION	97,792	561	TEACHING STAFF
DOMONKOS, CHRISTY LEE	86,845	0	TEACHING STAFF
DOMONKOS, JACQUELINE L.	96,470	0	TEACHING STAFF
DONALDSON, KEITH LESLIE	102,375	11	TEACHING STAFF
DONALDSON, SUSAN JEAN	79,424	0	TEACHING STAFF
DONNELLY, GERALDINE	98,648	0	TEACHING STAFF
DONNELLY, HAROLD MALCOLM	75,753	0	TEACHING STAFF
DONNELLY, KRISTIN MARIE	93,689	0	TEACHING STAFF
DONNISON, TAMARA LEAH	96,542	0	TEACHING STAFF
DONOHUE, CARRIE ANN	89,281	0	TEACHING STAFF
DOOLEY, DAVID STANLEY	79,350	272	TEACHING STAFF
DOREY, KRISTIN	111,663	13	TEACHING STAFF
DOS SANTOS, CARLA MARIA	96,435	0	TEACHING STAFF
DOSANJH, BALRAJ	96,211	0	TEACHING STAFF

BOARD OF EDUCATION OF SCHOOL DISTRICT NO. 36 (SURREY)

UNAUDITED SCHEDULE OF FINANCIAL INFORMATION REMUNERATION AND EXPENSES - EMPLOYEES For The Year Ended June 30, 2022

Schedule 4

NAME	REMUNERATION	EXPENSES	POSITION
DOSANJH, JASLEEN KAUR	97,376	0	TEACHING STAFF
DOSANJH, NAVNIT	100,815	0	TEACHING STAFF
DOSANJH, PARAMJIT KAUR	79,603	0	TEACHING STAFF
DOUBLEDAY, DAVID RHYS	98,081	0	TEACHING STAFF
DOUBLEDAY, TANYA RACHELLE	82,512	0	TEACHING STAFF
DOUGLAS, AARON KYLE	105,525	0	CONT. EDUCATION INSTRUCTOR
DOUGLAS, ALANA	86,247	2,759	TEACHING STAFF
DOUGLAS, ALISON J.	87,947	0	TEACHING STAFF
DOUGLAS, SAMUEL DAVID	102,375	12	TEACHING STAFF
DOULL, JENNIFER LEIGH	89,689	0	TEACHING STAFF
DOVALE, LISA MARIA	89,147	0	TEACHING STAFF
DOWNES, ANDREA	97,792	0	TEACHING STAFF
DOWNS, EMILINE	96,450	0	TEACHING STAFF
DOYLE, DOUGLAS LEONARD	97,792	0	TEACHING STAFF
DOYLE, MICHAEL ROY	98,700	0	TEACHING STAFF
DRAKE, ADAM	118,780	0	TEACHING STAFF
DRAKE, JULIA V.	96,414	0	TEACHING STAFF
DRAYTON, LEAH GAY	92,130	0	EXCLUDED STAFF(ON MUN.PENSION)
DREW, KATHERINE	96,714	0	TEACHING STAFF
DREWS, YVETTE NICOLE	102,189	946	ASSOCIATED PROFESSIONALS
DRIEDGER, TREVOR CLARKE	89,134	0	TEACHING STAFF
DRISCOLL, MICHAEL R.	116,253	0	TEACHING STAFF
DRISS, BEN S.	114,385	0	TEACHING STAFF
DRY, MELISSA JANE	77,183	10	TEACHING STAFF
DUBIENSKI, COURTNEY NORMA J	76,526	0	TEACHING STAFF
DUBLAND, ELYSIA SUZANNA	94,838	0	TEACHING STAFF
DUBUC, STEVEN PHILIP	81,736	0	MAINTENANCE STAFF
DUDKA, MARCELO C.	96,435	74	TEACHING STAFF
DUDLEY, ALEXANDRA	75,986	50	TEACHING STAFF
DUDLEY, JENNIFER KAILA	87,989	248	TEACHING STAFF
DUECK, KAREN A.	96,435	0	TEACHING STAFF
DUFAULT, LAUREL E.	96,450	0	TEACHING STAFF
DUFF, KASHA M.	133,437	29	ADMINISTRATOR
DUFFIELD, ELIZABETH FAITH	78,201	830	TEACHING STAFF
DUIMEL, PAULA J	96,565	0	TEACHING STAFF
DUKE, BRENDA LYNN	88,376	0	TEACHING STAFF
DUKE, DEREK GRAHAM	98,737	248	TEACHING STAFF
DULAL, SUMAN	97,882	0	TEACHING STAFF
DULLA, MANJIT	96,435	0	TEACHING STAFF
DULLKU, OMINDER MEENA	93,621	0	TEACHING STAFF
DUMOUCHELLE, MICHAEL R.	98,737	369	TEACHING STAFF
DUNCAN, DAINA MARIE	80,113	0	TEACHING STAFF
DUNCAN, DIANE L	84,551	0	TEACHING STAFF
DUNCAN, JAMISON JOHN	96,485	0	TEACHING STAFF
DUNCAN, KIMBERLY B	89,314	0	TEACHING STAFF
DUNCAN, YOLANDA	96,414	448	TEACHING STAFF
DUNDAS, PATRICIA LOUISE	207,488	6,897	EXCLUDED STAFF(ON MUN.PENSION)
DUNLOP, CALVIN R	96,450	0	TEACHING STAFF
DUNLOP, LINDA J	97,825	647	TEACHING STAFF
DUNN, BLAKE RONALD	97,844	0	TEACHING STAFF
DUNNING, FIONA G.	96,450	0	TEACHING STAFF

BOARD OF EDUCATION OF SCHOOL DISTRICT NO. 36 (SURREY)

UNAUDITED SCHEDULE OF FINANCIAL INFORMATION REMUNERATION AND EXPENSES - EMPLOYEES For The Year Ended June 30, 2022

Schedule 4

NAME	REMUNERATION	EXPENSES	POSITION
DY, CATHERINE CHENNEL	89,799	0	TEACHING STAFF
DY, JOAN YUEN-YE	96,485	0	TEACHING STAFF
DYCK, PETER ALEX	87,943	857	TEACHING STAFF
DYCK, SHARON	100,950	0	TEACHING STAFF
DYM, DAMIAN	122,522	38	ADMINISTRATOR
DYMENT, JEAN-FRANCOIS	79,600	0	TEACHING STAFF
DYSALVADOR, ANDREA NICOLE	80,911	0	TEACHING STAFF
EASTON, DEBORAH JANE	94,040	0	TEACHING STAFF
ECKERT, FIONA ANNE	147,861	79	ADMINISTRATOR
ECKERT, MICHEAL	102,343	602	TEACHING STAFF
EDMONDSON, BRADLEY JONATHAN	78,291	1,261	TEACHING STAFF
EDWARDS, ABBY G.	89,677	0	TEACHING STAFF
EDWARDS, JENNIFER ELIZABETH	97,283	0	TEACHING STAFF
EDWARDS, WARREN R	89,281	0	TEACHING STAFF
EELES, KATHERINE ELIZABETH	85,414	0	TEACHING STAFF
EGAN, PETER B.	89,248	0	TEACHING STAFF
EGITTO, CHARLENE	101,216	247	TEACHING STAFF
EISMA, SYLVIA H.	97,807	0	TEACHING STAFF
EL HALABI, LOUAY FARID	89,281	0	TEACHING STAFF
EL-NASHAR, ZEINA SULEIMAN	136,684	811	ADMINISTRATOR
ELDEN, KRISTY LOUISE	95,343	0	TEACHING STAFF
ELDER, JOLENE KRISTI LYN	126,295	0	ADMINISTRATOR
ELDRIDGE, BRITTANY CHRISTINE	76,380	0	TEACHING STAFF
ELENA, SANDEEP	97,862	0	TEACHING STAFF
ELFSTROM, TRACEY A.	107,352	0	TEACHING STAFF
ELLESTAD, FRANK PAUL	84,297	126	TEACHING STAFF
ELLETT, CHRISTOPHER RYAN EARL	100,880	270	TEACHING STAFF
ELLETT, LINDSEY MARIE	97,698	239	TEACHING STAFF
ELLIOT, ANDREW	92,387	37	EXCLUDED STAFF(ON MUN.PENSION)
ELLIOTT, ERIN DAWN	98,158	0	TEACHING STAFF
ELLIOTT, PAUL ALEXANDER	116,989	0	TEACHING STAFF
ELLIS, DIANA E	147,761	4	ADMINISTRATOR
ELLISON, MARY PATRICIA	96,450	0	TEACHING STAFF
ELPHICK, MELISSA CARLY	97,376	0	TEACHING STAFF
ELSTON, SHEREE LYNN	98,674	0	TEACHING STAFF
EMAMVERDI, MASOUMEH	97,683	0	TEACHING STAFF
EMNACEN, ELISE	88,919	0	TEACHING STAFF
ENG, JENNIFER LAURIE	77,176	0	TEACHING STAFF
ENGBRECHT, PATRICIA	97,853	35	TEACHING STAFF
ENGLAND, GREGORY GORDON	83,889	531	TEACHING STAFF
ENGLAND, JOHANNA MARIE	95,013	0	TEACHING STAFF
ENGLAND, MARC	100,078	0	TEACHING STAFF
ENGLISH, LLOWYIN E.	79,759	0	TEACHING STAFF
ENNS, MARINA L.	136,599	0	ADMINISTRATOR
EPPELE, KRISTINE PATRICE	126,295	0	ADMINISTRATOR
ERB, CRAIG M.	108,507	0	TEACHING STAFF
ERCEG, DAJANA	122,216	0	ADMINISTRATOR
ERICKSON, BLAKE CAMERON	100,127	50	TEACHING STAFF
ERICKSON, SHELLIE	89,248	0	TEACHING STAFF
ESARYK, ASHLEY NICOLE	80,528	0	TEACHING STAFF
ESPINOSA, MYLENE	78,558	0	TEACHING STAFF

BOARD OF EDUCATION OF SCHOOL DISTRICT NO. 36 (SURREY)

UNAUDITED SCHEDULE OF FINANCIAL INFORMATION REMUNERATION AND EXPENSES - EMPLOYEES For The Year Ended June 30, 2022

Schedule 4

NAME	REMUNERATION	EXPENSES	POSITION
ETHIER, STEPHANE	96,435	0	TEACHING STAFF
EURICH, KRISTINE ALENA	96,485	0	TEACHING STAFF
EVANS, SEAN DANIEL	91,971	40	TEACHING STAFF
EWACHA, EDWARD LESLIE	96,488	0	TEACHING STAFF
EWEN, LEANNE	76,424	0	TEACHING STAFF
EWEN, MICHAEL S.	76,595	0	TEACHING STAFF
EYTCHESON, CONNIE MICHELLE	78,370	0	TEACHING STAFF
EZAKI, VANESSA	98,050	1,411	EXCLUDED STAFF(ON MUN.PENSION)
EZELYK, KIRSTEN DANAE	79,198	0	TEACHING STAFF
FADUM, KAREN UNA	126,295	0	ADMINISTRATOR
FAIRHEAD, MARIKO J. NOMURA	86,388	0	TEACHING STAFF
FALK, KIRSTEN ELIZABETH	101,184	11	TEACHING STAFF
FANG, CHAO HAN TROY	86,507	16	TEACHING STAFF
FARAONE, JUSTIN JACK	97,626	0	TEACHING STAFF
FARQUHAR, KIRSTEN	146,982	3,351	ADMINISTRATOR
FARQUHAR, ROBERTA JEAN	91,291	0	TEACHING STAFF
FARRANT, CHRISTINA BAILEY	98,776	0	TEACHING STAFF
FARRELL, DEBORAH L.	76,909	0	TEACHING STAFF
FARSTAD, KAIJA LEONA	96,354	0	TEACHING STAFF
FASSE, BRIAN JOHANNES	100,985	0	TEACHING STAFF
FAST, DARRELL	98,681	0	TEACHING STAFF
FAST, SUZANNE LORI	82,780	0	TEACHING STAFF
FAUCHON, PIERRE	89,234	0	TEACHING STAFF
FEATHER, MAIKEN MICHELE	95,523	0	TEACHING STAFF
FEAZEL, CELINE DYMUNA	99,015	0	TEACHING STAFF
FEDDER, SHANAH	97,206	0	TEACHING STAFF
FEDYK, CARLOS A.	96,175	0	TEACHING STAFF
FEHR, TANIA	78,749	0	TEACHING STAFF
FELTHAM, BARBARA	94,489	0	TEACHING STAFF
FENRICK, LAURETTA C.	147,861	28	ADMINISTRATOR
FENTON, LAURA LEE	143,951	122	ADMINISTRATOR
FERGUSON, HEIDI KATHLEEN	96,450	0	TEACHING STAFF
FERGUSON, JARED RICHARD V.	89,148	0	TEACHING STAFF
FERGUSON, PAUL JAMES	96,306	0	TEACHING STAFF
FERNANDEZ, ANN MARIE	96,887	0	TEACHING STAFF
FERRIER, LEE A.	100,968	0	TEACHING STAFF
FERRIS, ALEXANDRA	98,082	0	TEACHING STAFF
FETIGAN, LESLEY A.	96,422	0	TEACHING STAFF
FETT, BONNY GLORIA A.	89,248	0	TEACHING STAFF
FEUZ, ANALISA	97,792	0	TEACHING STAFF
FICOCIELLO, DIANE	96,436	0	TEACHING STAFF
FICZAY, VALENTINA	93,802	0	TEACHING STAFF
FIGUEIRA, MARK A.	98,702	0	TEACHING STAFF
FILIATRAULT, JOSHUA ROBERT	77,664	604	TEACHING STAFF
FILIATRAULT, TANIS ELISE	83,997	0	TEACHING STAFF
FILIPOVIC, SUZANA	88,802	0	TEACHING STAFF
FILIPPELLI, GIUSEPPE JOE	99,421	0	TEACHING STAFF
FINDLAY, CHRISTA TAMARA	93,560	0	TEACHING STAFF
FINDLAY, JANNA MARIE	89,766	0	TEACHING STAFF
FINDLAY, JENNIFER A.	97,266	0	TEACHING STAFF
FINDLER, SANDRA L.	92,967	0	TEACHING STAFF

BOARD OF EDUCATION OF SCHOOL DISTRICT NO. 36 (SURREY)

UNAUDITED SCHEDULE OF FINANCIAL INFORMATION REMUNERATION AND EXPENSES - EMPLOYEES For The Year Ended June 30, 2022

Schedule 4

NAME	REMUNERATION	EXPENSES	POSITION
FINN, CHRISTOPHER MICHAEL	79,642	502	TEACHING STAFF
FISHER, NIGEL ALAN	89,587	16	TEACHING STAFF
FITZ, RONDALYN	136,684	16	ADMINISTRATOR
FJERMESTAD, LISA A	89,134	0	TEACHING STAFF
FLACK, H. EMILY C.	96,450	0	TEACHING STAFF
FLANAGAN, AMBER E	80,680	0	ADMINISTRATOR
FLANNAGAN, ALLISON M.	96,450	0	TEACHING STAFF
FLATHER, DARCEY LYNN	101,202	0	TEACHING STAFF
FLEMING, AUDREY MONICA	86,248	0	TEACHING STAFF
FLEMING, COURTNEY SOLVEIG	78,195	0	TEACHING STAFF
FLEMING, KERI DAWN	78,264	57	TEACHING STAFF
FLEMING, KEVIN S.	96,450	0	TEACHING STAFF
FLINK, BLAIR	97,825	561	TEACHING STAFF
FLINT, COLETTE L.	97,481	0	TEACHING STAFF
FLORES, JOBEE ANN	92,838	0	TEACHING STAFF
FLORIO, JODI LYNN	96,450	0	TEACHING STAFF
FLORKOWSKI, KELLY JANICE	89,326	0	TEACHING STAFF
FLYNN, MARK J.	136,684	4	ADMINISTRATOR
FOLEY, MICHAEL O'BRIEN	92,117	0	TEACHING STAFF
FOLKERS, MEGAN LARAINÉ	96,306	0	TEACHING STAFF
FONG, PUI TING KAREN	97,879	0	TEACHING STAFF
FONSECA, KARIS YVONNE	82,544	0	TEACHING STAFF
FORBES, JANE ALEXANDRA	147,861	0	ADMINISTRATOR
FORBES-KING, GREG WILLIAM	88,652	223	EXCLUDED STAFF(ON MUN.PENSION)
FORDE, MIKA MARIA	97,875	28	TEACHING STAFF
FORERO WILKINSON, MARIA FERNAN	92,393	0	TEACHING STAFF
FORSYTH, CAROLYN	97,683	553	TEACHING STAFF
FORSYTHE, AMBER JOAN	85,791	469	TEACHING STAFF
FOSTER, ELIZABETH A.	97,850	0	TEACHING STAFF
FOSTER, GLENNIS	96,399	0	TEACHING STAFF
FOSTER, GRACE	86,509	0	TEACHING STAFF
FOURNIER, DEREK	97,355	0	TEACHING STAFF
FOWLER, GAIL ANNETTE	97,770	0	TEACHING STAFF
FOWLER, MEGAN	87,358	0	TEACHING STAFF
FOX, ANDREA D.	97,233	0	TEACHING STAFF
FOX, ANN-MAREE	97,792	2,394	TEACHING STAFF
FRAMPTON, RUSSELL PATRICK	89,300	0	TEACHING STAFF
FRANCISCO, ROSENDO	75,027	0	MAINTENANCE STAFF
FRANCO, JOSEPH ANTHONY	79,424	0	TEACHING STAFF
FRANK, GREG DWIGHT	238,520	19,253	EXCLUDED STAFF(ON MUN.PENSION)
FRANSEN, LANA ERINNE	89,281	0	TEACHING STAFF
FRANSEN, TAMARA LYNN	97,377	0	TEACHING STAFF
FRASER TILLEY, BARBARA KRISTIN	97,807	0	TEACHING STAFF
FRASER, CHRISTIE MAE	79,262	0	TEACHING STAFF
FRASER, CHRISTINA	86,693	0	TEACHING STAFF
FRASER, KRISTINA TRACEY	78,353	0	TEACHING STAFF
FRASER, LINDSAY PAIGE	98,273	0	TEACHING STAFF
FRASER, SUSAN M.	95,761	0	TEACHING STAFF
FRASER, TANIS JOANNE	96,364	0	TEACHING STAFF
FREDERICKSON, JOHN PAUL	97,792	0	TEACHING STAFF
FREDERICKSON, LINDSEY VICTORIA	97,880	0	TEACHING STAFF

BOARD OF EDUCATION OF SCHOOL DISTRICT NO. 36 (SURREY)

UNAUDITED SCHEDULE OF FINANCIAL INFORMATION REMUNERATION AND EXPENSES - EMPLOYEES For The Year Ended June 30, 2022

Schedule 4

NAME	REMUNERATION	EXPENSES	POSITION
FREEMAN, MARGO LEIGH	88,868	0	TEACHING STAFF
FREJ, CANDACE ELIZABETH	82,723	0	TEACHING STAFF
FREW, TAMARA D.	97,843	21	TEACHING STAFF
FRIEL, KAREN ANGELA	89,482	0	TEACHING STAFF
FRIESEN, BRIAN	91,336	0	MAINTENANCE STAFF
FRIESEN, GENEVIEVE IRENE	96,291	11	TEACHING STAFF
FRIESEN, MICHAEL ANTHONY	90,640	153	TEACHING STAFF
FRIESEN, RYAN MATTHEW	77,536	0	MAINTENANCE STAFF
FRIESEN, SARAH KATE	97,097	0	TEACHING STAFF
FRINSKIE, LEONARD A	87,443	0	MAINTENANCE STAFF
FRISK, KENNETH M.	96,217	0	TEACHING STAFF
FROBERG, CARINA	88,900	0	TEACHING STAFF
FROST, LINDA LOUISE	89,248	310	TEACHING STAFF
FROST, PAUL	98,788	0	TEACHING STAFF
FRYER, TOBY HOVAN	96,485	0	TEACHING STAFF
FUJII, MEGAN RACHEL	82,150	0	TEACHING STAFF
FULLER, MERILEE L.	97,844	0	TEACHING STAFF
FULLER, SUSAN	96,414	111	TEACHING STAFF
FUNK, MAUREEN LUCILLE	97,282	0	TEACHING STAFF
FURTADO, ANTONIO	96,399	0	TEACHING STAFF
FUTA, LEANNE	78,301	860	TEACHING STAFF
GABEL, VINCENT A	89,229	0	TEACHING STAFF
GABRIEL-MORRISSEY, ANGELA	94,132	1,150	TEACHING STAFF
GABRIELE, CARRIE L	96,417	0	TEACHING STAFF
GABRYS, LISA MARIE	97,843	0	TEACHING STAFF
GAETZ, HEIDI M.	85,038	0	TEACHING STAFF
GAFUR, NAUSHEEN NILUFAR	79,752	0	TEACHING STAFF
GAGNON, MICHEL	98,136	347	TEACHING STAFF
GAIND, ANITA	102,398	14	TEACHING STAFF
GALBRAITH, ALEXANDRA	91,286	32	TEACHING STAFF
GALE, JENNIFER MICHELLE	86,310	0	TEACHING STAFF
GALLACHER, DREW	89,281	0	TEACHING STAFF
GALLAGHER, MARY PATRICIA E	99,773	0	TEACHING STAFF
GALLANT, STEPHANIE	87,930	285	TEACHING STAFF
GALLVITZ, DARREN THEODORE	89,262	0	TEACHING STAFF
GAMBLER, WILLIAM GEORGE	79,131	0	TEACHING STAFF
GAMMEL, BYRON M.	147,861	28	ADMINISTRATOR
GANDER, MANDY M.	100,950	16	TEACHING STAFF
GANDERTON, TONYA	96,450	0	TEACHING STAFF
GANDHA, ACHAL	140,032	3,552	EXCLUDED STAFF(ON MUN.PENSION)
GANDHAM, MANITA KAUR	85,821	0	TEACHING STAFF
GANSORN, SHANNON LEA	96,293	0	TEACHING STAFF
GANTON, SHEILA	90,439	0	TEACHING STAFF
GARBE, DANIELLE	106,635	0	TEACHING STAFF
GARCHA, AMREETA K	79,165	0	TEACHING STAFF
GARCHA, RUBINA KAUR	81,329	0	TEACHING STAFF
GARDIN, KELLY S.	86,933	0	TEACHING STAFF
GARDNER, DANIEL J.	96,450	0	TEACHING STAFF
GAREAU, ALAIN	89,347	0	TEACHING STAFF
GARLAND, LANA	92,709	349	TEACHING STAFF
GARNEAU, MARC A.	101,132	522	TEACHING STAFF

BOARD OF EDUCATION OF SCHOOL DISTRICT NO. 36 (SURREY)

UNAUDITED SCHEDULE OF FINANCIAL INFORMATION REMUNERATION AND EXPENSES - EMPLOYEES For The Year Ended June 30, 2022

Schedule 4

NAME	REMUNERATION	EXPENSES	POSITION
GASPARD, JOANNE L.	96,414	0	TEACHING STAFF
GATERELL, SCOTT ANDREW	96,450	0	TEACHING STAFF
GAUMONT, DEVON IRENE	87,963	0	TEACHING STAFF
GAZDAR, AMARJEET	100,474	0	TEACHING STAFF
GEDDES, MARGARET H	148,677	57	ADMINISTRATOR
GEE, WAH	97,843	0	TEACHING STAFF
GEISLER, MATTHEW MICHAEL	82,352	0	TEACHING STAFF
GELOWITZ, HEATHER M.	96,450	0	TEACHING STAFF
GEMMELL, BRIEN R.S.	100,949	0	TEACHING STAFF
GENSCHOREK, CHARLOTTE	97,828	0	TEACHING STAFF
GERBRANDT, RON W.	110,240	71	TEACHING STAFF
GERDIS, NICOLA SHARON	99,862	0	TEACHING STAFF
GEREMIA, AMBER LEE	76,962	0	TEACHING STAFF
GERHARDT, CHRISTA	84,438	0	TEACHING STAFF
GERTZ, LINDA	120,123	4,077	EXCLUDED STAFF(ON MUN.PENSION)
GESSEY, KAREN	95,451	0	TEACHING STAFF
GEYER, TINA LOUISE	93,614	0	TEACHING STAFF
GHUMAN, HARJOT SINGH	136,599	0	ADMINISTRATOR
GIBB, ROCHELLE ALICIA	97,314	0	TEACHING STAFF
GIBBS, LISA MICHELLE	96,330	0	TEACHING STAFF
GIBBY, ANGHARAD MARI	95,968	0	TEACHING STAFF
GIBSON BERG, TIFFANY	76,457	0	TEACHING STAFF
GIHM, GRACE EUNHYE	95,041	0	TEACHING STAFF
GILL, AMANDA AMANDEEP K	99,496	0	TEACHING STAFF
GILL, AMANDEEP KAUR	97,392	0	TEACHING STAFF
GILL, AMARINDERJIT SINGH	89,248	0	TEACHING STAFF
GILL, AMRJIT K.	97,683	0	TEACHING STAFF
GILL, BALJIT	96,435	0	TEACHING STAFF
GILL, BALTEJ BOBBY SINGH	97,865	0	TEACHING STAFF
GILL, CHARANJIT KAUR	97,391	0	TEACHING STAFF
GILL, CHERYL L.	87,930	0	TEACHING STAFF
GILL, DALJIT S	107,237	98	TEACHING STAFF
GILL, DEPINDER KAUR	97,459	0	TEACHING STAFF
GILL, GURDEEP KAUR	81,037	0	TEACHING STAFF
GILL, GURJEEVAN KAUR	91,410	0	TEACHING STAFF
GILL, GURPREET	78,876	18	MAINTENANCE STAFF
GILL, HARINDERJOT JODI	88,256	0	TEACHING STAFF
GILL, HARMANPAL SINGH	108,201	488	TEACHING STAFF
GILL, HARPREET K.	90,603	0	TEACHING STAFF
GILL, JASBIR	108,479	41	TEACHING STAFF
GILL, JASPAL KAUR	94,929	0	TEACHING STAFF
GILL, KARAN PAUL	95,389	0	TEACHING STAFF
GILL, KIRAN KAUR	84,348	27	TEACHING STAFF
GILL, KRISTINA	76,651	0	TEACHING STAFF
GILL, KULVINDER K.	78,271	0	TEACHING STAFF
GILL, LAKWINDER RONNI	97,844	0	TEACHING STAFF
GILL, MANPREET KAUR	89,277	0	TEACHING STAFF
GILL, MINI	101,216	0	TEACHING STAFF
GILL, NAJINDER	100,665	6	TEACHING STAFF
GILL, NARINDER KAUR	97,878	24	TEACHING STAFF
GILL, NAVJEET	97,376	0	TEACHING STAFF

BOARD OF EDUCATION OF SCHOOL DISTRICT NO. 36 (SURREY)

UNAUDITED SCHEDULE OF FINANCIAL INFORMATION REMUNERATION AND EXPENSES - EMPLOYEES For The Year Ended June 30, 2022

Schedule 4

NAME	REMUNERATION	EXPENSES	POSITION
GILL, PUNAM KAUR	84,728	0	TEACHING STAFF
GILL, RAJ K	89,134	0	TEACHING STAFF
GILL, RAVIJOT KAUR	89,047	247	TEACHING STAFF
GILL, RAVINDAR KAUR	94,041	0	TEACHING STAFF
GILL, REENA KAUR	142,463	67	ADMINISTRATOR
GILL, ROBERT R.	78,202	603	INFORMATION TECHNOLOGY
GILL, RONEETA KRYSTLE	75,616	0	TEACHING STAFF
GILL, RUPINDER KAUR	96,306	0	TEACHING STAFF
GILL, RUPINDER KAUR	97,506	0	TEACHING STAFF
GILL, SANDEEP SINGH	89,605	0	TEACHING STAFF
GILL, SARABJIT KAUR	98,798	0	TEACHING STAFF
GILL, SHAMINDER K.	96,485	0	TEACHING STAFF
GILL, SHERYL D	96,432	0	TEACHING STAFF
GILL, SIMMERDEEP SIBLI	97,605	0	TEACHING STAFF
GILL, SUKHVIR KAUR	97,792	11	TEACHING STAFF
GILLIES, ALANA L.	77,958	0	TEACHING STAFF
GILRAY, MICHAEL D.	93,277	0	TEACHING STAFF
GLADSTONE, JENNIFER LYNNE	80,435	0	TEACHING STAFF
GLAVIN, SARI LYNN	91,597	977	TEACHING STAFF
GLEADHILL, IAN MARTIN	96,435	30	TEACHING STAFF
GLEESON, JANINE DENISE	86,260	12	TEACHING STAFF
GLEITMAN, COREY M.	101,202	248	TEACHING STAFF
GLENISTER, MICHAEL P	89,264	0	TEACHING STAFF
GLENNON-YEE, KEELEY	87,018	0	TEACHING STAFF
GOCMEN, MUSTAFA	120,633	11	TEACHING STAFF
GOERTZEN, ANDREW JOHN	76,349	0	TEACHING STAFF
GOGAG, ALONZO	82,323	0	TEACHING STAFF
GOGUEN, CHANTAL	97,844	351	TEACHING STAFF
GOMES, BRIDGET ESMERALDA	96,807	0	TEACHING STAFF
GOMES, PAUL	89,248	0	TEACHING STAFF
GONSALES, JESSICA ALISON	103,604	0	TEACHING STAFF
GONSALES, PATRICK ANDREW	102,381	0	TEACHING STAFF
GOODMAN, STEVEN	110,557	188	EXCLUDED STAFF(ON MUN.PENSION)
GORDON, ANITA KATHY	93,540	0	TEACHING STAFF
GORIO, HUDSON GAUKEN	79,590	685	MAINTENANCE STAFF
GORMAN, VINCENT	96,399	0	TEACHING STAFF
GOSAL, HARINDER S.	96,450	0	TEACHING STAFF
GOSLING, MICHAEL DOUGLAS	105,214	3,015	EXCLUDED STAFF(ON MUN.PENSION)
GOTO, PATSY NAOMI	92,619	0	TEACHING STAFF
GOULD, CLARE C	78,461	0	TEACHING STAFF
GOWAN, TRINA LEE	89,260	0	TEACHING STAFF
GRAHAM, BRENDEN MICHAEL	75,481	0	TEACHING STAFF
GRANT, CURTIS CHRISTOPHE	88,372	0	TEACHING STAFF
GRANT, JOHN	93,743	0	TEACHING STAFF
GRANT, LATIECIA	98,491	0	TEACHING STAFF
GRANT, MONICA-RAE	101,358	0	TEACHING STAFF
GRANT, ROBERT MURRAY	82,573	0	TEACHING STAFF
GRATA, NICOLLE SANDRA	96,438	0	TEACHING STAFF
GRAVE, MITCH HUET	89,300	0	TEACHING STAFF
GRAY, CORINNE LOUISE	97,303	0	TEACHING STAFF
GRAY, ERIKA LAUREN	97,115	0	TEACHING STAFF

BOARD OF EDUCATION OF SCHOOL DISTRICT NO. 36 (SURREY)

UNAUDITED SCHEDULE OF FINANCIAL INFORMATION REMUNERATION AND EXPENSES - EMPLOYEES For The Year Ended June 30, 2022

Schedule 4

NAME	REMUNERATION	EXPENSES	POSITION
GRAY, JESSICA	96,306	0	TEACHING STAFF
GREAU, KAREN MARIA	155,659	4,779	ADMINISTRATOR
GRECZI, RICH F	76,633	16	TEACHING STAFF
GREEN, CARLA ANN	143,779	6,113	ADMINISTRATOR
GREEN, JONATHAN RANDALL	77,118	0	TEACHING STAFF
GREEN, KELSEY ANN TENILL	78,021	0	TEACHING STAFF
GREENBERG, KATHLEEN	94,652	0	TEACHING STAFF
GREENE, KATHERINE RACHEL	89,942	0	TEACHING STAFF
GREGERSON, RENEE MICHELLE	85,245	654	TEACHING STAFF
GREGGAIN, BRANDI	97,828	0	TEACHING STAFF
GREGORY, NIOMIE	78,316	878	ASSOCIATED PROFESSIONALS
GREIG, NANCY DORA K.	96,291	0	TEACHING STAFF
GRESCHNER, KAREN E.	97,792	0	TEACHING STAFF
GREWAL, HARPREET KAUR	96,435	0	TEACHING STAFF
GREWAL, JASMEEN KAUR	78,310	0	TEACHING STAFF
GREWAL, KAMALJIT KAUR	139,950	0	ADMINISTRATOR
GREWAL, MANDEEP KAUR	89,476	0	TEACHING STAFF
GREWAL, MANPREET SINGH	101,146	134	TEACHING STAFF
GREWAL, PARAMPREET KAUR	97,698	0	TEACHING STAFF
GREWAL, PAVANJIT KAUR	81,113	0	TEACHING STAFF
GREWAL, SAVEEN	97,828	0	TEACHING STAFF
GRGIC, DIANA	89,148	0	TEACHING STAFF
GRIGGS, ELIZABETH EUGENIA	97,880	0	TEACHING STAFF
GRILLS, LAURA	147,316	11	ADMINISTRATOR
GROBERMAN, ROBERT	96,291	0	TEACHING STAFF
GROHMANN, MANUELA S	95,757	346	TEACHING STAFF
GRONMYR, SOPHIE A.	96,449	0	TEACHING STAFF
GRONNEMOSE, MONA	97,844	0	TEACHING STAFF
GROVER, CARMEN ALISA	96,511	0	TEACHING STAFF
GRUDEN, VICKI	98,663	0	TEACHING STAFF
GRUNDY, JULIE L.	97,842	451	TEACHING STAFF
GRYB, NATALIA	95,508	0	TEACHING STAFF
GRZESKOWIAK, COLIN D	97,843	0	TEACHING STAFF
GUEZALOVA, KARINE	102,248	0	TEACHING STAFF
GUGLIELMUCCI, JAMIE M.	96,485	0	TEACHING STAFF
GUILMANT-SMITH, SARAH K.	100,092	0	TEACHING STAFF
GULBRANSEN, ASHLEY KRISTEN	85,957	0	TEACHING STAFF
GULBRANSEN, JENNIFER BAUTISTA	95,618	0	TEACHING STAFF
GUNN, TINA MARIE	98,447	447	TEACHING STAFF
GUPTA, RITIKA	89,334	860	TEACHING STAFF
GURALIUK, CARLY KAYLYN	100,821	0	TEACHING STAFF
GURALIUK, TRACY	92,753	0	TEACHING STAFF
GURM, SUKHWINDER KAUR	96,247	0	TEACHING STAFF
GUTKOWSKI, CATHERINE	97,792	12	TEACHING STAFF
HAASE, KRISTA BETH	89,108	0	TEACHING STAFF
HABIB, ANGELA	79,517	0	TEACHING STAFF
HACHE, SERGE JOSEPH	95,019	0	TEACHING STAFF
HACKETT, CAROL A.	96,345	0	TEACHING STAFF
HACKETT, LAURA J.	90,987	0	TEACHING STAFF
HAFFNER, MICHAEL	126,024	42	ADMINISTRATOR
HAGELUND, LORI SUSAN	96,510	0	TEACHING STAFF

BOARD OF EDUCATION OF SCHOOL DISTRICT NO. 36 (SURREY)

UNAUDITED SCHEDULE OF FINANCIAL INFORMATION REMUNERATION AND EXPENSES - EMPLOYEES For The Year Ended June 30, 2022

Schedule 4

NAME	REMUNERATION	EXPENSES	POSITION
HAGGLUND, DARRELL LLOYD	96,452	0	TEACHING STAFF
HAID, BRENDA MAY JEAN	97,828	0	TEACHING STAFF
HAINES, ROBERT WILLIAM	96,630	0	TEACHING STAFF
HAINSWORTH, GAVIN B	96,306	0	TEACHING STAFF
HALE, TROY A.	96,450	71	TEACHING STAFF
HALEY, CORBY	97,792	0	TEACHING STAFF
HALFORD, BRODIE ROBIN	77,853	0	TEACHING STAFF
HALL, JOAN E	96,362	0	TEACHING STAFF
HALL, JUDY L.	88,953	0	TEACHING STAFF
HALL, MICHAEL E	97,807	0	TEACHING STAFF
HALL, SHARON J.	96,435	0	TEACHING STAFF
HALL, WENDY MARIE	89,300	0	TEACHING STAFF
HALUSHCHENKO, OLHA	76,494	0	TEACHING STAFF
HALUSHCHENKO, YURIY	83,973	16	TEACHING STAFF
HAMID, ASSEM MAHMOUD	98,196	677	EXCLUDED STAFF(ON MUN.PENSION)
HAMILTON, JAN K	99,807	0	TEACHING STAFF
HAMILTON, LAURA MICHELLE	97,886	0	TEACHING STAFF
HAMILTON, LINDSAY M	78,234	0	MAINTENANCE STAFF
HAMMOND, SHEILA	155,752	8	ADMINISTRATOR
HAN, JANE SZE-TIN	94,077	0	TEACHING STAFF
HANS, ANGELA L.	96,003	0	TEACHING STAFF
HANS, DEEPINDER KAUR	97,683	0	TEACHING STAFF
HANS, SATINDER KAUR	97,828	11	TEACHING STAFF
HANSEN, AI	82,990	0	TEACHING STAFF
HANSEN, TANYA C	97,266	0	TEACHING STAFF
HANSEN, TESSA MAEGAN	89,282	0	TEACHING STAFF
HANSRA, RAJDEEP KAUR	101,242	0	TEACHING STAFF
HAPKE, NATHAN TODD	91,547	0	TEACHING STAFF
HARA, SELINA	77,161	0	TEACHING STAFF
HARASYMCHUK, MARIE	94,879	0	TEACHING STAFF
HARDER, JENNIFER L	100,849	0	TEACHING STAFF
HARDING, JON	153,036	18,652	EXCLUDED STAFF(ON MUN.PENSION)
HARDING, LAURA DIANNE	96,450	0	TEACHING STAFF
HARDING, LORIS A.	96,432	0	TEACHING STAFF
HARDMAN, J. TIM	106,674	194	TEACHING STAFF
HARDY, STEPHEN	147,864	73	ADMINISTRATOR
HARE, RACHEL	98,654	0	TEACHING STAFF
HARKISON, JENNIFER	81,467	0	EXCLUDED STAFF(ON MUN.PENSION)
HARMAN, LINDSEY ANN	78,464	0	TEACHING STAFF
HAROLD, LORI-ANNE	97,318	0	TEACHING STAFF
HARRADINE, SELINA LUCILLE	95,933	0	TEACHING STAFF
HARRINGTON, LEANNA LYNNE	75,183	0	TEACHING STAFF
HARRINGTON, RYAN JAMES	79,232	0	TEACHING STAFF
HARRIS, ANNETTE RENEE	87,371	0	TEACHING STAFF
HARRIS, KATHRYN	102,507	15	TEACHING STAFF
HARRISON, BRETT WILLIAM	79,319	0	TEACHING STAFF
HARRISON, EITHNE J	101,866	242	ADMINISTRATOR
HARRISON, JACLYN MACKENZIE	77,607	0	TEACHING STAFF
HARRISON, KRISTY LYNN	109,417	15	TEACHING STAFF
HARRY, SUNDDIP	89,784	0	TEACHING STAFF
HART, CHRISTINE MICHELLE	75,247	0	TEACHING STAFF

BOARD OF EDUCATION OF SCHOOL DISTRICT NO. 36 (SURREY)

UNAUDITED SCHEDULE OF FINANCIAL INFORMATION REMUNERATION AND EXPENSES - EMPLOYEES For The Year Ended June 30, 2022

Schedule 4

NAME	REMUNERATION	EXPENSES	POSITION
HART, CYNTHIA A.	89,298	0	TEACHING STAFF
HART, HEATHER	99,594	0	TEACHING STAFF
HASHMI, AMEERA	78,518	0	TEACHING STAFF
HATCH, CHELSEA TATIANA	96,550	0	TEACHING STAFF
HATTON, SHERYL C.	99,550	0	TEACHING STAFF
HAUGEN, CHARLENE	109,769	100	TEACHING STAFF
HAUSCHILDT, KRISTA MARIE	76,568	0	TEACHING STAFF
HAVELIWALLA, ZUBIN	95,829	6	TEACHING STAFF
HAVERS, ALEXANDER PAUL	106,336	16	TEACHING STAFF
HAYER, RUPINDER K	98,318	0	TEACHING STAFF
HAYES, JILL	85,738	0	TEACHING STAFF
HAYES, REX	155,752	0	ADMINISTRATOR
HAYLER, EMILY SCARLETT	81,142	1,355	TEACHING STAFF
HAYNES, AARON M.	99,531	0	TEACHING STAFF
HAYRE, HERLEEN	94,805	0	TEACHING STAFF
HAYWARD, LARA ELAINE	88,423	0	TEACHING STAFF
HAYWARD, MARY BARBARA	89,300	0	TEACHING STAFF
HEACOCK, KURT MARSHALL	80,940	200	TEACHING STAFF
HEACOCK, TARA L.	96,377	0	TEACHING STAFF
HEAD, SANDRA NICOLE	90,003	0	TEACHING STAFF
HEARTY, MEGAN LOUISE	79,322	0	TEACHING STAFF
HEATON, COLIN	75,089	13	MAINTENANCE STAFF
HEER, KIRANJOTH	77,632	0	TEACHING STAFF
HEER, RUPA (JAGROOP) K	99,894	0	TEACHING STAFF
HEGEDUS, TINA	80,694	0	EXCLUDED STAFF(ON MUN.PENSION)
HEGGIE, KYLENE NICOLE	97,392	0	TEACHING STAFF
HEGGIE, RUSSELL GEORGE	88,883	0	TEACHING STAFF
HEHAR, AMANPAL KAUR	97,844	0	TEACHING STAFF
HEIDRICH, COLLEEN JILL	84,899	0	TEACHING STAFF
HEIEIS, CINDY J.	119,261	0	ADMINISTRATOR
HEINE, JOACHIM	82,240	0	CONT. EDUCATION INSTRUCTOR
HEINRICK, DEBORAH A	92,623	0	TEACHING STAFF
HEINTZ, GRETTA R	79,940	0	TEACHING STAFF
HELLAND, BRAD A.	147,861	0	ADMINISTRATOR
HELLAND, MICHELE NICOLE	136,657	30	ADMINISTRATOR
HELLYER, PAULA L.	96,470	0	TEACHING STAFF
HEMRICK, WILLIAM JOHN	85,506	0	TEACHING STAFF
HENDERSON, ALAN	100,094	0	TEACHING STAFF
HENDERSON, ERIK E.	98,821	0	TEACHING STAFF
HENDERSON, KATHRYN NICOLE	86,681	0	TEACHING STAFF
HENDERSON, MURRAY	88,821	0	TEACHING STAFF
HENDERSON, STEPHANIE ANN	90,890	0	TEACHING STAFF
HENDY, MICHELLE R	93,764	0	TEACHING STAFF
HENSHAW, KELLY SHIZU	97,880	0	TEACHING STAFF
HEPTING, JEREMY M.	96,452	793	TEACHING STAFF
HEPTING, TAMMIE LYNN	89,284	0	TEACHING STAFF
HERBERT, ORRIE RONALD	80,798	0	TEACHING STAFF
HEREDIA, REUBEN FRANCIS	86,464	0	TEACHING STAFF
HERMANN, CRYSTAL LEE	81,108	0	TEACHING STAFF
HERN, SARAH KATHLEEN	86,693	0	TEACHING STAFF
HERNSTEDT, SILVY ISABEL	88,242	0	TEACHING STAFF

BOARD OF EDUCATION OF SCHOOL DISTRICT NO. 36 (SURREY)

UNAUDITED SCHEDULE OF FINANCIAL INFORMATION REMUNERATION AND EXPENSES - EMPLOYEES For The Year Ended June 30, 2022

Schedule 4

NAME	REMUNERATION	EXPENSES	POSITION
HEWITSON, SCOTT E.	107,818	16	TEACHING STAFF
HIBBERT, SINEAD	95,895	0	TEACHING STAFF
HIDDLESTON, LISA Y.	90,096	0	TEACHING STAFF
HIEBERT, KIMBERLEY IRENE	95,522	0	TEACHING STAFF
HIEBERT, WESLEY	89,148	0	TEACHING STAFF
HIGNELL, KEN G.	155,752	0	ADMINISTRATOR
HILL, CHANTAL	94,525	0	TEACHING STAFF
HILL, HEATHER L.	147,861	34	ADMINISTRATOR
HILL, KERRI L.	96,450	0	TEACHING STAFF
HILL, THEA VICTORIA	79,916	0	TEACHING STAFF
HILLEN, LARISSA LEE	134,412	11	ADMINISTRATOR
HILICK, CHRISTINE VINCENTIA	97,844	860	TEACHING STAFF
HILLSDON, ANDY PAUL	109,292	0	TEACHING STAFF
HILTZ, KRISTI JENNIFER	78,585	0	TEACHING STAFF
HIMBERT, AGNIESZKA IZABELA	94,158	1,302	EXCLUDED STAFF(ON MUN.PENSION)
HITTRICH, ANNA	87,809	0	TEACHING STAFF
HJORTH, SHERRY L.	95,004	0	TEACHING STAFF
HO, HSING-HUA STEVE	97,843	0	TEACHING STAFF
HO, JANET	89,248	0	TEACHING STAFF
HO, JENNY KAR YAN	78,838	6	TEACHING STAFF
HOBSON, ELLEN FRANCES	97,844	0	TEACHING STAFF
HODGINS, KATHERINE C.	189,587	2,034	EXCLUDED STAFF(ON TCH PENSION)
HODGSON, MARK	96,414	0	TEACHING STAFF
HOEFELICH, MONICA ELISABETH	97,698	0	TEACHING STAFF
HOEKSTRA, AMY NICOLE	97,464	0	TEACHING STAFF
HOELZLEY, DAVID M.	100,094	0	TEACHING STAFF
HOENISCH, DANNETTE	97,844	214	TEACHING STAFF
HOFF, ELIZABETH KARIN	97,880	120	TEACHING STAFF
HOFFMAN, CAPRICE TRUDY	89,267	0	TEACHING STAFF
HOGG, SANDRA JAYNE	136,599	1,656	ADMINISTRATOR
HOLFEUER, CHRIS	75,730	18	MAINTENANCE STAFF
HOLLAND, ANDREW	218,134	21,130	EXCLUDED STAFF(ON TCH PENSION)
HOLLAND, SPENCER DOUGLAS	97,392	0	TEACHING STAFF
HOLLANDER, LEE-ANN N.	98,251	0	TEACHING STAFF
HOLICK-KENYON, IAN ELLIOT	79,250	0	TEACHING STAFF
HOLLIDAY, STEVE	76,958	0	INFORMATION TECHNOLOGY
HOLLINS, ERIN MAUREEN	97,844	0	TEACHING STAFF
HOLLISTON, DARREN W	99,792	0	TEACHING STAFF
HOLMES, DEBORAH R.	100,939	1,986	TEACHING STAFF
HOLMS, LESLIE	96,029	0	TEACHING STAFF
HOLT, MEGAN ELIZABETH	78,437	0	TEACHING STAFF
HOLT, TARA	143,502	20	ADMINISTRATOR
HOM, ALBERT M.	98,718	11	TEACHING STAFF
HONEYWELL, KEITH W.	94,488	721	TEACHING STAFF
HOOK, JEFFREY WARREN	95,450	0	TEACHING STAFF
HOPE, JENNIFER MARIE	76,927	0	TEACHING STAFF
HOPKINS, JENNIFER LYNN	97,878	366	TEACHING STAFF
HOPPS, GEORGINA	99,764	886	TEACHING STAFF
HOPPS, GREGORY S	147,861	0	ADMINISTRATOR
HORNE, ANDREA	77,164	0	TEACHING STAFF
HORNING, STEPHEN	89,203	0	TEACHING STAFF

BOARD OF EDUCATION OF SCHOOL DISTRICT NO. 36 (SURREY)

UNAUDITED SCHEDULE OF FINANCIAL INFORMATION REMUNERATION AND EXPENSES - EMPLOYEES For The Year Ended June 30, 2022

Schedule 4

NAME	REMUNERATION	EXPENSES	POSITION
HORSTEAD, JOHN B.	147,861	0	ADMINISTRATOR
HORTON, ALEXANDRA	89,571	0	TEACHING STAFF
HORTON, CHRISTINE M.	84,899	351	TEACHING STAFF
HORVAT, KARIN D.	89,689	0	TEACHING STAFF
HOSKIN, DAVID CAMERON	97,879	242	TEACHING STAFF
HOSKINS, MICHELLE T.	89,688	0	TEACHING STAFF
HOSSACK, KELLY LOUISE	97,843	0	TEACHING STAFF
HOTHI, HARVIR KAUR	96,485	776	TEACHING STAFF
HOTTI, ALLISON JANE	97,843	960	TEACHING STAFF
HOUCHEN, GORDON K.	107,076	16	TEACHING STAFF
HOVEN, MICHAEL B	100,078	0	TEACHING STAFF
HOVEN, MICHAELYN R.	100,788	724	TEACHING STAFF
HOWARD, JACQUELINE S	152,070	4,754	ADMINISTRATOR
HOWARD, PAM	88,823	0	TEACHING STAFF
HOWDEN, BRONWEN LEIGH	126,295	41	ADMINISTRATOR
HOWETT, RYAN WILLIAM	126,295	0	ADMINISTRATOR
HOYANO, KARALEA PHYLLIS	96,218	0	TEACHING STAFF
HRYCAN, BRENDA M.	95,917	0	TEACHING STAFF
HSIEH, DIANA	75,899	0	TEACHING STAFF
HU, THOMAS	98,648	0	TEACHING STAFF
HU, WENDY	90,972	71	TEACHING STAFF
HUA, DAVE VAN	89,213	0	MAINTENANCE STAFF
HUANG, I-MING MILLIE	82,843	0	TEACHING STAFF
HUBBICK, JEFFREY HOWARD	103,510	43	TEACHING STAFF
HUGHES, CARLEY RAE	82,030	0	TEACHING STAFF
HUGHES, CHRISTOPHER MICHAEL	96,417	10	TEACHING STAFF
HUI, REBECCA YUE-YEN	96,470	0	TEACHING STAFF
HUISMAN, JAMIE MARIE	93,788	143	TEACHING STAFF
HUITINK, TANIS	89,012	0	TEACHING STAFF
HULL, KRISTJEN DEAN	99,336	59	TEACHING STAFF
HUME, MARIA A	96,485	0	TEACHING STAFF
HUMESTON, CHRISTOPHER	100,971	0	TEACHING STAFF
HUMMERSTON, SARAH NICHOL	89,148	0	TEACHING STAFF
HUNDAL, JENDEEP KAUR	79,141	0	TEACHING STAFF
HUNDAL, MANDEEP KAUR	89,951	0	TEACHING STAFF
HUNDAL, PARDIP SINGH	85,797	0	TEACHING STAFF
HUNDAL, SANJEEV SINGH	83,240	0	TEACHING STAFF
HUNDAL, SUTINDER	78,484	0	CONT. EDUCATION INSTRUCTOR
HUNNIFORD, NATALIE A.	77,313	0	TEACHING STAFF
HUNTER, CHRIS H.	96,435	536	TEACHING STAFF
HUNTER, LAURA DONNA	78,237	0	TEACHING STAFF
HUNTER, SUSAN M.	107,186	15	TEACHING STAFF
HURRELL, AMANDA LEE	78,137	0	TEACHING STAFF
HURT, HEATHER	87,733	0	TEACHING STAFF
HURT, MICHAEL FRANKLIN	147,861	0	ADMINISTRATOR
HURTUBISE, NICOLE MARIE	97,373	0	TEACHING STAFF
HUSIEFF, K. LEIGH	99,078	12	TEACHING STAFF
HUSKA, HELAINE M.	96,306	0	TEACHING STAFF
HUSKINS, KRISTEN ANN	91,563	0	TEACHING STAFF
HUSSAIN, NAHEED	88,642	0	TEACHING STAFF
HUTCHINS, LAURA	93,897	0	TEACHING STAFF

BOARD OF EDUCATION OF SCHOOL DISTRICT NO. 36 (SURREY)

UNAUDITED SCHEDULE OF FINANCIAL INFORMATION REMUNERATION AND EXPENSES - EMPLOYEES For The Year Ended June 30, 2022

Schedule 4

NAME	REMUNERATION	EXPENSES	POSITION
HUTCHINS, MARIAN M.G.	89,148	0	TEACHING STAFF
HUTCHINS, TRACEY LYNN	89,267	0	TEACHING STAFF
HUTCHINSON, KRISTINE MARGARET	78,370	0	TEACHING STAFF
HUTCHISON, LINDSAY PATRICIA	100,987	0	TEACHING STAFF
HUTCHISON, ZACHERY SCOTT	92,640	0	TEACHING STAFF
HUYNH, TRUONG TAN	83,374	0	TEACHING STAFF
HYAMS, STEFANIE NATALIA	97,880	0	TEACHING STAFF
IANNONE, KYRA	92,048	78	TEACHING STAFF
IBBOTSON, ALISON REBECCA	85,891	0	TEACHING STAFF
ICKERT, KIRSTEN LYNN	100,100	0	TEACHING STAFF
IKEDA, JANET MIYUKI	86,297	0	TEACHING STAFF
ILLES, JACLYN COLLEEN	94,076	0	TEACHING STAFF
IMAI, DEREK E.T.	96,399	0	TEACHING STAFF
IMLAH, DALE LYNN	94,928	0	TEACHING STAFF
INSON, PATRICIA N.	95,950	0	TEACHING STAFF
INGRAM, DAVID J.	89,281	0	TEACHING STAFF
INIMGBA, TAMMY N.	97,879	0	TEACHING STAFF
INOUE, KRISTY YUMIKO	96,004	0	TEACHING STAFF
INSELL, JARED ROBERT	86,310	0	TEACHING STAFF
ISFORD-SAXON, KELLY M	90,387	29	EXCLUDED STAFF(ON MUN.PENSION)
ISMAIL, RANIA	96,435	0	TEACHING STAFF
ISSAC, LYDIA	95,034	904	TEACHING STAFF
ISSEL, BRAD A.	152,861	11	ADMINISTRATOR
JABEEN, NAGINA	77,536	0	TEACHING STAFF
JACK, HEIDI MICHELLE	96,485	0	TEACHING STAFF
JACKSON, BIRGIT	100,910	690	TEACHING STAFF
JACKSON, GRACE L	92,989	0	TEACHING STAFF
JACOB, MICHAEL M.	104,224	337	ASSOCIATED PROFESSIONALS
JACOME, MARIA	77,178	0	TEACHING STAFF
JACQUES, ANNE-MARIE	81,432	0	TEACHING STAFF
JAGER, CRAIG	75,207	425	CLERICAL STAFF
JAHENY, TEAL CHANEL	93,802	0	TEACHING STAFF
JAHNSEN, DIANA	81,600	415	ASSOCIATED PROFESSIONALS
JAIN, KANIKA	80,946	0	TEACHING STAFF
JAIN, SONAL	88,372	0	TEACHING STAFF
JAMAL, MARIELLA	79,829	0	TEACHING STAFF
JAMES, LYNDSEY MICHELLE	80,290	0	TEACHING STAFF
JAMIESON, LISA M	147,780	0	ADMINISTRATOR
JAMIESON, MARNIE	77,743	0	TEACHING STAFF
JAMIESON, PAULA DEE	93,781	0	TEACHING STAFF
JAMMU, AMANJIT KAUR	81,134	0	TEACHING STAFF
JANDA, KELLY BALDEEP	84,144	0	TEACHING STAFF
JANG, MARGARET	96,435	0	TEACHING STAFF
JANSEN, ROBERTA H.C.	98,491	0	TEACHING STAFF
JANSSEN, KAREN L.	99,516	0	TEACHING STAFF
JANZEN, STEPHEN ROBERT	89,347	0	TEACHING STAFF
JANZEN, SUSAN	100,093	477	TEACHING STAFF
JASROTIA, SUNITA	97,355	0	TEACHING STAFF
JASSAL, JATINDER	98,192	0	TEACHING STAFF
JASSAL, RAJWANT KAUR	100,158	0	TEACHING STAFF
JASWAL, MANJINDER SINGH	96,485	0	TEACHING STAFF

BOARD OF EDUCATION OF SCHOOL DISTRICT NO. 36 (SURREY)

UNAUDITED SCHEDULE OF FINANCIAL INFORMATION
REMUNERATION AND EXPENSES - EMPLOYEES
For The Year Ended June 30, 2022

Schedule 4

NAME	REMUNERATION	EXPENSES	POSITION
JASWAL, NATASHA RAMNEET	81,735	0	TEACHING STAFF
JAY, ANTHONY YOI LUN	91,796	0	TEACHING STAFF
JEANNOTTE, ELAINE E.	96,645	0	TEACHING STAFF
JEFFREY, LANI	95,045	0	TEACHING STAFF
JEFFREY, LAURIE L.	88,066	879	TEACHING STAFF
JEKLIN, KATHARINE ROSE F.	95,830	0	TEACHING STAFF
JELLEMA, MICHAEL	92,812	72	ADMINISTRATOR
JENKINS, JENNIFER LYNN MARIE	101,319	0	TEACHING STAFF
JENKINS, TERESA	97,807	0	TEACHING STAFF
JENNENS, CHANDRA LYNN	99,564	0	TEACHING STAFF
JENSEN, JENNY-LYNN MARIE	100,902	0	TEACHING STAFF
JENSEN, TAMARA AMELIA	82,961	0	TEACHING STAFF
JESENTHIRAN, SURUTHI	84,283	16	TEACHING STAFF
JESKE, AYSIA	76,945	1,117	TEACHING STAFF
JESSA, SHAMIRA	97,844	0	TEACHING STAFF
JHAJJ, PARAMPREET KAUR	96,485	0	TEACHING STAFF
JHOOTY, GURPARVEEN KAUR	86,310	0	TEACHING STAFF
JHUBOO, ASHA	78,588	0	TEACHING STAFF
JICKLING, KATHRYN J	97,807	0	TEACHING STAFF
JOHAL HAER, RANDIP	87,650	0	TEACHING STAFF
JOHAL, AMARJIT	97,862	0	TEACHING STAFF
JOHAL, GEENA JAGJEVEN	89,300	0	TEACHING STAFF
JOHAL, GURSHAN S	96,435	0	TEACHING STAFF
JOHAL, HARJOYT	75,969	0	TEACHING STAFF
JOHAL, HARPREET KAUR	78,588	0	TEACHING STAFF
JOHAL, HARPREET SINGH	78,617	0	TEACHING STAFF
JOHAL, HARROSIE KAUR	78,824	2,111	ADMINISTRATOR
JOHAL, HEATHER LOUISE	97,684	0	TEACHING STAFF
JOHAL, JASBIR	98,359	0	TEACHING STAFF
JOHAL, JATINDER	89,267	0	TEACHING STAFF
JOHAL, KEHAR S.	97,828	0	TEACHING STAFF
JOHAL, KULBIR K	97,828	65	TEACHING STAFF
JOHAL, NAVRUP KAUR	89,281	0	TEACHING STAFF
JOHN, MERIN	90,840	860	TEACHING STAFF
JOHNS, CARA CHRISTINE	89,284	0	TEACHING STAFF
JOHNSON, BRYN	100,987	362	TEACHING STAFF
JOHNSON, CAMILLE L.	89,281	0	TEACHING STAFF
JOHNSON, DERRON S.	118,721	0	TEACHING STAFF
JOHNSON, GREGORY DOUGLAS	97,683	0	TEACHING STAFF
JOHNSON, JACQUELINE	97,389	223	TEACHING STAFF
JOHNSON, JASON K.	138,074	30	ADMINISTRATOR
JOHNSON, JENNIFER J.	126,004	11	ADMINISTRATOR
JOHNSON, JOANNE E	78,613	0	CONT. EDUCATION INSTRUCTOR
JOHNSON, KARYN R.	99,792	0	TEACHING STAFF
JOHNSON, LEANNE MAY	96,484	154	TEACHING STAFF
JOHNSON, LESLEY C.	95,933	0	TEACHING STAFF
JOHNSON, NANCY PHILLIS	83,199	1,768	TEACHING STAFF
JOHNSON, NICOLE	78,992	0	TEACHING STAFF
JOHNSON, PATRICIA L	89,281	0	TEACHING STAFF
JOHNSON, STACEY LEANNE	93,603	0	TEACHING STAFF
JOHNSON, TANYA MICHELLE	80,015	0	TEACHING STAFF

BOARD OF EDUCATION OF SCHOOL DISTRICT NO. 36 (SURREY)**UNAUDITED SCHEDULE OF FINANCIAL INFORMATION
REMUNERATION AND EXPENSES - EMPLOYEES
For The Year Ended June 30, 2022**

Schedule 4

NAME	REMUNERATION	EXPENSES	POSITION
JOHNSON, TINA MELANIE	86,277	0	TEACHING STAFF
JOHNSTON, AMY ELIZABETH	83,603	0	TEACHING STAFF
JOHNSTON, HEATHER ELIZABETH	76,685	0	TEACHING STAFF
JOHNSTON, JAMES C	168,852	238	ADMINISTRATOR
JOHNSTON, SARA ANN	77,164	0	TEACHING STAFF
JOHNSTON, SHERRILL L.	87,433	0	TEACHING STAFF
JOHNSTON, WENDY E.	99,889	0	TEACHING STAFF
JOHNSTON-MEYER, SARAH LEANNE	97,981	0	TEACHING STAFF
JOHNSTONE, JEFF	155,177	43	ADMINISTRATOR
JONES, ASHLEY PATRICIA	101,330	0	TEACHING STAFF
JONES, COURTNEY A.	97,821	426	TEACHING STAFF
JONES, DAVID MICHAEL	91,393	0	TEACHING STAFF
JONES, DIANE MARIE	78,529	0	TEACHING STAFF
JONES, KEITH	101,461	293	TEACHING STAFF
JONES, KENNETH ELVIN	89,248	0	TEACHING STAFF
JONES, LAURA E.	89,148	14	TEACHING STAFF
JONES, LONNIE	96,861	0	TEACHING STAFF
JONES, MARINA GRACE	81,690	0	TEACHING STAFF
JONES, MATTHEW LUCAS	96,450	0	TEACHING STAFF
JONES, MICHAEL O	97,792	0	TEACHING STAFF
JORDAN, JACKIE	95,344	0	TEACHING STAFF
JORDT, MONIQUE YOLANDE	86,488	0	TEACHING STAFF
JOSEPH, RHEA LEONA	78,094	0	TEACHING STAFF
JOTIE, JENNIFER ELAINE	94,752	0	TEACHING STAFF
JOUZY, LISA CARMEL	79,112	0	TEACHING STAFF
JOUZY, NASRI	97,828	0	TEACHING STAFF
JOYCE, CAMERON DOUGLAS	102,365	0	TEACHING STAFF
JOYCE, STACEY	97,340	455	TEACHING STAFF
JUDSON, JAYSON C.	97,828	0	TEACHING STAFF
JUILLET, ALIX LYNN	79,713	0	TEACHING STAFF
JUNGCLAUS, CHARLES F.L.	97,266	0	TEACHING STAFF
JUNGCLAUS, CHELSEA A.	104,792	0	TEACHING STAFF
JURIC, ADRIAN	81,675	0	TEACHING STAFF
JUTLA, HELEN ANNE	95,400	0	TEACHING STAFF
KABANI, ZAHRA	126,295	502	ADMINISTRATOR
KAHLON, PUNAM	94,041	0	TEACHING STAFF
KAHLON, VIKRAMJEET	80,166	0	TEACHING STAFF
KAILA, AMANDEEP SINGH	96,291	0	TEACHING STAFF
KAILA, DEVINDER S.	96,435	0	TEACHING STAFF
KAILA, JACK	96,450	0	TEACHING STAFF
KAILA, MANJINDER S.	105,673	0	TEACHING STAFF
KAILA, PRITPAL KAUR	97,844	0	TEACHING STAFF
KAILA, SEEMA	98,251	0	TEACHING STAFF
KAILEY, AMANDEEP KAUR	95,815	0	TEACHING STAFF
KAILLEY, ANGELA	97,862	58	TEACHING STAFF
KAINTH, MANREET KAUR	77,114	0	TEACHING STAFF
KAINTH, POONAM	85,626	0	TEACHING STAFF
KALAIR, LAKHBINDER	97,828	0	TEACHING STAFF
KALAND, WENDY A.	96,414	0	TEACHING STAFF
KALBFUSS, KIRSTEN	99,178	0	TEACHING STAFF
KALHA, KIM	79,657	0	TEACHING STAFF

BOARD OF EDUCATION OF SCHOOL DISTRICT NO. 36 (SURREY)

UNAUDITED SCHEDULE OF FINANCIAL INFORMATION REMUNERATION AND EXPENSES - EMPLOYEES For The Year Ended June 30, 2022

Schedule 4

NAME	REMUNERATION	EXPENSES	POSITION
KALJANAC, IRFAN AARON	97,877	0	TEACHING STAFF
KALSI, AMRITA KAUR	113,628	15	TEACHING STAFF
KALSI, HARMINDER SINGH	106,714	6	TEACHING STAFF
KAMARN, LILY	97,698	5	TEACHING STAFF
KAMBO, AMI K	99,814	0	TEACHING STAFF
KAMEKA, TWYLA TERRI	98,866	0	TEACHING STAFF
KAMIMURA, JANE L.	98,806	0	TEACHING STAFF
KAMIMURA, JOHN	100,056	16	TEACHING STAFF
KAMINSKA-MIAZEK, BEATA	94,630	0	TEACHING STAFF
KANDOLA, MANDEEP	77,657	3,134	INFORMATION TECHNOLOGY
KANE, CATHARINE LESLIE	96,037	0	TEACHING STAFF
KANG, DALJINDER	107,179	0	TEACHING STAFF
KANG, RANDIP KAUR	88,765	0	TEACHING STAFF
KANNIAINEN, SIIRI Z.	96,450	0	TEACHING STAFF
KAPPOS, ARISTIDIS IOANNIS	75,715	0	TEACHING STAFF
KARLGREN, ANDERS	99,807	57	TEACHING STAFF
KARLSEN, TOR RICHARD	96,306	0	TEACHING STAFF
KARVAT, FAYE CALANDRA	113,418	882	ASSOCIATED PROFESSIONALS
KASA, LISA ANN	89,733	0	TEACHING STAFF
KASHEMEIRE, GERTRUDE MUSHERURE	97,355	0	TEACHING STAFF
KASSAM, SHELIN	98,648	6	TEACHING STAFF
KATAOKA CEVALLOS, TERUMI	85,336	0	TEACHING STAFF
KATARIA, RASHI	100,192	0	TEACHING STAFF
KAUFMAN, JARRET RAYMOND	95,487	67	TEACHING STAFF
KAUR, AMANDEEP	78,774	0	TEACHING STAFF
KAUR, BALVINDER	84,441	0	TEACHING STAFF
KAUR, BHUPINDER	95,855	0	TEACHING STAFF
KAUR, DEEP	90,977	16	TEACHING STAFF
KAUR, HARJEET	85,560	0	TEACHING STAFF
KAUR, JASPREET	94,978	0	TEACHING STAFF
KAUR, KARANDEEP	87,404	0	TEACHING STAFF
KAUR, KIRPAUL	147,861	0	ADMINISTRATOR
KAUR, RANDEEP	76,308	79	TEACHING STAFF
KAUR, SATVINDER	97,828	0	TEACHING STAFF
KAVANAGH, ADAM BENJAMIN	98,737	0	TEACHING STAFF
KAVANAGH, KIMBERLY JOANNE	94,413	0	TEACHING STAFF
KAY, CORI L.	96,452	0	TEACHING STAFF
KEANE, CARROL ANNE	98,664	0	TEACHING STAFF
KEELEY, MARIE HAZEL	89,267	0	TEACHING STAFF
KEEPER, ANNETTE L	90,075	0	ADMINISTRATOR
KEHLER, PATRICIA	97,865	0	TEACHING STAFF
KEIL, MICHELLE C.	96,291	33	TEACHING STAFF
KELL, JULIE D	97,828	0	TEACHING STAFF
KELLER, BRENDA	129,737	86	ADMINISTRATOR
KELLER, JANICE L.	83,085	0	TEACHING STAFF
KELLER, KATIE MARIE	78,148	0	TEACHING STAFF
KELLY, BENJAMIN	77,221	0	MAINTENANCE STAFF
KELLY, CHRISTOPHER HUGH	133,437	25	ADMINISTRATOR
KELLY, DANIEL	77,490	0	MAINTENANCE STAFF
KELLY, JOHN JOSEPH	100,660	0	TEACHING STAFF
KELLY, TARA LEIGH	89,281	0	TEACHING STAFF

BOARD OF EDUCATION OF SCHOOL DISTRICT NO. 36 (SURREY)

UNAUDITED SCHEDULE OF FINANCIAL INFORMATION REMUNERATION AND EXPENSES - EMPLOYEES For The Year Ended June 30, 2022

Schedule 4

NAME	REMUNERATION	EXPENSES	POSITION
KELSEY-ETMANSKI, HELEN E.	78,175	0	TEACHING STAFF
KEMP, STEPHEN	79,369	0	TEACHING STAFF
KENDALL, ERIN	94,388	1,185	ASSOCIATED PROFESSIONALS
KENNAH, STEPHANIE	91,829	0	TEACHING STAFF
KENNEDY, THORALEA JEAN	78,791	0	TEACHING STAFF
KENNETT, IAN	97,807	0	TEACHING STAFF
KENNY, DAVID EDWARD	79,472	0	TEACHING STAFF
KERMODE, ANISSA R	101,202	544	TEACHING STAFF
KEROUAC, JOHANNE	99,368	0	TEACHING STAFF
KERR, KRISTEN	96,343	18	TEACHING STAFF
KERR, LORRAINE G	77,775	0	TEACHING STAFF
KERSLAKE, WENDY	97,792	0	TEACHING STAFF
KESTELL, JESSICA LYN	76,891	0	TEACHING STAFF
KHAERA, GURSHARN KAUR	95,953	0	TEACHING STAFF
KHAIRA, MOHINDER S.	136,684	0	ADMINISTRATOR
KHAIRA, RAJVINDER	97,865	0	TEACHING STAFF
KHAIRA, SHARANJIT SANDHU	78,220	0	TEACHING STAFF
KHAJURIA, RITU BALA	78,994	0	TEACHING STAFF
KHAKH, MARINA KAUR	88,070	0	TEACHING STAFF
KHAN, FARISHA B.	77,934	14	TEACHING STAFF
KHAN, IRAM	147,861	0	ADMINISTRATOR
KHANGURA, SANDEEP KAUR	97,844	0	TEACHING STAFF
KHARA, MANDEEP	98,730	0	TEACHING STAFF
KHARBHARH, RAMANPREET KAUR	77,746	12	TEACHING STAFF
KHOSA, HARDEEP KAUR	78,999	0	TEACHING STAFF
KHROD, MANDEEP KAUR	82,908	0	TEACHING STAFF
KHUN KHUN, GURMINDER KAUR	77,868	0	TEACHING STAFF
KHUN KHUN, SHARANJIT KAUR	97,865	0	TEACHING STAFF
KHUN-KHUNA, MANJIT K	97,792	0	TEACHING STAFF
KIDD, DONALD	133,437	449	ADMINISTRATOR
KIDWELL, NATALIE CATHERINE	82,573	17	TEACHING STAFF
KILDEN, CARMEN O.	97,828	0	TEACHING STAFF
KILPATRICK, MICHAEL THOMAS	168,852	58	ADMINISTRATOR
KIM, ADELE	97,846	0	TEACHING STAFF
KIM, DONG WON	79,668	0	TEACHING STAFF
KIM, ELSA JUNGWHA	89,216	0	TEACHING STAFF
KIM, GRACE SOOYEON	79,417	0	TEACHING STAFF
KIM, HUNNEE	107,273	0	TEACHING STAFF
KIM, JOY INAE	87,195	0	TEACHING STAFF
KIM, MARGARET	89,267	0	TEACHING STAFF
KIM, SHIELA ANNE	96,450	0	TEACHING STAFF
KING, GILLIAN RACHEL	96,487	0	TEACHING STAFF
KING, JACQUELINE ANITA	96,415	0	TEACHING STAFF
KINGSLAND, LISA ALLISON	89,281	0	TEACHING STAFF
KINSELLA, AILEEN	142,973	164	ADMINISTRATOR
KINTON, JULIE NICOLE	96,904	0	TEACHING STAFF
KIPP, CHARLA HITOMI	102,381	1,323	TEACHING STAFF
KIRBYSON, TALARA A	96,435	0	TEACHING STAFF
KIRINCIC, NIKOLAS GEORGE	135,711	0	ADMINISTRATOR
KISSINGER, SIMON J.R.	96,435	0	TEACHING STAFF
KLAIR, VIRPAL KAUR BOBBI	93,122	0	TEACHING STAFF

BOARD OF EDUCATION OF SCHOOL DISTRICT NO. 36 (SURREY)

UNAUDITED SCHEDULE OF FINANCIAL INFORMATION REMUNERATION AND EXPENSES - EMPLOYEES For The Year Ended June 30, 2022

Schedule 4

NAME	REMUNERATION	EXPENSES	POSITION
KLEIN, SHAWN MICHAEL	105,534	0	TEACHING STAFF
KLOEBLE, MATTHEW ALLEN	79,429	0	TEACHING STAFF
KLUBI, HAILEY DAWN	82,585	0	TEACHING STAFF
KNAPP, DONNA M.	98,509	0	TEACHING STAFF
KNIGHT, DOUGLAS	96,438	0	TEACHING STAFF
KNOLL, BEATRIX	96,485	0	TEACHING STAFF
KNOPP, AMANDA ROSE	82,642	0	TEACHING STAFF
KNUDSEN, ERIN VALERIE	118,155	4,076	ASSOCIATED PROFESSIONALS
KO, JACLYN EMILY	89,367	0	TEACHING STAFF
KO, JAMIE YOUNGMI	97,462	0	TEACHING STAFF
KOCH, BARBARA D	97,825	860	TEACHING STAFF
KOEHN, PATRICK D.	96,414	0	TEACHING STAFF
KOEHN, STEPHEN PETER	89,300	0	TEACHING STAFF
KOH, GERALDINE LI-MING	89,281	0	TEACHING STAFF
KOHUT, JANICE LYNN	76,938	0	TEACHING STAFF
KOLBERG, JENNIFER BROOKE	78,174	0	TEACHING STAFF
KOLKE, MARIA FELICIA	95,968	0	TEACHING STAFF
KOLLAKIS, CHRISOULA	99,201	0	TEACHING STAFF
KOLSTAD, NICOLE LINDSAY	84,129	0	TEACHING STAFF
KONKIN, JACQUELINE CHRISTINE	75,963	588	TEACHING STAFF
KONRADOVA, DANA	89,134	0	TEACHING STAFF
KOO, ELAINE	96,470	0	TEACHING STAFF
KOOCHIN, KRISTA CHARMAINE	77,756	0	TEACHING STAFF
KOONAR, GURPREET KAUR	78,709	0	TEACHING STAFF
KOONER, JASBIR	119,236	30	ADMINISTRATOR
KOOP, TWYLA J	89,234	0	TEACHING STAFF
KOPPENSTEINER, CHRISTINE	129,647	0	ADMINISTRATOR
KORBUTT, MATTHEW STEPHEN	93,813	0	TEACHING STAFF
KOROLCZUK, ANNA KATARZYNA	77,102	0	TEACHING STAFF
KOSLOSKI, MATTHEW KEITH	88,376	0	TEACHING STAFF
KOTALWI, LACE JENNIFER	96,311	0	TEACHING STAFF
KOTSALIS, PANAGIOTA PEPI	107,091	15	TEACHING STAFF
KOUSTAS, CONNIE PANAGIOULA	95,576	0	TEACHING STAFF
KOUTSONIKAS, VASILIOS	97,683	0	TEACHING STAFF
KOVACH, BELA JOY	97,844	0	TEACHING STAFF
KOVACH, JOHN C	97,844	0	TEACHING STAFF
KOVITS, ERIC J.	96,402	0	TEACHING STAFF
KOWALENKO, ANDREW C.	99,823	0	TEACHING STAFF
KOWALYSHYN, ORWELL Z	110,186	0	TEACHING STAFF
KOZAK, RICHARD EDWARD	100,482	0	TEACHING STAFF
KRAJNC, GAYLE ELAINE	88,376	0	TEACHING STAFF
KRALL, DEAN MICHAEL	94,777	0	TEACHING STAFF
KRASNOFF, LESLIE P.	78,110	0	TEACHING STAFF
KRAWCHUK, IRINA	99,094	0	TEACHING STAFF
KREJCIK, NIKKI SONYA	100,002	488	TEACHING STAFF
KREMBENIOS, BOBBY	96,485	0	TEACHING STAFF
KREVESKY, PAULA MICHELLE	97,046	0	TEACHING STAFF
KRITIKOS, THOMAS	96,435	57	TEACHING STAFF
KROEKER, RYAN GERALD	87,965	0	TEACHING STAFF
KROPP, MARIANNE	96,399	0	TEACHING STAFF
KRUEGER, JONATHAN DAVID	89,281	0	TEACHING STAFF

BOARD OF EDUCATION OF SCHOOL DISTRICT NO. 36 (SURREY)**UNAUDITED SCHEDULE OF FINANCIAL INFORMATION
REMUNERATION AND EXPENSES - EMPLOYEES
For The Year Ended June 30, 2022**

Schedule 4

NAME	REMUNERATION	EXPENSES	POSITION
KRUEGER, MELANIE ERIN	97,611	552	TEACHING STAFF
KRUGER, CYNTHIA L.	95,906	0	TEACHING STAFF
KRULITSKY, KATHY	113,943	16	EXCLUDED STAFF(ON MUN.PENSION)
KRYSTAL, MICHAEL	136,180	16	ADMINISTRATOR
KU, FIONA HEI MAN	89,939	0	TEACHING STAFF
KUEHNE, COLLEEN	97,318	35	TEACHING STAFF
KUEHNLE, RON A	113,551	0	MAINTENANCE STAFF
KUK, CINDY	96,435	0	TEACHING STAFF
KUMAR, HEATHER NAOMI	81,469	0	TEACHING STAFF
KUOCH, PHONG	102,326	0	TEACHING STAFF
KUROYAMA, ALANA	88,599	1,782	EXCLUDED STAFF(ON MUN.PENSION)
KURREIN, SARAH LOUISE	99,810	0	TEACHING STAFF
KVAM, MAYA JUSTINE	77,066	15	TEACHING STAFF
KWAN, KERRY YAU-LEUNG	84,842	0	TEACHING STAFF
KWAN, VINCENT	97,828	0	TEACHING STAFF
KWON, JOHN JUNE YOUNG	97,507	0	TEACHING STAFF
KYLE, JESSICA ANNE	97,846	990	TEACHING STAFF
KYLE, MARGARET GERTRUDE	76,568	0	TEACHING STAFF
KYRITSIS, ERGINA	82,088	0	TEACHING STAFF
L'ABBE, JORDAN ANTHONY	97,880	0	TEACHING STAFF
LA BOUNTY, RENATA	84,481	193	EXCLUDED STAFF(ON MUN.PENSION)
LA ROCHE, NATHALIE	96,432	0	TEACHING STAFF
LA ROUE, MARCIA	87,484	0	TEACHING STAFF
LACHANCE, ANDRE	97,825	0	TEACHING STAFF
LACHANCE, LISA	78,337	0	TEACHING STAFF
LACHANCE, ROCHELLE	89,005	0	TEACHING STAFF
LACKI, LISA DIANNE	90,876	503	TEACHING STAFF
LADD, RACHEL	132,707	16	ADMINISTRATOR
LADHAR, KARUNDEEP KAUR	86,310	0	TEACHING STAFF
LADHAR, KERNJIT	97,784	0	TEACHING STAFF
LAGHA, AZEDINE	78,241	0	TEACHING STAFF
LAHNERT, ANA	136,599	24	ADMINISTRATOR
LAI, CAROLINE	104,931	0	EXCLUDED STAFF(ON MUN.PENSION)
LAI, GRACE E.	97,807	912	TEACHING STAFF
LAI, MAGGIE MEI KEI	86,500	503	TEACHING STAFF
LAI, WADE VAN HUY	88,095	0	MAINTENANCE STAFF
LAIL, NAVEENJIT	96,450	0	TEACHING STAFF
LAING, KARI LYNN	125,424	1,763	EXCLUDED STAFF(ON MUN.PENSION)
LALI, JIMMY S.	96,450	0	TEACHING STAFF
LALLI, GURJITA	81,785	293	TEACHING STAFF
LALLI, HARBINDER K.	96,435	0	TEACHING STAFF
LALLI, JESSE JUSPREET K	80,968	15	TEACHING STAFF
LAM, CAROL A.	97,807	0	TEACHING STAFF
LAM, DEREK	147,861	53	ADMINISTRATOR
LAM, JACKIE S.	97,373	0	TEACHING STAFF
LAMMERS, BONNIE J.	86,699	254	TEACHING STAFF
LAMMERS, JEFFREY JOHN	89,267	0	TEACHING STAFF
LAMOTHE, MONIQUE YVONNE	97,880	0	TEACHING STAFF
LANDEN, RONALD WESLEY	118,467	0	TEACHING STAFF
LANDRIAULT, LUCIE	97,807	14	TEACHING STAFF
LANE, TRACEY V.	97,414	0	TEACHING STAFF

BOARD OF EDUCATION OF SCHOOL DISTRICT NO. 36 (SURREY)

UNAUDITED SCHEDULE OF FINANCIAL INFORMATION REMUNERATION AND EXPENSES - EMPLOYEES For The Year Ended June 30, 2022

Schedule 4

NAME	REMUNERATION	EXPENSES	POSITION
LANFRANCHI, FRANCO	101,199	0	TEACHING STAFF
LANG, NICOLE MARIE	77,126	0	TEACHING STAFF
LANGE, GABRIELLE DORIS	96,959	0	TEACHING STAFF
LANGEREIS, PAUL DOUGLAS	96,414	0	TEACHING STAFF
LANGHAM, NICOLE RENEE	95,040	0	TEACHING STAFF
LANGSTON, KORI DAWN	78,429	0	TEACHING STAFF
LANS, JUDITH ANGELA	86,853	295	TEACHING STAFF
LAPOINTE, ANDREA MARIE	97,880	345	TEACHING STAFF
LARIVIERE, JULIE L.	96,468	0	TEACHING STAFF
LARKIN, KEVIN DOUGLAS	97,843	0	TEACHING STAFF
LARKINS, MELODY SHANE	96,450	0	TEACHING STAFF
LARSEN, JASON R.	97,844	0	TEACHING STAFF
LARSEN, MICHELLE N.	136,684	0	ADMINISTRATOR
LARSON, DARREN	86,729	0	TEACHING STAFF
LATTEY, LAURA RENEE	89,300	0	TEACHING STAFF
LAU, SHARON W.	97,865	255	TEACHING STAFF
LAURA, JATINDER SINGH	78,705	300	TEACHING STAFF
LAUZON, SHAUNA MARIE	96,485	0	TEACHING STAFF
LAVEN, ANGELA FAY	96,003	0	TEACHING STAFF
LAVIGNE, HEATHER	97,050	1,307	ASSOCIATED PROFESSIONALS
LAVOIE, MATTHEW	100,866	0	TEACHING STAFF
LAVOIE, PAUL J.	99,478	641	TEACHING STAFF
LAW, KATHERINE ELIZABETH	89,373	0	TEACHING STAFF
LAW, SHANNON JOY	95,293	0	TEACHING STAFF
LAYCOCK, HELEN ELIZABETH	97,878	0	TEACHING STAFF
LAYTON, LOIS	76,591	0	ADMINISTRATOR
LE RICHE, VICKI-SUSAN	147,316	9	ADMINISTRATOR
LE, JENNIFER	77,124	0	TEACHING STAFF
LE, SOPHIA ELIZABETH	75,973	0	TEACHING STAFF
LE, TAMMY	112,617	287	TEACHING STAFF
LEADER, GEOFFREY T.	97,792	0	TEACHING STAFF
LEBEL, DIANE R.	104,649	563	CLERICAL STAFF
LECLAIR, ALAN F.	95,730	0	TEACHING STAFF
LEE, CHRISTOPHER L.H.	99,235	0	TEACHING STAFF
LEE, DANIEL HAE-SONG	97,807	0	TEACHING STAFF
LEE, JAMES MICHAEL	89,281	0	TEACHING STAFF
LEE, JANET LYNN	76,912	0	TEACHING STAFF
LEE, JUN YOUNG	97,865	0	TEACHING STAFF
LEE, MAGGIE	100,987	471	TEACHING STAFF
LEE, MARGARET PAK YEE	106,892	16	TEACHING STAFF
LEE, MENG-CHIEN	93,306	0	TEACHING STAFF
LEE, RAYMOND	96,450	0	TEACHING STAFF
LEE, SANDRA	97,107	0	TEACHING STAFF
LEE, SOLOMON J.	147,861	0	ADMINISTRATOR
LEE, YOON SEOK	96,435	0	TEACHING STAFF
LEECH, NIKI E.	95,004	0	TEACHING STAFF
LEEDER, ROBERT G.E.	98,174	135	TEACHING STAFF
LEEKES, ANDREA MICHELLE	78,038	0	TEACHING STAFF
LEEPER, AMBER ROSE	89,163	0	TEACHING STAFF
LEES, STEPHEN JAMES	96,485	0	TEACHING STAFF
LEFIMIL, INGRID	76,284	0	TEACHING STAFF

BOARD OF EDUCATION OF SCHOOL DISTRICT NO. 36 (SURREY)

UNAUDITED SCHEDULE OF FINANCIAL INFORMATION REMUNERATION AND EXPENSES - EMPLOYEES For The Year Ended June 30, 2022

Schedule 4

NAME	REMUNERATION	EXPENSES	POSITION
LEFORTE, KELSEY GEAN	79,810	0	TEACHING STAFF
LEFURGY, EDWARD ROBERT	97,698	103	TEACHING STAFF
LEGGE, MICHAEL CHRISTOPHE	89,281	0	TEACHING STAFF
LEGRESLEY, LISA E.	87,021	0	TEACHING STAFF
LEIBOVITCH, JOSEPH ERIC	147,864	0	ADMINISTRATOR
LEMON, KELLY	126,506	415	ASSOCIATED PROFESSIONALS
LENDVOY, JEREMY WALKER	101,237	0	TEACHING STAFF
LEONARD, KAMBI OLIVE	76,351	0	TEACHING STAFF
LEONARD, LISA M.	96,452	0	TEACHING STAFF
LEONG, ADA JIE YING	86,362	0	TEACHING STAFF
LEONG, JESSICA CLAIRE	78,370	0	TEACHING STAFF
LEPIN, MATTHEW J.	108,823	0	TEACHING STAFF
LEPINE, LAURIE	89,248	0	TEACHING STAFF
LESCHYSON, LEANNE ADELLE	77,176	0	TEACHING STAFF
LESLIE, ALISON MICHELLE	122,216	0	ADMINISTRATOR
LESLIE, JANE	96,414	59	TEACHING STAFF
LESUM, OLIVER	86,389	0	TEACHING STAFF
LETENDRE, DAELYN ELISSA	96,485	0	TEACHING STAFF
LETENDRE, JEFFREY DOUGLAS	96,485	0	TEACHING STAFF
LEUNG, ANDREW CHUNG-KEI	89,314	0	TEACHING STAFF
LEUNG, MELANIE GRACE	77,124	0	TEACHING STAFF
LEUPOLD, CHRISTOPHER J.	109,879	0	TEACHING STAFF
LEUTERIO, LAURA LEE JOY	87,054	488	TEACHING STAFF
LEWIS, JEFF DAVID W.	89,148	0	TEACHING STAFF
LEWIS, KATHLEEN M.	96,399	0	TEACHING STAFF
LEWIS, KRISTA M	93,140	112	TEACHING STAFF
LEWIS, REBECCA BRYNN	79,640	0	TEACHING STAFF
LEWIS, RUTH M.	96,492	0	TEACHING STAFF
LEWIS, TOM	95,889	0	TEACHING STAFF
LEWIS-WATTS, CHRISTA	94,169	0	TEACHING STAFF
LI, HELEN	78,965	0	TEACHING STAFF
LI, PEISHAN MICHA	84,734	0	TEACHING STAFF
LI, VERNICE HIU TUN	79,414	0	TEACHING STAFF
LIANG, RYAN JEFFREY	82,895	561	TEACHING STAFF
LIANG, TERESA LYNNE	97,883	0	TEACHING STAFF
LIDDER, KULDIP SINGH	94,026	0	TEACHING STAFF
LIEBERMANN, ANDREW NICHOLAS	77,145	0	TEACHING STAFF
LIGE, MONIKA M.	95,664	0	TEACHING STAFF
LIGHTBODY, ROBERT	97,807	0	TEACHING STAFF
LIM, LISA A	89,267	0	TEACHING STAFF
LIM, MARTIN	113,251	452	TEACHING STAFF
LIM, MI SO	79,289	16	TEACHING STAFF
LIM, SHELAGH A	97,792	0	TEACHING STAFF
LIM, SIEW SHIANG	89,264	0	TEACHING STAFF
LIM, SUSAN SOOJUNG	82,873	0	TEACHING STAFF
LIN, SANDI	96,842	0	TEACHING STAFF
LINDALE, JUSTIN	77,951	0	MAINTENANCE STAFF
LINDER, ANN-KATRIN	124,856	925	TEACHING STAFF
LINDSAY, GRAEME DAVID	76,384	37	MAINTENANCE STAFF
LINDSAY, JOANNE M.	96,450	0	TEACHING STAFF
LINDSTROM, HELEN	96,435	0	TEACHING STAFF

BOARD OF EDUCATION OF SCHOOL DISTRICT NO. 36 (SURREY)

UNAUDITED SCHEDULE OF FINANCIAL INFORMATION REMUNERATION AND EXPENSES - EMPLOYEES For The Year Ended June 30, 2022

Schedule 4

NAME	REMUNERATION	EXPENSES	POSITION
LINDSTROM, ROSELYN JENIFER	89,362	0	TEACHING STAFF
LING, KATRINA TARIN	96,306	0	TEACHING STAFF
LINKLATER, PHILIP M.	147,861	0	ADMINISTRATOR
LINTOTT, KIRSTIN	76,158	0	TEACHING STAFF
LIRONI, KATHERINE M.	97,828	0	TEACHING STAFF
LISCOMBE, ELIZABETH	104,030	2,902	ASSOCIATED PROFESSIONALS
LIT, GURVEEN	97,345	0	TEACHING STAFF
LITFIN, LESLEY ANNE	87,455	0	TEACHING STAFF
LITKE, DOUG JONATHAN	156,602	106	ADMINISTRATOR
LITKE, KELSEY KATHLEEN	79,020	0	TEACHING STAFF
LITTLE, NICOLE MARIE	76,580	0	TEACHING STAFF
LIU, DAISY S.	89,602	0	TEACHING STAFF
LIVERSIDGE, PATRICIA J	89,314	2,013	TEACHING STAFF
LO, COLIN WENG FAE	79,420	2,284	MAINTENANCE STAFF
LO, HSIEN-CHUNG LISA	77,509	36	TEACHING STAFF
LO, JAMES HO BONG	94,250	146	TEACHING STAFF
LO, MIN-CHEE	98,207	0	TEACHING STAFF
LO, VINCENT WAI KEI	98,735	148	TEACHING STAFF
LOBELSOHN, DANIEL ADAM	105,680	0	TEACHING STAFF
LOCKER, LEE-ANN HEATHER	83,030	0	TEACHING STAFF
LOCKIE, MARY	96,341	0	TEACHING STAFF
LOEWEN, DIANA EDITH	97,880	0	TEACHING STAFF
LOEWEN, KAREN	101,096	0	TEACHING STAFF
LOEWEN, LISA ANNE	92,472	0	TEACHING STAFF
LOEWEN, MICHELE V.	99,677	0	TEACHING STAFF
LOGGIE, KATHLEEN LOUISE	87,947	0	TEACHING STAFF
LOGIE, ALICIA	97,792	258	TEACHING STAFF
LOH, CANDICE JIA-CHUI	90,959	0	TEACHING STAFF
LOH, VANIA WEN CHI	97,880	0	TEACHING STAFF
LOMANSKI, CATHERINE MORADA	96,483	0	TEACHING STAFF
LOMAX, DONNA MARIE	147,861	0	ADMINISTRATOR
LOMAX, MAUREEN	96,450	0	TEACHING STAFF
LONGMUIR, WENDY JOANNE	85,733	0	TEACHING STAFF
LONGSTAFF, KIMBERLEY GAYE	89,845	0	TEACHING STAFF
LOOI, SERENA LEE LEE	87,831	0	TEACHING STAFF
LOPEZ, KATHLEEN TERESA	96,450	0	TEACHING STAFF
LOSSE, STEFANIA LUISA	82,117	0	TEACHING STAFF
LOT, COURTENAY ANN	105,903	6	TEACHING STAFF
LOUIE, ISAAC JOEL	75,972	0	TEACHING STAFF
LOUIE, ROSANNE MAY-TING	76,782	0	TEACHING STAFF
LOVAS, SARAH LEIGH	95,770	85	TEACHING STAFF
LOVERA, JULIA ELAYNA	76,248	0	TEACHING STAFF
LOVESETH, DEBRA K.	89,267	0	TEACHING STAFF
LOWE, DAGAN ANGUS	91,564	0	TEACHING STAFF
LOWE, STEPHEN E.	97,843	0	TEACHING STAFF
LOWES, SHANNA	79,629	0	TEACHING STAFF
LOWRY, DONNA L	89,184	0	TEACHING STAFF
LOYLA, MANPREET SINGH	102,084	21	TEACHING STAFF
LOYLA, MONA	96,470	0	TEACHING STAFF
LU, YI-WEI LOUIE	89,300	0	TEACHING STAFF
LU, YING TING	75,456	1,368	TEACHING STAFF

BOARD OF EDUCATION OF SCHOOL DISTRICT NO. 36 (SURREY)

UNAUDITED SCHEDULE OF FINANCIAL INFORMATION REMUNERATION AND EXPENSES - EMPLOYEES For The Year Ended June 30, 2022

Schedule 4

NAME	REMUNERATION	EXPENSES	POSITION
LUBENOW, NATALIE A	96,431	0	TEACHING STAFF
LUCK, ALLICIA ELLEN	75,972	0	TEACHING STAFF
LUCUS, CALIN A.	99,787	0	TEACHING STAFF
LUDU, HARPREET KAUR	96,485	0	TEACHING STAFF
LUI, TINA THI BICH	96,306	0	TEACHING STAFF
LUKEY, CINDY DARLENE	81,467	0	EXCLUDED STAFF(ON MUN.PENSION)
LUKEY, LAURA	84,511	112	CLERICAL STAFF
LUMSDEN, VALERIE A	95,109	0	TEACHING STAFF
LUNG, HOWARD CHIA-PEI	96,485	12	TEACHING STAFF
LUNGHAMER, LAUREN MICHELLE	96,485	11	TEACHING STAFF
LUTTON, JANET	83,522	0	TEACHING STAFF
LUTZ, SARAH ANN	96,306	0	TEACHING STAFF
LYNCH, SHELLEY D.	96,399	0	TEACHING STAFF
LYNE, CARMEN MERILEE	96,866	0	TEACHING STAFF
LYTHGO, JENNIFER MARY PATRI	80,996	0	TEACHING STAFF
M'LOT, KEVIN	147,861	0	ADMINISTRATOR
MA, JEANNE	96,470	0	TEACHING STAFF
MA, TIMOTHY SIMON	97,120	561	TEACHING STAFF
MACADAM, MARIA ANGELA	96,485	0	TEACHING STAFF
MACCLEMENTS, THOMAS	89,514	0	TEACHING STAFF
MACDONALD, ARLENE J.	143,951	0	ADMINISTRATOR
MACDONALD, JENNIFER MARY	101,169	0	TEACHING STAFF
MACDONALD, KRISTEN AMELIA	148,951	34	ADMINISTRATOR
MACDONALD, ROBERT IAN SUBE	75,459	0	TEACHING STAFF
MACDONALD, TOM J.R.	92,654	0	TEACHING STAFF
MACDOUGALL, LISA ANNE	98,700	0	TEACHING STAFF
MACE, STEPHANIE MARIE	76,460	0	TEACHING STAFF
MACGREGOR, DANIELLE GRACE MARY	84,931	0	TEACHING STAFF
MACGREGOR, JAMES BRIAN	96,974	0	TEACHING STAFF
MACGREGOR, JENNIFER LEE	99,325	11	TEACHING STAFF
MACINTYRE, HEATHER MARIE	91,213	0	TEACHING STAFF
MACIVER, CHRIS L.	102,339	45	TEACHING STAFF
MACKAY, RHONDA JUANITA	75,219	12	TEACHING STAFF
MACKENZIE, ASHLEY DANIELLE	96,485	0	TEACHING STAFF
MACKENZIE, DEBORA L.	92,177	244	TEACHING STAFF
MACKENZIE, MARNIE RAE	94,350	0	TEACHING STAFF
MACKENZIE, NICOLE PATRICIA	95,968	0	TEACHING STAFF
MACKENZIE, TRAVIS LAYNE	148,225	0	ADMINISTRATOR
MACKIE, STEPHEN D.	89,281	0	TEACHING STAFF
MACKIE, TAMMY ANNE	81,876	16	TEACHING STAFF
MACKLESTON, JENNIFER JANE	88,867	0	TEACHING STAFF
MACKNEE, JOSHUA JAMES	94,703	0	TEACHING STAFF
MACKWOOD, BONNIE L.	87,415	485	EXCLUDED STAFF(ON MUN.PENSION)
MACLEAN, SHEILA JEAN	100,110	0	TEACHING STAFF
MACLEAN, VALERIE JOCELYNE	97,880	0	TEACHING STAFF
MACLENNAN, ADRIAN JAMES	126,295	22	ADMINISTRATOR
MACMILLAN, R LYNN	97,698	0	TEACHING STAFF
MACNAMARA, JOANNA JOY	96,468	0	TEACHING STAFF
MACPHERSON, BRUCE D.	87,810	0	TEACHING STAFF
MACPHERSON, LAUREN ISABEL	77,193	0	TEACHING STAFF
MACQUARRIE, JENNIFER ANN	97,610	152	TEACHING STAFF

BOARD OF EDUCATION OF SCHOOL DISTRICT NO. 36 (SURREY)

UNAUDITED SCHEDULE OF FINANCIAL INFORMATION REMUNERATION AND EXPENSES - EMPLOYEES For The Year Ended June 30, 2022

Schedule 4

NAME	REMUNERATION	EXPENSES	POSITION
MACUMBER, CARRIE L.	89,675	0	TEACHING STAFF
MACWILLIAMS, RHONDA LEANNE	96,720	0	TEACHING STAFF
MAGNUSSON, GRAHAM W.	155,659	35	ADMINISTRATOR
MAGRILL, JUDITH MARCY	114,549	3,027	ASSOCIATED PROFESSIONALS
MAH, DON	96,432	0	TEACHING STAFF
MAH, SIMON MICHAEL	100,987	0	TEACHING STAFF
MAHARAJ, PATRICIA RENEE	143,951	0	ADMINISTRATOR
MAHER, MARIE CLAUDE	96,485	0	TEACHING STAFF
MAHER, PATRICK D	96,435	0	TEACHING STAFF
MAHLI, JAGBIR SINGH	152,070	16	ADMINISTRATOR
MAHONEY, MADELAINE M	121,640	0	EXCLUDED STAFF(ON MUN.PENSION)
MAION, DEAN LUCIO	133,437	111	ADMINISTRATOR
MAION, SHANNON PAULINE	102,375	0	TEACHING STAFF
MAIOR, EUGENIA	78,705	631	ASSOCIATED PROFESSIONALS
MAITLAND, ALISON MARY	83,694	0	TEACHING STAFF
MAJERNIK, JOANNE F	100,935	0	TEACHING STAFF
MAJHEN, TRACY	76,878	0	TEACHING STAFF
MAJOR, ABIGEL	89,314	0	TEACHING STAFF
MAK, MARIE JOELLE	75,219	0	TEACHING STAFF
MAKASOFF, BLAINE	104,870	975	TEACHING STAFF
MAKKAR, JASDEV	97,807	29	TEACHING STAFF
MAKSYMIW, RICHARD S.	96,450	0	TEACHING STAFF
MALCOLM, JANET E.	89,248	0	TEACHING STAFF
MALIG, ARMEE FRANCO	79,635	0	TEACHING STAFF
MALKOSKE, ALYSSA ANN	136,168	7	ADMINISTRATOR
MANAK, GOBIND KULTAR S.	89,964	0	TEACHING STAFF
MANAK, NARESH JAWAHAR	89,267	0	TEACHING STAFF
MANDAHER, JAGJIT KAUR	83,858	0	TEACHING STAFF
MANDAU, LISA S	98,780	0	TEACHING STAFF
MANDER, JASPRIT KAUR	84,517	0	TEACHING STAFF
MANDER, SUMANDEEP KAUR	96,306	0	TEACHING STAFF
MANDIN, BLAINE	95,932	0	TEACHING STAFF
MANERY, CAITLIN GREER	93,614	0	TEACHING STAFF
MANGAT, JASPRIT KAUR	97,880	0	TEACHING STAFF
MANGAT, MANJIT K.	102,346	370	TEACHING STAFF
MANGAT, PALVINDER KAUR	89,281	0	TEACHING STAFF
MANGAT, SHAYLA ANN KAUR	108,045	0	TEACHING STAFF
MANHAS, AMRIK S.	98,798	0	TEACHING STAFF
MANHAS, MEENA	96,452	0	TEACHING STAFF
MANN, B. NINA	96,857	0	TEACHING STAFF
MANN, DAWINDER SINGH	102,174	0	TEACHING STAFF
MANN, JASBIR KAUR	104,779	16	TEACHING STAFF
MANN, KHUSHMINDER KAUR	96,450	0	TEACHING STAFF
MANN, MANDEEP K.	97,880	0	TEACHING STAFF
MANN, NAVJOT	91,937	0	TEACHING STAFF
MANN, PARMJIT	89,304	0	TEACHING STAFF
MANN, PARVINDER KAUR	98,491	0	TEACHING STAFF
MANN, SANDEEP KAUR	75,006	11	TEACHING STAFF
MANN, TEJPAL SINGH	96,485	0	TEACHING STAFF
MANNING, JOHN DAVID	83,729	0	TEACHING STAFF
MANOJLOVIC, MILORAD	97,828	0	TEACHING STAFF

BOARD OF EDUCATION OF SCHOOL DISTRICT NO. 36 (SURREY)

UNAUDITED SCHEDULE OF FINANCIAL INFORMATION
REMUNERATION AND EXPENSES - EMPLOYEES
For The Year Ended June 30, 2022

Schedule 4

NAME	REMUNERATION	EXPENSES	POSITION
MARCAKIS, ANGELA STEPHANIE	97,916	0	TEACHING STAFF
MARETIC, MARK	114,509	0	TEACHING STAFF
MARETZ, CHRISTOPHER MICHAEL	98,708	199	TEACHING STAFF
MARGISON, TANYA ELIZABETH	96,485	1,192	TEACHING STAFF
MARICHE, HELEN E	105,799	0	TEACHING STAFF
MARIN, ADINA OANA	90,555	0	TEACHING STAFF
MARK, JOYCE	80,698	336	TEACHING STAFF
MARKLE, STACEY LAURA	97,354	0	TEACHING STAFF
MAROUNEK, VLADIMIR MIREK	89,280	0	TEACHING STAFF
MARQUES, JEAN-PIERRE MOTA	100,953	0	TEACHING STAFF
MARRIOTT, LESLEY	93,802	0	TEACHING STAFF
MARRS, NAOMI	97,081	0	TEACHING STAFF
MARSDEN, JILL	97,683	0	TEACHING STAFF
MARSDEN, KRISTIN LEIGH	82,949	0	TEACHING STAFF
MARSDEN, PAUL R	147,861	6	ADMINISTRATOR
MARSEILLE, JENNY C.M.	96,450	0	TEACHING STAFF
MARSHALL, CODY BRAEDEN	82,572	0	TEACHING STAFF
MARSHALL, MAXWELL C.	97,810	0	TEACHING STAFF
MARTENS, JANELLE JACOBA	78,021	0	TEACHING STAFF
MARTIN, CHANDRA J.	88,389	0	TEACHING STAFF
MARTIN, DANIELLE PAIGE	86,672	0	TEACHING STAFF
MARTIN, NEIL EDWARD	96,485	35	TEACHING STAFF
MARTIN, SHANNON ELIZABETH	95,034	0	TEACHING STAFF
MARTIN, SUSAN K.	97,807	592	TEACHING STAFF
MARTIN, TANYA L.	100,822	186	TEACHING STAFF
MARTINEZ SOLIS, KIMBERLY TERES	75,204	10	TEACHING STAFF
MARYNICK, ALYSE JACQUELYN	101,419	0	TEACHING STAFF
MASI, GORDON V.	102,339	0	TEACHING STAFF
MASON, LISA KIRSTEN	97,968	0	TEACHING STAFF
MASTROIANNI, ROBYN DOROTHY	102,011	0	TEACHING STAFF
MATECHUK, DENNIS	111,658	0	TEACHING STAFF
MATEESCU, GABRIEL	107,322	0	TEACHING STAFF
MATHARU, JASBINDER	97,343	0	TEACHING STAFF
MATHESON, LYNDA	87,858	0	TEACHING STAFF
MATSON, BARBARA LOUISE	89,141	0	TEACHING STAFF
MATSUMURA, LINDSAY SAMANTHA M	89,134	0	TEACHING STAFF
MATTERSON, NEDA	78,990	0	TEACHING STAFF
MATTHEW, RITINDER	121,082	1,893	EXCLUDED STAFF(ON MUN.PENSION)
MATTHEWS, CAROLINE G.	147,861	17	ADMINISTRATOR
MATTU, LEELA	89,184	889	TEACHING STAFF
MAU, VICTORIA BUNKI	77,416	16	TEACHING STAFF
MAUR, VARINDERJEET KAUR	102,317	0	TEACHING STAFF
MAWHINNEY, LORRI-ANN	89,949	0	TEACHING STAFF
MAXWELL, LEIGH AMANDA	96,485	488	TEACHING STAFF
MAXWELL, PATRICK MICHAEL	91,348	13	MAINTENANCE STAFF
MAY, LINDSAY NICOLE	105,116	16	TEACHING STAFF
MAYENCOURT, ALISON M.	88,835	470	TEACHING STAFF
MAYER, JORDAN THORLEIV	107,271	0	TEACHING STAFF
MAYER, LAURA JANE	88,026	0	TEACHING STAFF
MAYER, SARA KATHERINE	96,414	0	TEACHING STAFF
MAYER, TAMMY HENDRIKA	96,238	0	TEACHING STAFF

BOARD OF EDUCATION OF SCHOOL DISTRICT NO. 36 (SURREY)

UNAUDITED SCHEDULE OF FINANCIAL INFORMATION
REMUNERATION AND EXPENSES - EMPLOYEES
For The Year Ended June 30, 2022

Schedule 4

NAME	REMUNERATION	EXPENSES	POSITION
MAYOTTE, DEANNA GWEN	89,281	0	TEACHING STAFF
MAZINANI, SEDIGHEH NONA	97,340	0	TEACHING STAFF
MAZURKEWICH, CLINT	114,386	0	TEACHING STAFF
MAZURKEWICH, MELANIE C	119,857	0	TEACHING STAFF
MAZZOCATO, DIANA	94,215	0	TEACHING STAFF
MCBRIDE, DOLKAR	100,934	0	TEACHING STAFF
MCBRIDE, LIANNE M.	143,951	22	ADMINISTRATOR
MCCALLUM, DAVE WILLIAM	100,800	0	TEACHING STAFF
MCCALLUM, KIRSTIE	97,704	0	TEACHING STAFF
MCCALLUM, SAMANTHA JOAN	75,294	0	TEACHING STAFF
MCCANN, CARY	108,636	0	EXCLUDED STAFF(ON MUN.PENSION)
MCCANN, LISA	93,240	0	TEACHING STAFF
MCCAULEY, PAULA JEANNE	78,849	0	TEACHING STAFF
MCCAW, STEPHANIE ANNE	86,939	0	TEACHING STAFF
MCCLEAN, CAROL LYNN	93,597	0	TEACHING STAFF
MCCLOY, KATELYN MARIE	90,246	0	TEACHING STAFF
MCCLOY, MEGAN ASHLEY	75,309	13	TEACHING STAFF
MCCLURE, LORI ANN	86,138	0	TEACHING STAFF
MCCLUSKY, KATHERINE ERIN JANE	76,758	0	TEACHING STAFF
MCCOMB, R. SCOTT	96,399	0	TEACHING STAFF
MCCRACKEN, TAMA-LYNN	96,435	0	TEACHING STAFF
MCCRAE, SCOTT ANDREW	129,647	5	ADMINISTRATOR
MCCREDIE, KRISTEN L.	97,828	0	TEACHING STAFF
MCDONALD, CRAIG ALLAN	92,674	0	TEACHING STAFF
MCDONALD, ELIZABETH J.	147,761	0	ADMINISTRATOR
MCDONALD, HUGH C.	97,862	0	TEACHING STAFF
MCDONALD, SHANNON DOREEN	86,266	0	TEACHING STAFF
MCDONOUGH, DILJEET KAUR	98,816	0	TEACHING STAFF
MCDONOUGH, MAUREEN	100,056	0	TEACHING STAFF
MCEWEN, KELLY E.	147,904	0	ADMINISTRATOR
MCFADDEN, KIMBERELY	81,541	0	CLERICAL STAFF
MCFADDEN, SUSAN ROSAMUNDE	86,604	0	TEACHING STAFF
MCFALL, LANCE D.	92,297	0	TEACHING STAFF
MCFARLANE, GLENYS M.	97,036	0	TEACHING STAFF
MCFARLANE, RENEE M.A.	103,522	0	TEACHING STAFF
MCGENNIS, IAN W.	136,684	25	ADMINISTRATOR
MCGRANDLE, MICHELLE	87,051	0	TEACHING STAFF
MCGRATH, JOAN	98,762	0	TEACHING STAFF
MCHARDY, SOPHIA M.	89,196	0	TEACHING STAFF
MCINTOSH, GINA SHELIAH	95,954	0	TEACHING STAFF
MCINTOSH, JONATHAN BRUCE	97,297	0	TEACHING STAFF
MCIVOR, ANGELA LEANN	96,003	0	TEACHING STAFF
MCKAY, CARLA MARI	86,297	0	TEACHING STAFF
MCKAY, MICHAEL WILLIAM	82,219	4,468	ATTENDANTS
MCKAY, SARAH FRANCES	108,527	2,849	EXCLUDED STAFF(ON MUN.PENSION)
MCKAY, VICTORIA L.	100,935	0	TEACHING STAFF
MCKEE, DAVID JAMES	103,483	812	EXCLUDED STAFF(ON TCH PENSION)
MCKENZIE, ELIZABETH ANNE	94,059	0	TEACHING STAFF
MCKILLOP, KYLE CAMERON	98,804	12	TEACHING STAFF
MCKINNON, CHRISTINE ELIZABETH	96,470	0	TEACHING STAFF
MCLAUCHLIN, JOSEPHINE A	96,414	0	TEACHING STAFF

BOARD OF EDUCATION OF SCHOOL DISTRICT NO. 36 (SURREY)

UNAUDITED SCHEDULE OF FINANCIAL INFORMATION REMUNERATION AND EXPENSES - EMPLOYEES For The Year Ended June 30, 2022

Schedule 4

NAME	REMUNERATION	EXPENSES	POSITION
MCLAUGHLIN, CORY L	155,752	3,353	ADMINISTRATOR
MCLAUGHLIN, KRISTA LYNN	94,290	0	TEACHING STAFF
MCLEAN, JEANETTE M.	98,682	0	TEACHING STAFF
MCLEAN, JENNIFER LAUREN	85,292	0	TEACHING STAFF
MCLEAN, SANDRA J.	76,948	0	TEACHING STAFF
MCLELLAN, COLIN D	93,623	24	EXCLUDED STAFF(ON MUN.PENSION)
MCLENNAN, CAROL P.	96,852	0	TEACHING STAFF
MCLEOD, JENNIFER CAROLINE	96,485	0	TEACHING STAFF
MCLEOD, MICHELLE R.	84,156	0	TEACHING STAFF
MCLOUGHLIN, SHAUN THOMAS	78,049	226	TEACHING STAFF
MCMAHON, ANGELIKA TABATHA	94,042	0	TEACHING STAFF
MCMAHON, MONICA DAWN	84,031	0	TEACHING STAFF
MCMARTIN, LEIGH ANNE	78,180	0	TEACHING STAFF
MCMILLAN, CARRI	96,450	0	TEACHING STAFF
MCMILLAN, JEFF	110,570	0	EXCLUDED STAFF(ON MUN.PENSION)
MCMULLEN, NANCY I	92,654	30	TEACHING STAFF
MCNABB, TYLER J.	96,450	0	TEACHING STAFF
MCNAIR, ANDREA DAWN	96,526	0	TEACHING STAFF
MCNAMEE, ANNE M.	92,111	0	TEACHING STAFF
MCNAUGHTON, KATHLEEN M.	95,243	0	TEACHING STAFF
MCNEIL, AMBER L.	96,470	0	TEACHING STAFF
MCNEIL, CINDY M.	89,281	488	TEACHING STAFF
MCNEILL, ASHLEIGH MARIE	86,143	0	TEACHING STAFF
MCNEILL, CAROL N.	96,414	0	TEACHING STAFF
MCNICHOL, PAUL R.	89,234	0	TEACHING STAFF
MCPHILLIPS, KRISTIN ANNE	93,802	0	TEACHING STAFF
MCQUARRIE, TREVOR	147,861	6	ADMINISTRATOR
MCRAE, GRAHAM S.	77,107	0	TEACHING STAFF
MCRAE, KAREN ELIZABETH	94,688	0	TEACHING STAFF
MCROBBIE, HEATHER LEE-ANNE	97,778	0	TEACHING STAFF
MCSHANE, ERIN LAUREL	96,616	0	TEACHING STAFF
MCSKIMMING, SARAH ANNE	85,344	0	TEACHING STAFF
MEADOWS, TODD CAMERON	122,710	0	TEACHING STAFF
MEARS, CHRISTINA MARIE	97,665	0	TEACHING STAFF
MEDEIROS, VANESSA MARIE	88,016	7	TEACHING STAFF
MEDEL, EDWIN S	96,450	0	TEACHING STAFF
MEHREGANI, BEHNAZ DANA	97,828	0	TEACHING STAFF
MEIER, MICHELLE ELISSE	95,048	0	TEACHING STAFF
MELAN, MARIA	137,197	3,499	EXCLUDED STAFF(ON MUN.PENSION)
MELENKA, LISA N.	89,281	183	TEACHING STAFF
MELNYK, RON D.	89,234	1,598	TEACHING STAFF
MELVILLE, DEBRA NICOLE	95,925	0	TEACHING STAFF
MEMMOTT, DENNIS RAY	92,654	0	TEACHING STAFF
MENICUCCI, SARAH MARLINA	81,454	0	TEACHING STAFF
MENICUCCI, VIC	100,912	0	TEACHING STAFF
METCALFE, SELINA M.	102,343	0	TEACHING STAFF
METFORD, MATTHEW JACQUES	90,539	0	TEACHING STAFF
METZ, BRENDAN R.	87,497	0	TEACHING STAFF
MEYNERT, LORNA L.	97,827	724	TEACHING STAFF
MICHAEL, NEAL DARREN	100,131	20	TEACHING STAFF
MICHAUD, KATHLEEN	76,597	0	TEACHING STAFF

BOARD OF EDUCATION OF SCHOOL DISTRICT NO. 36 (SURREY)

UNAUDITED SCHEDULE OF FINANCIAL INFORMATION REMUNERATION AND EXPENSES - EMPLOYEES For The Year Ended June 30, 2022

Schedule 4

NAME	REMUNERATION	EXPENSES	POSITION
MIDDAR, PARAMJIT	147,861	0	ADMINISTRATOR
MIDDLETON, ANNE-MARIE	96,342	0	TEACHING STAFF
MIKI, MELANIE J K	97,792	265	TEACHING STAFF
MILES, TARA ALEXANDRA	101,237	0	TEACHING STAFF
MILIC, SUSAN	89,746	0	TEACHING STAFF
MILLER, ALVINA	77,369	0	TEACHING STAFF
MILLER, AMANDA JUNE	91,760	112	TEACHING STAFF
MILLER, ANNE L.	96,345	0	TEACHING STAFF
MILLER, CHANDIMA ASANTHI	89,281	0	TEACHING STAFF
MILLER, CHRISTI J.	95,968	0	TEACHING STAFF
MILLER, DANA MARIE	125,985	59	ADMINISTRATOR
MILLER, ELANA BRIGITTE	91,275	27	TEACHING STAFF
MILLER, SIMON SPENCER	101,870	0	TEACHING STAFF
MILLER, TRISH L.	94,911	0	TEACHING STAFF
MILLER, UNA-MELODIE	93,733	0	TEACHING STAFF
MILLS, CHRIS SHELDON	101,803	0	TEACHING STAFF
MILLS, DAVID	89,234	0	TEACHING STAFF
MILLS, RUSSELL	96,399	0	TEACHING STAFF
MILNE, ANDREW JAMES	117,897	0	TEACHING STAFF
MILNE, CHRISTOPHER	95,013	105	TEACHING STAFF
MILSTED, TIMOTHY NIAL	96,450	0	TEACHING STAFF
MINCHINTON, HEATHER PATRICIA	88,721	0	TEACHING STAFF
MINCHINTON, RANDY	90,934	0	TEACHING STAFF
MINHAS, BINTY YESJEET	96,467	0	TEACHING STAFF
MINHAS, MANJIT	97,376	0	TEACHING STAFF
MINSKY, PHYLLIS A.	89,184	0	TEACHING STAFF
MINTO-MCEACHERN, AMY RUTH	94,558	0	TEACHING STAFF
MIRABUENO, MICHELLE	89,136	0	TEACHING STAFF
MISCHIANI, PAOLO	88,139	0	TEACHING STAFF
MISEWICH, ALYSHA BREANNE	89,338	0	TEACHING STAFF
MISIAK, MYKOLA	90,117	12	TEACHING STAFF
MISSANA, GINO	113,479	10	TEACHING STAFF
MISSELLBROOK, GILLIAN LAURA	85,786	13	TEACHING STAFF
MISTRY, JAYMALA	97,639	3,081	EXCLUDED STAFF(ON MUN.PENSION)
MITCHELL, ALAN	139,955	0	EXCLUDED STAFF(ON MUN.PENSION)
MITCHELL, ALEX ROBERT	78,859	0	TEACHING STAFF
MITCHELL, ALLISON C.R.	89,300	0	TEACHING STAFF
MITCHELL, ASHLEY HELEN	78,057	0	TEACHING STAFF
MITCHELL, DEAN PETER	96,372	0	TEACHING STAFF
MITCHELL, GUY	96,399	0	TEACHING STAFF
MITRO, MIKE T.	93,778	677	TEACHING STAFF
MITTLESTEAD, JESSICA KATRINA	89,136	0	TEACHING STAFF
MLEZIVA, PETER	97,471	0	TEACHING STAFF
MOENNICK, CATHERINE E.	136,593	2,655	ADMINISTRATOR
MOFFETT, R'CHIE KELLY	97,807	0	TEACHING STAFF
MOHAMMED, CHRIS H.	96,435	0	TEACHING STAFF
MOHR, JOHN KIRKWOOD	97,828	0	TEACHING STAFF
MOHR, SHERRI LYNNE	89,314	0	TEACHING STAFF
MOLLOY, LENA	99,586	219	TEACHING STAFF
MOLONEY, MICHAEL JAMES	136,684	441	ADMINISTRATOR
MOMI, KULWINDER KAUR	97,807	0	TEACHING STAFF

BOARD OF EDUCATION OF SCHOOL DISTRICT NO. 36 (SURREY)

UNAUDITED SCHEDULE OF FINANCIAL INFORMATION REMUNERATION AND EXPENSES - EMPLOYEES For The Year Ended June 30, 2022

Schedule 4

NAME	REMUNERATION	EXPENSES	POSITION
MONGA, MANINDER	97,828	0	TEACHING STAFF
MONK, ANGELA GRACE	98,663	0	TEACHING STAFF
MONROE, GREG TREVOR	97,355	0	TEACHING STAFF
MONTGOMERY, EMILY ANNE	82,029	0	TEACHING STAFF
MOODY, CARRIE M.	96,413	0	TEACHING STAFF
MOON, KYUNG-JIN KAREN	113,944	0	TEACHING STAFF
MOORE, APRIL	89,234	0	TEACHING STAFF
MOORE, CHERYL DARLENE	95,450	0	TEACHING STAFF
MOORE, JAMIE BERNARD	96,450	0	TEACHING STAFF
MOORE, JOELLE REGAN	96,485	0	TEACHING STAFF
MOORE, JONATHAN S.	96,449	0	TEACHING STAFF
MOORE, NAOMI	96,435	0	TEACHING STAFF
MOORE, VELMA	97,756	128	TEACHING STAFF
MOORES, SEAN	89,347	0	TEACHING STAFF
MOREAU, SHEILA A.	96,399	0	TEACHING STAFF
MORENO, SARAH MARIE	75,329	0	TEACHING STAFF
MORGAN, DENA MARIE	76,479	0	TEACHING STAFF
MORGAN, NICHOLE M	79,106	0	TEACHING STAFF
MORIN, KAREN R.	89,234	0	TEACHING STAFF
MORRIS, ANNA JEAN	96,504	11	TEACHING STAFF
MORRISON, DAVID S.	98,137	0	TEACHING STAFF
MORRISON, GORDON D.	91,495	0	TEACHING STAFF
MORRISON, IRENE P.	97,078	0	TEACHING STAFF
MORRISON, JOHN	147,316	32	ADMINISTRATOR
MORTIMORE, LESLIE A.	100,789	0	EXCLUDED STAFF(ON MUN.PENSION)
MORTON, SHAYLA MARIE	82,291	0	TEACHING STAFF
MOUNTALI, SIMPLICE GANZALT	99,023	0	TEACHING STAFF
MOXNESS, ROBERT VINCENT	126,295	0	ADMINISTRATOR
MOY, MICHAEL J.	89,281	28	TEACHING STAFF
MUDGE, ANGELA M.	102,174	0	TEACHING STAFF
MUIR, CAMILA	110,148	0	TEACHING STAFF
MUIR, CORINNE BARBARA	99,356	0	TEACHING STAFF
MUIR, DENTON G.	150,818	2,444	ADMINISTRATOR
MUIRHEAD, FREDERIQUE S.	96,450	18	TEACHING STAFF
MUJICIN, JOHN S.	97,844	0	TEACHING STAFF
MULHOLLAND, HEATHER LAUREN	96,901	0	TEACHING STAFF
MULJI, WAHEEDA H.	102,343	0	TEACHING STAFF
MULLEADY, MARY J.	96,831	0	TEACHING STAFF
MULLEN, BERNADETTE ELIZABETH	89,283	0	TEACHING STAFF
MULLEN, DEREK F.	97,306	0	TEACHING STAFF
MULLEN, NADINE K	75,973	0	TEACHING STAFF
MUMFORD, EILEEN	97,792	0	TEACHING STAFF
MUNAWEERA, ANITA	97,810	0	TEACHING STAFF
MURIN, DEBORAH L.	97,698	606	TEACHING STAFF
MURPHY, HAYLEY ANNE	75,882	0	TEACHING STAFF
MURPHY, JULINA LOUISE	88,690	0	TEACHING STAFF
MURPHY, KIMBERLY JOY	75,785	0	TEACHING STAFF
MURRAY, DAWNE	94,956	0	TEACHING STAFF
MURRAY, TANNER ROBERT	78,588	544	TEACHING STAFF
MURTSELL, LAURA M.	95,971	0	TEACHING STAFF
MUSHERURE, MICHAEL	128,573	0	TEACHING STAFF

BOARD OF EDUCATION OF SCHOOL DISTRICT NO. 36 (SURREY)**UNAUDITED SCHEDULE OF FINANCIAL INFORMATION
REMUNERATION AND EXPENSES - EMPLOYEES
For The Year Ended June 30, 2022**

Schedule 4

NAME	REMUNERATION	EXPENSES	POSITION
MUSICO, SUSAN	92,636	0	TEACHING STAFF
MUTI, PARAMJIT K.	98,137	0	TEACHING STAFF
MYERS, H. MARIE	76,494	0	TEACHING STAFF
MYERS, MANUELA	88,850	18	TEACHING STAFF
MYERS, MARCELLA M.	96,450	0	TEACHING STAFF
MYLES, GWEN M.	143,951	34	ADMINISTRATOR
MYUNG, HEE KEUN JOEY	76,405	0	TEACHING STAFF
NADEAU, SIMON J	96,414	0	TEACHING STAFF
NAGAI, ANGELIE AIKA	88,386	0	TEACHING STAFF
NAGAMATSU, EVA J.	96,399	0	TEACHING STAFF
NAGDA, PARAG	97,698	0	TEACHING STAFF
NAGI, JASVINDER KAUR	98,698	0	TEACHING STAFF
NAGRA, JAGROOP	76,771	0	TEACHING STAFF
NAGRA, KIRAN PREET	95,025	0	TEACHING STAFF
NAGRA, MANJEET KAUR	81,308	0	TEACHING STAFF
NAGRA, SAROOP S.	112,937	0	TEACHING STAFF
NAHAL, MANJIT KAUR	147,761	60	ADMINISTRATOR
NAIDU, KELLY A.	96,435	0	TEACHING STAFF
NAIDU, VINCE MUNIRATNAM	100,192	0	TEACHING STAFF
NAKASHIMA, DEAN WARREN	95,730	0	TEACHING STAFF
NAKASHIMA, SARAH LYNNE	95,969	0	TEACHING STAFF
NANDA, BIRINDER KAUR	97,828	0	TEACHING STAFF
NANJI, SHAINAZ	96,414	285	TEACHING STAFF
NARANG, PREETINDER	99,608	669	ASSOCIATED PROFESSIONALS
NASMITH, SONIA ELIZABETH	96,485	0	TEACHING STAFF
NASSERJAH, MORSAL	92,701	0	TEACHING STAFF
NATHAN, SHOBNA S.	78,483	855	TEACHING STAFF
NATHOO, DEEYA KHOMAL	98,013	0	TEACHING STAFF
NATSUHARA, KIRSTEN ELIZABETH	100,483	0	TEACHING STAFF
NAUREEN, ATIFA	96,364	14	TEACHING STAFF
NAWROCKI, SARAH ANN	82,723	0	TEACHING STAFF
NAYLOR, CHRISTOPHER	129,647	0	ADMINISTRATOR
NAZEM, SUSAN	81,161	36	TEACHING STAFF
NEEDHAM, LEANNE	88,835	0	TEACHING STAFF
NEEDHAM, RODNEY E.	94,632	0	TEACHING STAFF
NEIDIG, DANA C.	97,841	0	TEACHING STAFF
NELSON, CHRIS K.	89,267	0	TEACHING STAFF
NELSON, MARITA	77,433	0	TEACHING STAFF
NELSON, MICHELLE LEANNE	78,486	0	TEACHING STAFF
NELSON, SHAUN	147,861	0	ADMINISTRATOR
NEMCOVSKY, JOSE MARTIN	75,540	0	TEACHING STAFF
NEMEC, KATHLEEN G.	101,096	0	TEACHING STAFF
NEUDORF, MELISSA MICHELLE	75,732	0	TEACHING STAFF
NEUFELD, PETER	97,821	63	CONT. EDUCATION INSTRUCTOR
NEWBOLD, BRIAN JAMES	139,649	0	ADMINISTRATOR
NEWCOMBE, LORI L.	89,300	0	TEACHING STAFF
NEWMAN, AMY	147,861	1,484	ADMINISTRATOR
NEWMAN, SEAN	104,094	16	TEACHING STAFF
NEWTON, MATTHEW	101,218	0	TEACHING STAFF
NG, CARMEN KA-MAN	79,180	0	TEACHING STAFF
NG, CARRIE KAYI	84,348	0	TEACHING STAFF

BOARD OF EDUCATION OF SCHOOL DISTRICT NO. 36 (SURREY)

UNAUDITED SCHEDULE OF FINANCIAL INFORMATION REMUNERATION AND EXPENSES - EMPLOYEES For The Year Ended June 30, 2022

Schedule 4

NAME	REMUNERATION	EXPENSES	POSITION
NG, CHARLOTTE YUK-YI	97,807	1,804	ASSOCIATED PROFESSIONALS
NG, KRYSTAL HAZEL	92,684	0	TEACHING STAFF
NG, SUSANNA M.	96,485	0	TEACHING STAFF
NGUYEN, LAM P.N.	94,866	0	TEACHING STAFF
NGUYEN, TAN P.	89,134	0	TEACHING STAFF
NGUYEN, THINH TRI	95,953	0	TEACHING STAFF
NICHOL, ALEXANDRA MARIE	75,757	0	TEACHING STAFF
NICHOLLS, SARAH MHAIRI	89,316	0	TEACHING STAFF
NICKEL, ELENNA MARIE	97,376	0	TEACHING STAFF
NICKEL, REBECCA DAWN	75,163	17	TEACHING STAFF
NICOLA, CHRISTINA MARGARET A	79,807	0	TEACHING STAFF
NIELSEN, E. WENDY	107,573	0	TEACHING STAFF
NIELSEN, HEIDI L	97,828	1,154	TEACHING STAFF
NIJJAR, AMANPREET KAUR	89,376	0	TEACHING STAFF
NIJJAR, KARENJIT KAUR	97,865	0	TEACHING STAFF
NIJJAR, MANDEEP KAUR	78,558	0	TEACHING STAFF
NIJJAR, PUNREET KAUR	82,258	0	TEACHING STAFF
NIJJER, BALRAJ DEEP SINGH	111,129	306	TEACHING STAFF
NIKKANEN, LEESHA	87,457	38	TEACHING STAFF
NIKKEL, JENNIFER M	95,471	0	TEACHING STAFF
NIKKEL, PETER T.	96,379	0	TEACHING STAFF
NILL, MARK	95,887	0	TEACHING STAFF
NILSON, DEANNA MICHELLE	95,040	0	TEACHING STAFF
NILSON, JONATHAN J.	101,218	0	TEACHING STAFF
NILSSON, ASHLEY DANIELLE	78,765	0	TEACHING STAFF
NIRO, SABRINA G.	147,097	33	ADMINISTRATOR
NIRWAN, AMANDEEP K	81,050	0	TEACHING STAFF
NISAR, SAADIA	75,349	0	TEACHING STAFF
NOAKES, JOANNA	95,925	540	TEACHING STAFF
NOAKES, MONICA LINDELL	97,698	0	TEACHING STAFF
NOBLE, HEATHER	97,859	0	TEACHING STAFF
NOCJAR, DEAN M.	88,764	174	TEACHING STAFF
NOCJAR, LAURIE	89,148	0	TEACHING STAFF
NORDLUND, MARC A.	101,202	0	TEACHING STAFF
NORDSTROM, JEFFREY ALBERT	92,943	0	TEACHING STAFF
NORMAN, REBECCA NICOLE	97,405	0	TEACHING STAFF
NORMAN, WENDY	77,584	0	TEACHING STAFF
NORRIS, BRIAN G	173,368	765	EXCLUDED STAFF(ON MUN.PENSION)
NORRIS, STEPHANIE	95,725	0	TEACHING STAFF
NORTHROP, ADELE A.	96,414	0	TEACHING STAFF
NORTHWAY, CHRISTY A.	211,515	7,532	EXCLUDED STAFF(ON TCH PENSION)
NORTON, KELLY A	96,306	0	TEACHING STAFF
NOWAKOWSKI, PAUL LECH	98,737	0	TEACHING STAFF
NUIJ, ALYSSA MARIE	93,812	0	TEACHING STAFF
NUNES, DIONNE LYNN	88,836	0	TEACHING STAFF
NUNEZ, ELAINE	89,234	0	TEACHING STAFF
NUNNS, JENNIFER K.	96,003	0	TEACHING STAFF
NUTTALL, THERESA	95,042	0	TEACHING STAFF
NYBERG, STEVEN G.	96,448	0	TEACHING STAFF
NYGAARD, LORRAINE E.	97,737	38	TEACHING STAFF
NYSTROM, KIMBERLEY BERNADETTE	96,414	0	TEACHING STAFF

BOARD OF EDUCATION OF SCHOOL DISTRICT NO. 36 (SURREY)

UNAUDITED SCHEDULE OF FINANCIAL INFORMATION REMUNERATION AND EXPENSES - EMPLOYEES For The Year Ended June 30, 2022

Schedule 4

NAME	REMUNERATION	EXPENSES	POSITION
O'BRIEN, COURTNEY NOELLE	120,799	195	TEACHING STAFF
O'BRIEN, MARTY JAMES	97,828	0	TEACHING STAFF
O'BYRNE, MELISSA ANNE	95,824	0	TEACHING STAFF
O'CONNOR, AMY MAUREEN	89,380	0	TEACHING STAFF
O'DONNELL, PADRAIC H.	100,947	0	TEACHING STAFF
O'DONNELL, TIM J.	96,399	105	TEACHING STAFF
O'HEARN, JENNIFER A.	96,435	868	TEACHING STAFF
O'MALLEY, KELLI	96,089	0	TEACHING STAFF
O'NEIL, RON J.	94,989	0	TEACHING STAFF
O'NEILL, MARIJA	84,416	0	TEACHING STAFF
O'NEILL, REBECCA JOANNE	97,880	0	TEACHING STAFF
O'REILLY, MARY	89,234	0	TEACHING STAFF
OAKLAND, TERESA	89,687	0	TEACHING STAFF
OAMEN, PAULA LEE	89,281	87	TEACHING STAFF
OCCLESHAW, JULIE ANN	136,599	0	ADMINISTRATOR
OFFICER, MARC ANDREW	96,450	97	TEACHING STAFF
OHANA, ANNIE	101,324	12	TEACHING STAFF
OHMS, ANDREA ROSE	97,880	0	TEACHING STAFF
OJEA, EVE BELLE	100,461	0	TEACHING STAFF
OKE, SARA JANE	97,584	0	TEACHING STAFF
OKKERSE, ROBERT	93,729	0	TEACHING STAFF
OKRAINETZ, AMANDA	92,688	0	TEACHING STAFF
OLAFSON, CHAD	105,451	423	TEACHING STAFF
OLATUNBOSUN, RHODA MODUPE	97,698	0	TEACHING STAFF
OLIVER, MELISSA ERIN	97,097	0	TEACHING STAFF
OLIVERIO, SERAFINA	88,802	0	TEACHING STAFF
OLSON, ANGELA KELLIE*	126,006	10,478	EXCLUDED STAFF(ON MUN.PENSION)
OLSON, JUDY LYNN	85,616	0	TEACHING STAFF
OLSON, MARISSA COLLEEN	96,471	0	TEACHING STAFF
ONIONS, LYNN GWYNETH	89,248	0	TEACHING STAFF
ONNO, LISA J.	97,339	0	TEACHING STAFF
OOMMEN, PRISKILLA	82,841	6	TEACHING STAFF
ORDEMAN, LISA N.	97,266	0	TEACHING STAFF
ORSO, MARK C	97,855	0	TEACHING STAFF
ORTH, CAROLYN LOUISE	88,353	0	TEACHING STAFF
ORTH, OLGA	96,435	0	TEACHING STAFF
OSBORNE, STACEY LEANNE	89,766	0	TEACHING STAFF
OSKAM, CHRISTIAN OSWALD	144,954	57	ADMINISTRATOR
OSSEA, SASHA SAEKO	90,767	0	TEACHING STAFF
OSWIN, TIMOTHY	94,003	0	TEACHING STAFF
OTTAHAL, NICOLE	98,455	0	TEACHING STAFF
OTTENBREIT, MEGAN JEAN	106,017	0	TEACHING STAFF
OTTEWELL, SUSAN E.	95,824	0	TEACHING STAFF
OUELLETTE, ROBBYN M	96,435	0	TEACHING STAFF
OVERGAARD, HOLLIE M.	97,844	0	TEACHING STAFF
OVERGAARD, JAMIE	98,179	437	TEACHING STAFF
PABLA, AMARJOT KAUR	75,889	0	TEACHING STAFF
PACKHAM, JOELENE M.	80,132	0	TEACHING STAFF
PACLAON, MIMI	97,880	0	TEACHING STAFF
PADAM, KAMALJIT KAUR	95,954	0	TEACHING STAFF
PADAM, RICKI NARINDER	89,234	0	TEACHING STAFF

BOARD OF EDUCATION OF SCHOOL DISTRICT NO. 36 (SURREY)

UNAUDITED SCHEDULE OF FINANCIAL INFORMATION
REMUNERATION AND EXPENSES - EMPLOYEES
For The Year Ended June 30, 2022

Schedule 4

NAME	REMUNERATION	EXPENSES	POSITION
PAHAL, PARDEEP SINGH	92,605	0	TEACHING STAFF
PAILLE, GEORGE	98,101	432	TEACHING STAFF
PAINCHAUD, NICOLE C.	97,807	0	TEACHING STAFF
PAJIC, LORI J.	80,807	0	TEACHING STAFF
PALAK, INDERPREET	81,552	0	TEACHING STAFF
PALAPUZ, EDWIN T	96,360	0	TEACHING STAFF
PALMER, KRISTA JEAN MARY	98,251	0	TEACHING STAFF
PALMER, TAMMI J.	96,379	0	TEACHING STAFF
PANAS, JOANNE TRACY	96,450	0	TEACHING STAFF
PANDA, AMARJIT	88,802	0	TEACHING STAFF
PANDHER, AMARJIT KAUR	98,654	0	TEACHING STAFF
PANDHER, HARMOHANJIT SINGH	87,693	0	TEACHING STAFF
PANDHER, SANDIP KAUR	96,196	0	TEACHING STAFF
PANDHER, SUSAN K.	89,267	0	TEACHING STAFF
PANESAR, MANJIT KAUR	75,807	0	TEACHING STAFF
PANKRATZ, ERNEST TOMSON	100,156	6	TEACHING STAFF
PANNU, DAISY	94,303	0	TEACHING STAFF
PANTALEO, KRISTINA MARIE	92,109	574	ASSOCIATED PROFESSIONALS
PAPASIAN, YOLANDA	97,807	0	TEACHING STAFF
PARE, TRUDY LYNNE	76,967	0	TEACHING STAFF
PARADES, LYS M.	152,861	0	ADMINISTRATOR
PARHAR CHOCHAN, REENA	143,951	11	ADMINISTRATOR
PARHAR HAER, SARINA	96,232	0	TEACHING STAFF
PARHAR, RAVINDER KAUR	93,897	0	TEACHING STAFF
PARHAR, SANDEEP KAUR	78,586	12	TEACHING STAFF
PARK, SANDRA	100,987	0	TEACHING STAFF
PARKER, RON	89,267	0	TEACHING STAFF
PARKER-JERVIS, LAURA ANNE	97,391	0	TEACHING STAFF
PARMAR, HARBINDER K.	97,828	0	TEACHING STAFF
PARR, CURTIS JASON	89,314	0	TEACHING STAFF
PARSONS, RENEE S.	95,387	0	TEACHING STAFF
PASCUAL, MIGUEL ANGEL	98,799	0	TEACHING STAFF
PASSIER, MARIE JEANNETTE	89,134	0	TEACHING STAFF
PATAKI, PENNY K	96,435	0	TEACHING STAFF
PATAKY, SOIBAN	89,148	626	TEACHING STAFF
PATRICK, RITA K.	96,485	0	TEACHING STAFF
PATRONG, LISA	100,913	0	TEACHING STAFF
PATTAR, GURJIT KAUR	97,834	292	TEACHING STAFF
PATTAR, NIMARTA	127,111	22	ADMINISTRATOR
PATTAR, SATBIR	86,977	0	TEACHING STAFF
PATTERSON, TINA CHRISTINE	100,093	0	TEACHING STAFF
PATTON, LAUREE ALICE	88,835	0	TEACHING STAFF
PAUL, PRISCILLA SUJATHA	78,112	0	TEACHING STAFF
PAULHUS, JULIE ELIZABETH	94,026	0	TEACHING STAFF
PAULICELLI, MICHAEL FRANK	87,279	0	TEACHING STAFF
PAWAR, KRISTEN ELIZABETH	144,937	55	ADMINISTRATOR
PAWELCHAK, DANIELLE SYLVIA	88,104	669	TEACHING STAFF
PAWELCHAK, JAMES JEFFERY	105,690	0	TEACHING STAFF
PAYNE, GREGORY	82,936	0	TEACHING STAFF
PAYNE, JILL	78,517	0	TEACHING STAFF
PAYNE, STEPHANIE	89,134	0	TEACHING STAFF

BOARD OF EDUCATION OF SCHOOL DISTRICT NO. 36 (SURREY)**UNAUDITED SCHEDULE OF FINANCIAL INFORMATION
REMUNERATION AND EXPENSES - EMPLOYEES
For The Year Ended June 30, 2022**

Schedule 4

NAME	REMUNERATION	EXPENSES	POSITION
PAYTON, ALISON JANE	81,703	0	TEACHING STAFF
PEACH, ANDREA LESLIE	96,505	0	TEACHING STAFF
PEACOCK, DOROTA	96,867	487	TEACHING STAFF
PEACOCK, STEVE	78,903	0	MAINTENANCE STAFF
PEAKER, JUNE EDNA	96,450	0	TEACHING STAFF
PEARCE, JAMES G.	147,861	488	ADMINISTRATOR
PEARMAIN, MARK	92,501	13,183	EXCLUDED STAFF(ON TCH PENSION)
PEARSON, AMANDA ERIN	76,910	0	TEACHING STAFF
PEARSON, FIONA	89,248	0	TEACHING STAFF
PEDERSON, KYLE LUKAS	97,310	335	TEACHING STAFF
PEELO, ANNA-MARIA	93,778	0	TEACHING STAFF
PELOQUIN, JULIE	96,414	0	TEACHING STAFF
PENICH, CHARLENE RAE	80,802	0	TEACHING STAFF
PENNER, CORINNE RAE	97,880	196	TEACHING STAFF
PENNER, DARRELL N.	89,248	293	TEACHING STAFF
PENNER, JERRY B.	96,435	0	TEACHING STAFF
PENNER, SUSAN JEAN	77,795	330	TEACHING STAFF
PERDUE, DAWN LINDSAY	93,344	0	TEACHING STAFF
PEREIRA NUNEZ, MARIA LOURDES	97,844	0	TEACHING STAFF
PEREYRA, GLICHELLE	80,502	0	TEACHING STAFF
PEREZ, HEIDI A.	97,828	0	TEACHING STAFF
PEREZ-DINGLER, MARY FRITZIE	102,190	16	TEACHING STAFF
PERIZZOLO, LISA	89,334	0	TEACHING STAFF
PERK, ECKHARD	94,111	291	TEACHING STAFF
PERRY, ALLISON LEAH	77,648	0	TEACHING STAFF
PERRY, JENNIFER COLLEEN	75,973	0	TEACHING STAFF
PERRY, JODIE ALENE	136,599	52	ADMINISTRATOR
PERRY, KIMBERLY ELLEN	89,148	346	TEACHING STAFF
PESUT, JESSE DAVID	84,157	0	TEACHING STAFF
PETERS, ANGELA M	101,184	0	TEACHING STAFF
PETERS, RACHEL MARIE	97,693	0	TEACHING STAFF
PETERS-SINGH, ANGELA C.	89,284	0	TEACHING STAFF
PETERSON, CHANTELE LIRENE	79,069	0	TEACHING STAFF
PETERSON, CHRISTINE E	98,417	0	TEACHING STAFF
PETERSON, DEBRA DIANNE	96,912	0	TEACHING STAFF
PETERSON, KELLY PATRICIA	86,708	0	TEACHING STAFF
PETERSON, TAMMY AMANDA D.	95,842	0	TEACHING STAFF
PETERSSON, ELLEN C	81,344	71	TEACHING STAFF
PETROSKI, RICHARD DAVID	79,899	0	TEACHING STAFF
PFLANZ, NATALIE	88,836	0	TEACHING STAFF
PHAN, JULIE	89,314	62	TEACHING STAFF
PHILLIPS, JON E.R.	96,450	0	TEACHING STAFF
PHILLIPS, JONATHAN B.	96,452	0	TEACHING STAFF
PHILLIPS, SHANNON-LEE BARBARA	97,879	0	TEACHING STAFF
PICHETTE, DESTINY DANIELLE	79,262	0	TEACHING STAFF
PICHLER, MARGRITA LOUISE	96,399	0	TEACHING STAFF
PICKARD, TARNIA EMMA	77,189	0	TEACHING STAFF
PICKETTS, BRUCE DANIEL	89,086	0	TEACHING STAFF
PIELAK, KEVIN	96,274	92	TEACHING STAFF
PIEPER, JEANINE L.	93,667	0	TEACHING STAFF
PILATOVA, KATARINA	96,303	0	TEACHING STAFF

BOARD OF EDUCATION OF SCHOOL DISTRICT NO. 36 (SURREY)

UNAUDITED SCHEDULE OF FINANCIAL INFORMATION REMUNERATION AND EXPENSES - EMPLOYEES For The Year Ended June 30, 2022

Schedule 4

NAME	REMUNERATION	EXPENSES	POSITION
PILCHAK, JENNIFER KRISTINE	138,145	26	ADMINISTRATOR
PILGRIM, WILLIAM E	89,248	0	TEACHING STAFF
PILLAY, SHARMILA	102,343	0	TEACHING STAFF
PINILI, MARVIN ALFONSO	85,880	31	INFORMATION TECHNOLOGY
PINTO, KALI A.	97,340	0	TEACHING STAFF
PIRZADA, KINZA	82,416	4	TEACHING STAFF
PITACCO, JOE	99,394	0	TEACHING STAFF
PLACEWICZ, SABINA LIDIA	84,187	0	TEACHING STAFF
PLAETNER, MONICA	88,356	0	TEACHING STAFF
PLANA-ALCUAZ, REGIE	97,844	27	TEACHING STAFF
PLANK, HEATHER	96,450	0	TEACHING STAFF
PLANTE, LEYTON PARE	80,696	121	EXCLUDED STAFF(ON MUN.PENSION)
PLAYER, MARTI	136,684	28	ADMINISTRATOR
PLUMB, MORGAN ELIZABETH	79,429	0	TEACHING STAFF
PLUME, DENISE CHARLENE	97,895	0	TEACHING STAFF
POELZER, PAISLEY ELIZABETH	100,129	0	TEACHING STAFF
POETHKE, STEPHAN J.	97,843	0	TEACHING STAFF
POLANT, KATHLEEN R.	89,234	0	TEACHING STAFF
POLUBINSKI, PATRICIA ANNA	97,865	0	TEACHING STAFF
POMONIS, MARTHA	109,110	0	TEACHING STAFF
PONGRACZ, STEVE	76,267	488	MAINTENANCE STAFF
POOLE, JENNIFER LYNN	97,844	538	TEACHING STAFF
POON, GARETH CHUANG	90,369	1,158	TEACHING STAFF
POONI, BALJIT K.	97,428	0	TEACHING STAFF
POONI, BALWINDER K.	97,844	0	TEACHING STAFF
POPADYNETZ, KATHERINE	84,925	0	TEACHING STAFF
POPE, GERI MICHELLE	96,452	0	TEACHING STAFF
POPE, GLEN JAMES	89,281	0	TEACHING STAFF
POPE, ROXANNE MARIE L.	96,602	0	TEACHING STAFF
POPKE, STEPHANIE DAWN	84,993	0	TEACHING STAFF
PORCELLATO, CARIN A	128,049	32	ADMINISTRATOR
PORPACZY, JAMES ROBERT	96,341	268	TEACHING STAFF
PORPACZY, LYNNE D.	96,952	0	TEACHING STAFF
PORTER, LISA MICHELLE	101,218	0	TEACHING STAFF
PORTER, NANCY I.	96,291	0	TEACHING STAFF
PORTER, NICOLE FRANCESCA	97,844	0	TEACHING STAFF
POSOUKH, TRACY L.	77,049	0	TEACHING STAFF
POST, NEDRA JON	97,807	694	TEACHING STAFF
POSTNIKOFF, VERNA	95,864	0	TEACHING STAFF
POTERYKO, GARY T.	96,450	0	TEACHING STAFF
POTTIE, LAURA K.	96,450	0	TEACHING STAFF
POTTS, ERIN LYNN	139,954	0	ADMINISTRATOR
POVEY, KIMBERLY SIMONE	89,034	0	TEACHING STAFF
POWELL, JONATHAN DAVID	95,969	294	TEACHING STAFF
POWELL, NATHANAEL GORDON	102,381	0	TEACHING STAFF
POWELL, ROBERT DANIEL	82,886	0	TEACHING STAFF
POWER, KIM L.	97,353	0	TEACHING STAFF
POWER, SHARON ROSE	98,444	2,061	TEACHING STAFF
PRABHAKAR, PRIYA	81,546	0	TEACHING STAFF
PRADE, AMANDA KAREN	96,516	0	TEACHING STAFF
PRADES, JANA L.	96,379	0	TEACHING STAFF

BOARD OF EDUCATION OF SCHOOL DISTRICT NO. 36 (SURREY)

UNAUDITED SCHEDULE OF FINANCIAL INFORMATION REMUNERATION AND EXPENSES - EMPLOYEES For The Year Ended June 30, 2022

Schedule 4

NAME	REMUNERATION	EXPENSES	POSITION
PRAHALAD, YASHNEEL	84,481	1,355	TEACHING STAFF
PRASAD, EILEEN RADHIKA	86,279	0	TEACHING STAFF
PRASAD, MONITA DEVI	89,076	0	TEACHING STAFF
PRASAD, RONALD RAVINDRA	107,062	57	TEACHING STAFF
PRENTICE, CATHERINE JOAN	90,742	308	TEACHING STAFF
PRESTON, ELISIA KATHERINE	77,653	27	TEACHING STAFF
PREVOST, MONIQUE KATHLEEN	101,256	0	TEACHING STAFF
PRICE, JACQUELINE ROBERTA	81,147	0	TEACHING STAFF
PRICE, KRIS MICHAEL	110,106	0	TEACHING STAFF
PRICE, LESLIE G.	89,250	0	TEACHING STAFF
PRIHAR, NATASHA	76,244	0	TEACHING STAFF
PRIZIO, ALBINA	99,367	0	TEACHING STAFF
PROCHAZKA, MARTINA	82,958	0	TEACHING STAFF
PROHL, MARGRET	82,160	0	TEACHING STAFF
PROKUDA, HEATHER D.	88,838	0	TEACHING STAFF
PROULX, KARIN LIANE	96,485	0	TEACHING STAFF
PUA, KIM TECK JAMES	105,647	0	TEACHING STAFF
PUHARICH, ROBERT JOSEPH	102,376	44	TEACHING STAFF
PULVERS, JODI	89,683	173	TEACHING STAFF
PUNIA, RAMANJEET KAUR	97,843	0	TEACHING STAFF
PUNIA, RAVINDER SINGH	76,482	0	TEACHING STAFF
PUNJ, SUNITA	126,882	1,337	TEACHING STAFF
PUREWAL, JANICE	85,546	0	TEACHING STAFF
PUREWAL, JEETENDER PAL KAUR	95,970	0	TEACHING STAFF
PUREWALL, RABEEN ROBBIE	89,709	0	TEACHING STAFF
PURI, BALJIT KAUR	97,698	24	TEACHING STAFF
PURI, RAJ PAL	155,752	4,220	ADMINISTRATOR
PURSS, MYRIAH FRANCES	76,788	105	TEACHING STAFF
PURVES, BRADLEY D.	99,825	0	TEACHING STAFF
PYLYPIUK, NANCY LOREEN	96,902	0	TEACHING STAFF
QUAN, JAMES R.	96,414	0	TEACHING STAFF
QUAN, JEFFREY	108,327	0	TEACHING STAFF
QUASHIE, CHERYL L.	97,844	0	TEACHING STAFF
QUELCH, JENNIFER REBECCA	95,954	0	TEACHING STAFF
QUENNEVILLE, ANDRE	87,041	0	TEACHING STAFF
QUINN, RICHARD A.	96,450	0	TEACHING STAFF
RACANELLI, NICOLA CELESTE	83,503	92	TEACHING STAFF
RACETTE, DARYL R.	88,799	0	TEACHING STAFF
RADCLIFFE, CANDACE A.	89,906	0	TEACHING STAFF
RADFORD, BILL OWEN	84,806	0	TEACHING STAFF
RADMILOVIC, SONJA	97,843	24	ASSOCIATED PROFESSIONALS
RADONS, LAURA MARGARET	97,082	0	TEACHING STAFF
RAFTERY, SHANNON L.	89,281	0	TEACHING STAFF
RAHMAT PANAH, MARIAM	78,087	0	TEACHING STAFF
RAI, AMY AMANJIT	93,323	0	TEACHING STAFF
RAI, JASPAL	77,069	0	TEACHING STAFF
RAI, JUSTINE KAUR	105,049	0	TEACHING STAFF
RAI, KIRANDEEP KAUR	97,683	0	TEACHING STAFF
RAI, KULRAJ SINGH	86,245	0	TEACHING STAFF
RAI, MANDEEP KAUR	82,558	0	TEACHING STAFF
RAI, PAUL J	96,417	147	TEACHING STAFF

BOARD OF EDUCATION OF SCHOOL DISTRICT NO. 36 (SURREY)

UNAUDITED SCHEDULE OF FINANCIAL INFORMATION
REMUNERATION AND EXPENSES - EMPLOYEES
For The Year Ended June 30, 2022

Schedule 4

NAME	REMUNERATION	EXPENSES	POSITION
RAI, SATWANT KAUR	89,248	0	TEACHING STAFF
RAI, SUCHDEV ROB	210,922	4,223	EXCLUDED STAFF(ON MUN.PENSION)
RAI, SUKHVINDER	149,784	33	ADMINISTRATOR
RAI, TAJINDER SINGH	100,966	1,002	TEACHING STAFF
RAI, VICKY	84,899	0	TEACHING STAFF
RAJALA, PAUL D.	89,250	0	TEACHING STAFF
RAKKAR, HARDIP	93,764	0	TEACHING STAFF
RALLA, KEVIN TIMOTHY	78,283	0	TEACHING STAFF
RAM, ANGELA BREIER	96,485	0	TEACHING STAFF
RAMA, DALJEET	97,792	0	TEACHING STAFF
RAMASWAMI, JAYASHREE	97,319	972	TEACHING STAFF
RAMIREZ, ADRIANA MARIA	101,222	0	TEACHING STAFF
RAMIREZ, TOSHA KIMBERLY D	96,848	0	TEACHING STAFF
RAMSAY, KATHY	97,837	0	TEACHING STAFF
RAMSDEN, MARGARET HEATHER	98,554	0	TEACHING STAFF
RAMSEY, JESSICA VIVIAN	78,322	0	TEACHING STAFF
RANA, BALWINDER KAUR	87,515	0	TEACHING STAFF
RANA, MARDEN	79,996	0	MAINTENANCE STAFF
RANASURIYA, SWETHA RANMALINI	108,193	79	TEACHING STAFF
RANDALL, GORDON ALEXANDER	79,787	0	TEACHING STAFF
RANDHAWA, PARVEEN	101,182	0	TEACHING STAFF
RANDHAWA, RUPINDER KAUR	96,485	0	TEACHING STAFF
RANDHAWA, SATVINDER KAUR	99,338	16	TEACHING STAFF
RANU, BALJIT	168,852	34	ADMINISTRATOR
RANU, RANBIR KAUR	100,112	0	TEACHING STAFF
RAO, SITA JOANNE	80,469	0	TEACHING STAFF
RASHID, SHAHZIA	95,958	0	TEACHING STAFF
RASMUSSEN, JENELLE CALANTHE	95,439	0	TEACHING STAFF
RATCLIFFE, JEREMY NEAL	108,937	0	TEACHING STAFF
RATTAN, KULDEEP K.	97,340	0	TEACHING STAFF
RATZLAFF, LESLEY A.	89,267	0	TEACHING STAFF
RAWJI, ZAHARA ABDULLAH	147,861	0	ADMINISTRATOR
RAWLICK, DIANA MARY	96,450	0	TEACHING STAFF
RAWLINGS, CHRISTA LYNNE	97,844	0	TEACHING STAFF
RAWLINGS, KAYLA ANNE	81,506	0	TEACHING STAFF
RAWLYNS, JOAN	89,134	0	TEACHING STAFF
RAYAT, CESAR R	93,981	60	MAINTENANCE STAFF
RAYAT, RAPHAEL RANILE	75,258	0	TEACHING STAFF
RAYCROFT, MARIA	89,234	0	TEACHING STAFF
READ, AMY N.	78,305	0	TEACHING STAFF
READ, DANIEL DALTON	97,883	28	TEACHING STAFF
READER, SHANE PATRICK	127,110	42	ADMINISTRATOR
REDDING, STEPHEN	147,861	0	ADMINISTRATOR
REDDY, ALAN	81,100	18	MAINTENANCE STAFF
REDDY, KISTAMAH	76,381	0	TEACHING STAFF
REED, ALEX JAMES	96,485	0	TEACHING STAFF
REEVE, LYNDA ROSE	193,817	7,761	EXCLUDED STAFF(ON TCH PENSION)
REGNIER, KYLIE DAWN	97,880	0	TEACHING STAFF
REICH, MELANIE MARIE	77,224	0	TEACHING STAFF
REICHHARDT, NATASHA KELLINA LE	95,559	0	TEACHING STAFF
REID, COLIN ROBERT	151,058	3,382	ADMINISTRATOR

BOARD OF EDUCATION OF SCHOOL DISTRICT NO. 36 (SURREY)

UNAUDITED SCHEDULE OF FINANCIAL INFORMATION REMUNERATION AND EXPENSES - EMPLOYEES For The Year Ended June 30, 2022

Schedule 4

NAME	REMUNERATION	EXPENSES	POSITION
REID, GREG J.	100,100	175	TEACHING STAFF
REILLY-CLARK, KAREN J.	93,449	0	TEACHING STAFF
REIMCHEN, THERESA N.	96,450	7	TEACHING STAFF
REIMER, CHRISTINE DEANNE	97,865	0	TEACHING STAFF
REIMER, PETER ALDEN	96,399	0	TEACHING STAFF
REIMER, TRACY	96,435	0	TEACHING STAFF
REIMER, WENDY AILEEN	90,876	0	TEACHING STAFF
REITER, ALEXANDRA MORGAN	82,869	35	TEACHING STAFF
REITER, DENEEN A.	147,861	0	ADMINISTRATOR
REITHAUG, SHARIE	94,005	0	TEACHING STAFF
REMPEL, FRANCOISE	96,306	0	TEACHING STAFF
REMPEL, JONATHAN TODD	98,858	16	TEACHING STAFF
REN, AMY (YING YING)	76,156	7	TEACHING STAFF
RENTMEESTER, NICOLE JENNIFER	95,096	3,583	EXCLUDED STAFF(ON MUN.PENSION)
RERIE, BRIAN ROBERT	97,355	0	TEACHING STAFF
RETTIE, CRAIG ROSS	97,843	241	TEACHING STAFF
RETTIG, JUSTIN I.	96,450	0	TEACHING STAFF
RETTIG, MICHELLE D.	95,969	0	TEACHING STAFF
REYES, JACQUELINE KATE	96,238	0	TEACHING STAFF
REYES, RICKY SENG	81,787	0	MAINTENANCE STAFF
REYNOLDS, PAM VALERIE	100,115	262	TEACHING STAFF
REYNOLDS, PATRICK STEWART	84,555	0	TEACHING STAFF
REYNOLDS, SHEILA KATHLEEN	86,453	1,109	EXCLUDED STAFF(ON MUN.PENSION)
RHODES, SHANIE LEE	89,148	0	TEACHING STAFF
RIARH, JYOT KAMAL PAUL	89,364	0	TEACHING STAFF
RIASAT, HUSSAN ALI	78,258	0	TEACHING STAFF
RICE, CONSTANCE	95,942	0	TEACHING STAFF
RICHARDSON, BENJAMIN	76,685	0	TEACHING STAFF
RICHARDSON, KATHY	99,113	0	TEACHING STAFF
RICHARDSON, PAUL DOUGLAS	96,485	0	TEACHING STAFF
RICKETTS-LINDSAY, MARILYN NICO	98,822	0	TEACHING STAFF
RICOU, LIANE	142,012	0	EXCLUDED STAFF(ON MUN.PENSION)
RIDDOCH, TRACEY	115,651	122	TEACHING STAFF
RIDINGTON, JUNIPER	96,450	0	TEACHING STAFF
RIEVELEY, IAN	89,468	46	TEACHING STAFF
RILEY, DAVID ALLEN	203,699	2,191	EXCLUDED STAFF(ON MUN.PENSION)
RING, STACEY LYN	89,281	0	TEACHING STAFF
RIPOLI, ADAM GIOVANNI	75,807	452	TEACHING STAFF
RIVAS, CHRISTOPHE	89,281	0	TEACHING STAFF
RIVERO, MELISSA G	94,979	0	TEACHING STAFF
RIZZARDO, LORRAINE M.	97,010	0	TEACHING STAFF
ROBERT, WENDY	97,844	0	TEACHING STAFF
ROBERTS, ADAM CLARK	100,129	5	TEACHING STAFF
ROBERTS, ALITA LENA	96,487	467	TEACHING STAFF
ROBERTS, CHRISTOPHER THOMAS	89,749	555	TEACHING STAFF
ROBERTS, JULIE M	95,004	0	TEACHING STAFF
ROBERTS, NICOLE ANNE	97,624	0	TEACHING STAFF
ROBERTS, NOEL	96,372	0	TEACHING STAFF
ROBERTSON, DIANA	79,669	0	TEACHING STAFF
ROBERTSON, STEVEN M.	102,343	0	TEACHING STAFF
ROBINS, CHRISTINA MARY	97,880	160	TEACHING STAFF

BOARD OF EDUCATION OF SCHOOL DISTRICT NO. 36 (SURREY)

UNAUDITED SCHEDULE OF FINANCIAL INFORMATION REMUNERATION AND EXPENSES - EMPLOYEES For The Year Ended June 30, 2022

Schedule 4

NAME	REMUNERATION	EXPENSES	POSITION
ROBINSON, DAVID ANDREW	96,488	0	TEACHING STAFF
ROBINSON, JAMIE MICHELLE	96,485	0	TEACHING STAFF
ROBINSON, JENNIFER J.	103,300	383	TEACHING STAFF
ROBINSON, KELLY R.	100,092	0	TEACHING STAFF
ROBINSON, KRISTA ANNE	97,683	0	TEACHING STAFF
ROBINSON, LARA L	127,548	32	ADMINISTRATOR
ROBINSON, NICOLE ANGELA	75,567	0	TEACHING STAFF
ROBINSON, REBECCA L.	96,306	0	TEACHING STAFF
ROBINSON, SARA KATHERINE	78,558	0	TEACHING STAFF
ROBLERO, JASWINDER KAUR	82,708	0	TEACHING STAFF
RODGERS, ANNIE TONIA	91,497	0	TEACHING STAFF
RODGERS, SHANNON R.	97,319	443	TEACHING STAFF
RODGERS, SHAUN	99,871	0	TEACHING STAFF
RODRIGUES, DANIEL J.	93,527	20	MAINTENANCE STAFF
ROESLER, SHELLI	96,399	0	TEACHING STAFF
ROGAN, HELEN MARY	133,437	74	ADMINISTRATOR
ROGERS, NICOLE L.	84,376	0	TEACHING STAFF
ROGERS-MACDONALD, KIMBERLEY JE	81,353	0	TEACHING STAFF
ROGERSON, SUSAN M.	84,161	0	TEACHING STAFF
ROHEAD, STEPHANIE LISE	77,033	0	TEACHING STAFF
ROHIRA, HINA	83,901	11	TEACHING STAFF
ROLLINS, ROSEMARY M.	94,954	0	TEACHING STAFF
ROMANCHYCH, CARLA A.	96,435	0	TEACHING STAFF
ROMANYK, MICHELLE L.	80,180	0	TEACHING STAFF
ROMAS, BRENT JOSEPH	89,281	0	TEACHING STAFF
ROMBOUGH, LAEL TIMOTHY	75,008	0	TEACHING STAFF
ROMSWINCKEL, WILLIAM	129,523	16	TEACHING STAFF
ROODENRYS, BRIAN C	98,663	0	TEACHING STAFF
ROSCOE, GEOFFREY	83,051	96	TEACHING STAFF
ROSHEA, BRITTANY NICOLE	82,105	0	TEACHING STAFF
ROSOLSKI, SYLWIA KAROLINA	77,832	0	TEACHING STAFF
ROSS, JONATHAN AARON	104,045	2,819	TEACHING STAFF
ROSS, KYLE JUSTIN	75,275	44	TEACHING STAFF
ROSS, MELODY MORGAN	98,737	0	TEACHING STAFF
ROSS, SHAUNA	180,253	8,188	EXCLUDED STAFF(ON TCH PENSION)
ROSS, ULI	98,050	0	EXCLUDED STAFF(ON MUN.PENSION)
ROSSITER, MARK EDWARD	81,743	0	TEACHING STAFF
ROSTRON, LEANNA NICOLE	83,642	0	TEACHING STAFF
ROUKEMA, ROBYN HILARY	75,985	12	TEACHING STAFF
ROVA, LAURA ELIZABETH	95,522	0	TEACHING STAFF
ROWELL, WILLIAM SCOTT	80,312	0	TEACHING STAFF
ROWLAND, ALISON	96,467	0	TEACHING STAFF
ROZANDER, ELISE MICHELLE	89,301	0	TEACHING STAFF
RUDAN, JESSICA TERRI	90,636	0	TEACHING STAFF
RUDD, GRAHAM	96,414	0	TEACHING STAFF
RUDEK, CECILIA SZE-WAI	81,486	0	TEACHING STAFF
RUNA, CHRISTIE GRACE	96,997	0	TEACHING STAFF
RUSKOWSKI, SHANNON L.	95,004	0	TEACHING STAFF
RUSSELL, CRISTINA RAE	96,485	0	TEACHING STAFF
RUSSELL, DARIEN L.	147,861	0	ADMINISTRATOR
RUSSO, NATALIA N.	96,003	0	TEACHING STAFF

BOARD OF EDUCATION OF SCHOOL DISTRICT NO. 36 (SURREY)

UNAUDITED SCHEDULE OF FINANCIAL INFORMATION REMUNERATION AND EXPENSES - EMPLOYEES For The Year Ended June 30, 2022

Schedule 4

NAME	REMUNERATION	EXPENSES	POSITION
RUTHERFORD, CHERYL	76,591	0	ADMINISTRATOR
RUTLEDGE, HEIDI	89,250	0	TEACHING STAFF
RYAN, EILEEN	98,663	0	TEACHING STAFF
RYAN, TRACY G.	96,450	0	TEACHING STAFF
SAAD, ESTEER	89,234	7	TEACHING STAFF
SABADO, REYNALDO	79,474	18	MAINTENANCE STAFF
SABARRE, ANTHONY IAN	108,376	0	TEACHING STAFF
SABELL, ALEXANDRIA MANDY	91,682	0	TEACHING STAFF
SABO, ROBERT	96,485	0	TEACHING STAFF
SACHDEVA, MONIKA	91,058	41	TEACHING STAFF
SADER, TINA	78,546	0	TEACHING STAFF
SADHRA, KIM	112,589	11	ADMINISTRATOR
SAGMOEN SIQUEIRA, STEPHANIE NI	76,350	0	TEACHING STAFF
SAHAI, NAVJYOT PASRICHA	97,848	0	TEACHING STAFF
SAHIB, ROBEENA ERIN	75,683	0	TEACHING STAFF
SAHNI, BALJEET SINGH	109,435	0	TEACHING STAFF
SAHOTA, AMRITA	97,828	0	TEACHING STAFF
SAHOTA, ANITA	96,306	0	TEACHING STAFF
SAHOTA, HERMINA KAUR	89,300	0	TEACHING STAFF
SAHOTA, JIVAN	75,931	0	TEACHING STAFF
SAHOTA, KAMALJIT KAUR	87,772	89	TEACHING STAFF
SAHOTA, KERIN	96,435	0	TEACHING STAFF
SAHOTA, KULDIP S.	100,820	300	TEACHING STAFF
SAHOTA, MANMEET SINGH	89,178	0	TEACHING STAFF
SAHOTA, PARMJIT	96,435	0	TEACHING STAFF
SAHOTA, PAVANDEEP	96,833	0	TEACHING STAFF
SAHOTA, RENEE RAVINDER	89,300	0	TEACHING STAFF
SAHOTA, SKEERAT KAUR	89,168	0	TEACHING STAFF
SAINI, JAYA LAKSHMI	98,166	0	TEACHING STAFF
SAINI, MANINDER KAUR	93,802	0	TEACHING STAFF
SAINI, PUNEET KAUR	85,929	0	TEACHING STAFF
SAINI, RUPINDER KAUR	87,436	0	TEACHING STAFF
SAITO, TINA E.	137,689	44	ADMINISTRATOR
SALE, WILLEN	90,711	0	MAINTENANCE STAFF
SALEHZADAH, ROIN AHMAD	113,902	0	TEACHING STAFF
SALHOTRA, ARZOO	97,828	0	TEACHING STAFF
SALKELD, AMANDA LEE	77,080	0	TEACHING STAFF
SALL, MANPREET K.	81,464	0	TEACHING STAFF
SALL, SHARONJIT KAUR	100,077	0	TEACHING STAFF
SALVADOR, MICHELLE	86,376	0	TEACHING STAFF
SAM, LEANNE D.	96,450	0	TEACHING STAFF
SAM, THERESA IRENE	80,280	0	TEACHING STAFF
SAMBORSKY, ROBYN	86,158	0	TEACHING STAFF
SAMRA, BALVINDER	147,861	57	ADMINISTRATOR
SAMRA, BHUPINDER SINGH	78,558	40	TEACHING STAFF
SAMRA, KAMALJEET KIM KAUR	82,721	0	TEACHING STAFF
SAMRA, PERDEEP PAUL SINGH	81,504	0	TEACHING STAFF
SAMRA, RAJVINDER K.	144,937	44	ADMINISTRATOR
SAMSON, ERNEST JOHN	128,191	23	TEACHING STAFF
SANDHAR, KAMALDEEP KAUR	81,747	0	TEACHING STAFF
SANDHAWALIA, RAWINDER KAUR	95,522	0	TEACHING STAFF

BOARD OF EDUCATION OF SCHOOL DISTRICT NO. 36 (SURREY)

UNAUDITED SCHEDULE OF FINANCIAL INFORMATION REMUNERATION AND EXPENSES - EMPLOYEES For The Year Ended June 30, 2022

Schedule 4

NAME	REMUNERATION	EXPENSES	POSITION
SANDHER, HARDIP KAUR	105,082	0	TEACHING STAFF
SANDHER, KAMALDEEP	75,984	0	TEACHING STAFF
SANDHU, AMANDEEP KAUR	101,240	0	TEACHING STAFF
SANDHU, AMARDEEP KAUR	89,312	0	TEACHING STAFF
SANDHU, CHRISTINA AMRIT	78,730	77	TEACHING STAFF
SANDHU, GURJIT	97,862	34	TEACHING STAFF
SANDHU, JAGJIT JENNA KAUR	77,176	0	TEACHING STAFF
SANDHU, JASPREET KAUR	78,411	0	TEACHING STAFF
SANDHU, JESSY JASPAL	96,470	54	TEACHING STAFF
SANDHU, KANWALJIT KAUR	103,582	16	TEACHING STAFF
SANDHU, KIRANDEEP	95,777	0	TEACHING STAFF
SANDHU, MANWINDER KAUR	89,785	0	TEACHING STAFF
SANDHU, MARIK SINGH	102,982	609	TEACHING STAFF
SANDHU, MEENUPREET KAUR	89,331	0	TEACHING STAFF
SANDHU, PAM	108,064	229	TEACHING STAFF
SANDHU, PARMINDER KAUR	93,685	0	TEACHING STAFF
SANDHU, PRABJOT KAUR	89,625	0	TEACHING STAFF
SANDHU, RAAJ	93,844	0	TEACHING STAFF
SANDHU, RAJVEER	77,397	3,997	EXCLUDED STAFF(ON MUN.PENSION)
SANDHU, SANEETA	93,320	0	TEACHING STAFF
SANDHU, SATNAM	88,822	0	TEACHING STAFF
SANDHU, SONITA	86,150	0	TEACHING STAFF
SANDHU, SUKHVIRINDER KAUR	85,562	0	TEACHING STAFF
SANDVE, GLEN M.	96,450	268	TEACHING STAFF
SANDVOSS, SIBYLLE E	98,663	0	TEACHING STAFF
SANGHA, ARMAANPREET KAUR	76,713	0	TEACHING STAFF
SANGHA, GAGANDEEP KAUR	76,029	0	TEACHING STAFF
SANGHA, HARMALE SINGH	96,691	143	TEACHING STAFF
SANGHA, KULWINDER KAUR	98,798	0	TEACHING STAFF
SANGHA, MANVINDER KAUR	94,523	0	TEACHING STAFF
SANGHA, RAMANDEEP	78,092	36	TEACHING STAFF
SANGHA, RUPINDER K.	97,828	0	TEACHING STAFF
SANGHARA, MANPREET KAUR	96,503	0	TEACHING STAFF
SANGHERA, DALJIT KAUR	97,880	53	TEACHING STAFF
SANGHERA, NAGINDER	96,453	836	TEACHING STAFF
SANGHERA, PAVENJEET KAUR	103,693	0	TEACHING STAFF
SANGHERA, RAJNUP	97,846	0	TEACHING STAFF
SANGHERA, SUKHJINDER KAUR	77,774	0	TEACHING STAFF
SANGHERA, SURINDER K.	96,450	0	TEACHING STAFF
SANTORO, ERIN SUZANNE	96,978	0	TEACHING STAFF
SAPIC, MICHEAL	79,107	0	TEACHING STAFF
SAPPAL, GURDEEP	81,344	0	EXCLUDED STAFF(ON MUN.PENSION)
SARCHET, LORA L.	76,205	0	TEACHING STAFF
SARKOZI, SANDRA L.	89,892	0	TEACHING STAFF
SARMENTO, GLORIA	183,044	3,724	EXCLUDED STAFF(ON TCH PENSION)
SARMENTO, PAULO	155,752	4	ADMINISTRATOR
SARRAN, RUPINDERJIT KAUR	93,727	0	TEACHING STAFF
SARRAZIN, MICHELLE LOUISE	80,235	0	TEACHING STAFF
SATO, CLAYTON PAUL	89,134	0	TEACHING STAFF
SAUDER, AZITA SARAH	97,391	0	TEACHING STAFF
SAUDER, JAMIE RENE	89,281	0	TEACHING STAFF

BOARD OF EDUCATION OF SCHOOL DISTRICT NO. 36 (SURREY)

UNAUDITED SCHEDULE OF FINANCIAL INFORMATION REMUNERATION AND EXPENSES - EMPLOYEES For The Year Ended June 30, 2022

Schedule 4

NAME	REMUNERATION	EXPENSES	POSITION
SAVOIE, LYNN	97,844	277	ASSOCIATED PROFESSIONALS
SAWA, JASNEET KAUR	88,509	28	TEACHING STAFF
SAWATZKY, KARI A.	95,519	0	TEACHING STAFF
SAWATZKY, PETER	97,877	0	TEACHING STAFF
SAWATZKY, PETER CHRISTOPHE	77,349	0	TEACHING STAFF
SAWHNEY, NARINDER KAUR	85,273	0	TEACHING STAFF
SAYSON, BEATRICE	97,828	0	TEACHING STAFF
SCALETТА, PAULO JOSEPH	89,281	0	TEACHING STAFF
SCALLION, NICOLE MARIE	96,306	0	TEACHING STAFF
SCHARF, OWEN	89,134	0	TEACHING STAFF
SCHEER, JEANETTE MARIE	96,291	0	TEACHING STAFF
SCHELLENBERG, BEVERLEY A.	97,825	0	TEACHING STAFF
SCHEUER, MELANIE EMMANUELLE	102,343	0	TEACHING STAFF
SCHIEVE, BRENT K.	100,935	138	TEACHING STAFF
SCHMIDT, AMANDA BRIE	89,912	0	TEACHING STAFF
SCHMIDT, FERNANDA	95,932	0	TEACHING STAFF
SCHMIDT, MICHELLE K.	204,666	4,918	EXCLUDED STAFF(ON TCH PENSION)
SCHMIDT, REGEN KENNETH	120,034	0	TEACHING STAFF
SCHNARE, SARAH J	96,450	0	TEACHING STAFF
SCHOEN, SABRINA ANNE	81,733	0	TEACHING STAFF
SCHOLTENS, GREGORY JEROME	107,258	0	TEACHING STAFF
SCHRADER, VICKI LYNN	97,830	0	TEACHING STAFF
SCHRAG, LISE	149,361	0	ADMINISTRATOR
SCHROEDER, STEPHANIE NICOLE	89,799	0	TEACHING STAFF
SCHUH, JULIE C.	78,958	0	TEACHING STAFF
SCHUTZ, JENNIFER L.	95,400	0	TEACHING STAFF
SCHWAB, KERRY L.	131,920	6	ADMINISTRATOR
SCODELLARO, CRAIG MICHAEL	89,518	0	TEACHING STAFF
SCOTT, ADAM	97,865	0	TEACHING STAFF
SCOTT, BRANDI L.	126,295	41	ADMINISTRATOR
SCOTT, BROOKE VANESSA	81,516	0	TEACHING STAFF
SCOTT, KATHLEEN	89,250	0	TEACHING STAFF
SCOTT, LINDSEY DIANE	89,314	0	TEACHING STAFF
SCOTT, LORNE AKSEL	104,962	0	TEACHING STAFF
SCOTT, MELANIE MARIE	89,752	0	TEACHING STAFF
SCOTT, MICHAEL	97,792	0	TEACHING STAFF
SCOTT, ROSS S.A.	100,208	0	TEACHING STAFF
SCOZZAFAVA, BETH MARGUERITE	79,757	1,323	TEACHING STAFF
SEARCY, JOEL DAVID	89,314	0	TEACHING STAFF
SEDAROS, DANIEL HAMILTON	107,160	669	TEACHING STAFF
SEDMAN, JENNIFER LYNN	78,607	0	TEACHING STAFF
SEETON, EMILY G	92,689	12	TEACHING STAFF
SEGUIN, MATTHEW	98,052	0	TEACHING STAFF
SEHRAI, SHARON	78,494	0	TEACHING STAFF
SEID, SHANNON LEIGH	98,001	0	TEACHING STAFF
SEKHON, MANDIP KAUR	91,045	357	TEACHING STAFF
SEKHON, NAVPREET K.	77,888	0	TEACHING STAFF
SEKHON, RAJINDER KAUR	97,844	0	TEACHING STAFF
SEKHON, RASHEENA SURJEET	76,756	0	TEACHING STAFF
SEMKIW, SARA KATHRYN	79,429	0	TEACHING STAFF
SEMREN, STEVE STIPO	107,130	0	TEACHING STAFF

BOARD OF EDUCATION OF SCHOOL DISTRICT NO. 36 (SURREY)

UNAUDITED SCHEDULE OF FINANCIAL INFORMATION

Schedule 4

REMUNERATION AND EXPENSES - EMPLOYEES

For The Year Ended June 30, 2022

NAME	REMUNERATION	EXPENSES	POSITION
SENGARA, GIA	97,355	0	TEACHING STAFF
SENGARA, GURINDER KAUR	96,485	0	TEACHING STAFF
SENICKI, CARLEY ANNE	97,844	0	TEACHING STAFF
SENINI, RANDY TYLER	85,356	724	TEACHING STAFF
SENKLER, GAIL	89,596	0	TEACHING STAFF
SEREDA, CATHERINE MARGARET	80,484	47	EXCLUDED STAFF(ON TCH PENSION)
SEREDA, HEIDI	94,079	0	TEACHING STAFF
SETO, LAURETTA J.	92,389	0	TEACHING STAFF
SETUN, ALENA	100,177	0	TEACHING STAFF
SEWARD, CHERYL KAEI	98,800	0	TEACHING STAFF
SEXSMITH, BRIANNE KRISTEN	80,955	0	TEACHING STAFF
SEXTON, COLIN	98,700	0	TEACHING STAFF
SEXTON, COLIN W.	89,234	0	TEACHING STAFF
SHAHAB, FATIMA RAYANA	85,547	0	TEACHING STAFF
SHAHI, JASVINDER-KAUR	112,119	0	TEACHING STAFF
SHAHI, RITA KAUR	76,561	0	TEACHING STAFF
SHAIKH, ALTAF	82,946	0	TEACHING STAFF
SHANTZ, KIERSTEN ALISHA	97,897	0	TEACHING STAFF
SHARDA, PUNAM	89,295	0	TEACHING STAFF
SHARDA, SUPARSHA D	89,267	0	TEACHING STAFF
SHARMA, CHETNA	89,880	15	TEACHING STAFF
SHARMA, IRIS MELISSA	75,594	0	TEACHING STAFF
SHARMA, KAVITA	145,874	89	ADMINISTRATOR
SHARMA, KAVITA RANI	80,510	0	TEACHING STAFF
SHARMA, MONIKA	97,844	0	TEACHING STAFF
SHARMA, MUNILE KUMAR	102,870	751	TEACHING STAFF
SHARMA, POOJA SHIVARSHMI	76,208	0	TEACHING STAFF
SHARMA, RASHMI	96,410	0	TEACHING STAFF
SHARMA, RUPINDER	78,067	0	TEACHING STAFF
SHARMA, SADHNA	97,792	0	TEACHING STAFF
SHAW, CORRIE R.	97,828	0	TEACHING STAFF
SHAW, LAURA KRISTINE	78,038	0	TEACHING STAFF
SHAW, MARCIA	96,399	0	TEACHING STAFF
SHEAFF, ERIN ELIZABETH	93,515	0	TEACHING STAFF
SHEARS, TYLER JAMES	96,516	0	TEACHING STAFF
SHEN, GORDEN HE	96,604	0	TEACHING STAFF
SHEPHERD, CHRISTINE	147,861	49	ADMINISTRATOR
SHERART, GREGORY L	100,815	2,118	EXCLUDED STAFF(ON MUN.PENSION)
SHERIDAN, COLLEEN REBECCA	100,131	0	TEACHING STAFF
SHERIDAN, CRAIG R.	96,435	0	TEACHING STAFF
SHERLEY, CATHERINE ANNE	89,234	0	TEACHING STAFF
SHERRY, ERIN	93,820	0	TEACHING STAFF
SHEWCHUK, CHERYL	96,414	119	TEACHING STAFF
SHIELDS, STEPHANIE ALYSSA	89,314	0	TEACHING STAFF
SHIELS, DANA LEE	96,485	0	TEACHING STAFF
SHIELS, DEAN CAMERON	98,150	0	TEACHING STAFF
SHIER, KATHY	136,684	19	ADMINISTRATOR
SHIN, YENA	76,244	0	TEACHING STAFF
SHIPLEY, JORDAN	80,499	0	TEACHING STAFF
SHIRLEY, LEO GEORGE	76,582	0	TEACHING STAFF
SHNIAD, JOANNA LISA	84,895	0	TEACHING STAFF

BOARD OF EDUCATION OF SCHOOL DISTRICT NO. 36 (SURREY)

UNAUDITED SCHEDULE OF FINANCIAL INFORMATION REMUNERATION AND EXPENSES - EMPLOYEES For The Year Ended June 30, 2022

Schedule 4

NAME	REMUNERATION	EXPENSES	POSITION
SHONKI, JASWINDER KAUR	96,485	1,007	TEACHING STAFF
SHOOK, ANDREW D.	147,861	0	ADMINISTRATOR
SHORT, ASHLEY EILEEN	89,800	0	TEACHING STAFF
SHORTRIDGE, LEANNE MARIE	93,155	0	TEACHING STAFF
SHOWRAI, MARIA THERESA	98,592	0	TEACHING STAFF
SHRESTHA, BINOD	75,033	0	TEACHING STAFF
SHUM, ALVIN CHI LUN	97,292	586	TEACHING STAFF
SHUTO, KELLY ELIZABETH	77,335	0	TEACHING STAFF
SIDHU, AMANPREET KAUR	107,273	0	TEACHING STAFF
SIDHU, CHERYL	92,605	0	TEACHING STAFF
SIDHU, GURINDER RABIN	96,432	0	TEACHING STAFF
SIDHU, GURPREET	78,666	0	TEACHING STAFF
SIDHU, HARINDER	104,791	0	TEACHING STAFF
SIDHU, JASVIR K.	95,740	0	TEACHING STAFF
SIDHU, NAVREEN	78,067	0	TEACHING STAFF
SIDHU, SANDY JASMINE	96,485	809	TEACHING STAFF
SIDHU, SARBJIT K.	96,291	0	TEACHING STAFF
SIDHU, SHARON KAUR	76,654	0	TEACHING STAFF
SIDHU, SUKHJINDER SUKHI	94,487	0	TEACHING STAFF
SIDHU, SUKHMANI	83,901	0	TEACHING STAFF
SIEBERT, DWIGHT	96,399	0	TEACHING STAFF
SIEMENS, RON	98,155	0	TEACHING STAFF
SIGOUIN, LYNEA CHERYL ANN	94,590	0	TEACHING STAFF
SIGURDSON-LONGO, JODY	80,609	140	TEACHING STAFF
SIHOTA, NAVJOT SINGH	79,726	0	TEACHING STAFF
SILVERSIDES, JANE O.	88,402	0	TEACHING STAFF
SIMMONS, SHELLEY KATHERINE	89,300	0	TEACHING STAFF
SIMMS, STEVEN WAYNE	109,305	0	TEACHING STAFF
SIMON, ALAN L.	84,671	0	TEACHING STAFF
SIMPKIN, LISA	80,710	0	TEACHING STAFF
SIMPSON, ADA	77,116	325	TEACHING STAFF
SIMPSON, TRISTAN KEITH	89,314	11	TEACHING STAFF
SINCLAIR, KIM	78,236	0	TEACHING STAFF
SINGER, LISA M	95,996	0	TEACHING STAFF
SINGH, BALVINDER	76,994	0	CLERICAL STAFF
SINGH, JASVINDER K.	98,551	0	TEACHING STAFF
SINGH, KAMNEEV KAUR	99,843	0	TEACHING STAFF
SINGH, MANU	102,365	0	TEACHING STAFF
SINGH, MUNDEEP NIKKI	87,629	0	TEACHING STAFF
SINGH, PARAMVIR	107,258	14	TEACHING STAFF
SINGH, PRATIMA	89,234	0	TEACHING STAFF
SINGH, RAJWINDER K.	95,933	0	TEACHING STAFF
SINGHERA, GURSHARAN S.	130,065	26	TEACHING STAFF
SINNIAH, TAMMI LEA	97,828	0	TEACHING STAFF
SITCH, BRITTNEY MARIE-BETH	102,190	264	TEACHING STAFF
SITTER, KAREN PATRICIA	75,251	0	TEACHING STAFF
SKALINSKI, SHAWN R.	93,446	1,221	TEACHING STAFF
SKEETE, ELIZABETH ANNE	97,881	0	TEACHING STAFF
SKINNER, ANDREA NICOLE	97,097	0	TEACHING STAFF
SKJAVELAND, DEANN A	89,451	0	TEACHING STAFF
SKJONHALS, NANCY L.	101,003	0	TEACHING STAFF

BOARD OF EDUCATION OF SCHOOL DISTRICT NO. 36 (SURREY)

UNAUDITED SCHEDULE OF FINANCIAL INFORMATION REMUNERATION AND EXPENSES - EMPLOYEES For The Year Ended June 30, 2022

Schedule 4

NAME	REMUNERATION	EXPENSES	POSITION
SKOBLA, ROBERT	95,729	0	TEACHING STAFF
SLADE, GLENN	97,737	25	TEACHING STAFF
SLADE-KERR, GAVIN A.	97,825	0	TEACHING STAFF
SLADEK, CINDY MARY-HELEN	89,250	0	TEACHING STAFF
SLATER, ALANA MICHELE	84,334	0	TEACHING STAFF
SMAILL, SOPHIA	95,041	0	TEACHING STAFF
SMALLEY, ROBIN	155,752	0	ADMINISTRATOR
SMELTZER, NICKI LEIGH	96,364	0	TEACHING STAFF
SMITAS, KELLY ANN	76,241	0	TEACHING STAFF
SMITH, ALDEN EDWARD	77,704	32	MAINTENANCE STAFF
SMITH, ANDREA DIANE	98,707	0	TEACHING STAFF
SMITH, ANNE	147,861	6	ADMINISTRATOR
SMITH, BARBARA JOAN	95,786	0	CONT. EDUCATION INSTRUCTOR
SMITH, BRIAN E	96,414	0	TEACHING STAFF
SMITH, CHRISTINA MICHELLE	100,901	0	TEACHING STAFF
SMITH, CHRISTINE ENID	78,960	0	TEACHING STAFF
SMITH, CHRISTOPHER SETON	92,846	0	TEACHING STAFF
SMITH, CLAIRE LOUISE	77,426	0	TEACHING STAFF
SMITH, GARY RUSSELL	87,812	0	TEACHING STAFF
SMITH, IVANA JANA	96,291	0	TEACHING STAFF
SMITH, JANICE K.	143,502	95	ADMINISTRATOR
SMITH, JASON PAUL	75,050	13	MAINTENANCE STAFF
SMITH, KELLY LYNN	78,263	0	TEACHING STAFF
SMITH, KIRSTEN LEE	96,453	0	TEACHING STAFF
SMITH, LAUREL LISA	129,647	0	ADMINISTRATOR
SMITH, MARGUERITE	96,450	0	TEACHING STAFF
SMITH, MARIANNE E.	95,953	0	TEACHING STAFF
SMITH, MICHELLE L.J.	79,285	0	TEACHING STAFF
SMITH, REBECCA ANNE	96,306	0	TEACHING STAFF
SMITH, SCOTT DAVIS	97,698	0	TEACHING STAFF
SMITH, SELMA	167,534	10,265	EXCLUDED STAFF(ON TCH PENSION)
SMITH, SHARON PATRICIA	87,896	0	TEACHING STAFF
SMITH, SHONAGH	98,538	18	TEACHING STAFF
SMITHSON, DOROTHY L	96,432	56	TEACHING STAFF
SMYTHE, BREANNE LOUISE	76,904	0	TEACHING STAFF
SNEAD, CHRISTIAN RAY	91,630	213	TEACHING STAFF
SNEAD, JODI P.	97,843	0	TEACHING STAFF
SNODDEN, HILARY JENNIFER	83,642	0	TEACHING STAFF
SNOW, JENNIFER L.	147,861	200	ADMINISTRATOR
SNYDER, REGAN C.	96,440	0	TEACHING STAFF
SO, EMILY PUI YONG	75,417	0	TEACHING STAFF
SO, ERIC NICK	96,306	0	TEACHING STAFF
SODHI, RAVINDER KAUR	101,216	0	TEACHING STAFF
SODHI, SANDIP K.	96,435	0	TEACHING STAFF
SOHAL, RANDEEP KAUR	75,257	0	TEACHING STAFF
SOHI, GURPREET SHAUNA	89,275	0	TEACHING STAFF
SOHREVARDI, KARIM	100,187	0	TEACHING STAFF
SOI, LAKHMINDER KAUR	76,478	0	TEACHING STAFF
SOKOLOSKI, STUART A.	97,828	0	TEACHING STAFF
SOL, JACOB	180,705	9,994	EXCLUDED STAFF(ON TCH PENSION)
SOLARI, SERGIO	96,450	0	TEACHING STAFF

BOARD OF EDUCATION OF SCHOOL DISTRICT NO. 36 (SURREY)

UNAUDITED SCHEDULE OF FINANCIAL INFORMATION REMUNERATION AND EXPENSES - EMPLOYEES For The Year Ended June 30, 2022

Schedule 4

NAME	REMUNERATION	EXPENSES	POSITION
SOMAL, HARKIRAN KAUR	107,258	0	TEACHING STAFF
SOMERS, FRED WILLIAM	98,983	0	TEACHING STAFF
SOMERTON, JANINE	88,546	0	TEACHING STAFF
SOMERVILLE, MARK	119,847	1,551	EXCLUDED STAFF(ON MUN.PENSION)
SOO, SUSAN	75,925	324	TEACHING STAFF
SORGE, COURTENAY JILL	95,532	0	TEACHING STAFF
SORKHOU, HAMID	100,123	451	TEACHING STAFF
SOTOLA, HALEY ANNE	76,247	0	TEACHING STAFF
SOUDER, TERESA J.	147,861	0	ADMINISTRATOR
SOUSA, CAROLYN UNA	101,962	14	TEACHING STAFF
SOUTHWELL, JASON LAWRENCE	98,703	247	TEACHING STAFF
SOWERBY, JOHN	96,418	238	TEACHING STAFF
SOYKA, RICHARD MURRAY	83,497	0	TEACHING STAFF
SPAIN, JENNIFER N.	89,281	0	TEACHING STAFF
SPARKMAN, CHRISTOPHER ROSS	79,575	0	TEACHING STAFF
SPEAK, MICHAEL ROBERT	109,293	0	TEACHING STAFF
SPECOGNA, NATALIE ELIZABETH	96,399	0	TEACHING STAFF
SPEECHLEY, KEELY	100,129	0	TEACHING STAFF
SPEED, ROBIN E.F.	102,343	0	TEACHING STAFF
SPEIDEL, JAMES P	78,642	1,116	EXCLUDED STAFF(ON MUN.PENSION)
SPELLER, NETONIA	80,621	0	TEACHING STAFF
SPENCE, PETER ANTHONY	86,681	0	TEACHING STAFF
SPENCER, GENIENE I.	89,267	0	TEACHING STAFF
SPENCER, KAELA	107,244	115	TEACHING STAFF
SPENCER, NOHA A	85,542	0	TEACHING STAFF
SPENCER, NOTA L.	103,043	1,137	TEACHING STAFF
SPENCER, SHANNON NANCY K.	96,467	1,813	TEACHING STAFF
SPERLING, JENNIFER LYNN	78,559	0	TEACHING STAFF
SPERLING, RYAN JOSEF	119,561	0	TEACHING STAFF
SPETIFORE, WILLIAM SAMUEL	78,958	35	TEACHING STAFF
SPOOR, WENDI M.	96,217	0	TEACHING STAFF
SPRUYT, ERIN MELISSA	78,069	0	TEACHING STAFF
SPRUYT, WILLEM CHRISTIAN	97,753	0	TEACHING STAFF
SRAN, KARMIJIT	95,994	0	TEACHING STAFF
SRAN, SANDEEP KAUR	77,063	0	TEACHING STAFF
ST. CYR, JACQUELINE LIANNE	96,450	0	TEACHING STAFF
ST. JAMES, LISA MARIE	88,123	0	TEACHING STAFF
ST. JEAN, VANESSA LYNDA	88,019	0	TEACHING STAFF
STAHLSTROM, MONIKA KATHARINA	82,573	717	TEACHING STAFF
STALKER, MARGARET K	89,134	163	TEACHING STAFF
STANCZYK, HALINA	89,405	0	TEACHING STAFF
STANFORTH, ALEXIS CAMERON	84,387	0	TEACHING STAFF
STARK, SHELLEY L	143,951	25	ADMINISTRATOR
STARR, SHERRY LEE	94,558	0	TEACHING STAFF
STATNYK, KELLY	96,436	724	TEACHING STAFF
STAUNING, HELEN	87,061	20	CLERICAL STAFF
STEA, MICHELE	83,681	0	TEACHING STAFF
STEEVES, TRACEY	95,969	0	TEACHING STAFF
STEPAN, ANITA	124,103	3,679	EXCLUDED STAFF(ON MUN.PENSION)
STEPHEN, DIANE VALERIE	96,485	0	TEACHING STAFF
STEPHENS, CLAYTON ANDREW	90,163	0	TEACHING STAFF

BOARD OF EDUCATION OF SCHOOL DISTRICT NO. 36 (SURREY)

UNAUDITED SCHEDULE OF FINANCIAL INFORMATION REMUNERATION AND EXPENSES - EMPLOYEES For The Year Ended June 30, 2022

Schedule 4

NAME	REMUNERATION	EXPENSES	POSITION
STEPHENSON, JULIE	110,725	615	EXCLUDED STAFF(ON MUN.PENSION)
STEPHENSON, RICH	96,450	0	TEACHING STAFF
STEVENS, CHRISTY ELIZABETH	95,489	0	TEACHING STAFF
STEVENS, JARED CODY ADAM	80,954	0	TEACHING STAFF
STEVENS, KIMBERLY LYNN	97,301	0	TEACHING STAFF
STEVENSON, MICHELLE L.	98,455	0	TEACHING STAFF
STEWART, AIMEE JANE E.	86,309	0	TEACHING STAFF
STEWART, CANDICE KATHRYN	88,133	0	TEACHING STAFF
STEWART, COLE ROBERT	87,908	0	TEACHING STAFF
STEWART, JENNIFER	78,154	0	TEACHING STAFF
STEWART, KENJI	94,058	0	TEACHING STAFF
STEWART, MARLEY ALEXANDRA	97,883	0	TEACHING STAFF
STIPP, STEFAN R	136,599	109	ADMINISTRATOR
STOCK, JOAN	95,891	0	TEACHING STAFF
STOCKDALE, KEVIN WALTER	89,267	16	TEACHING STAFF
STOCKLI, TAMELA LEAH	89,241	0	TEACHING STAFF
STOKLOSSA, KRISTA RAJIT	89,314	0	TEACHING STAFF
STOLLER, VICTORIA L.	89,234	0	TEACHING STAFF
STOLZ, CHRIS H.	97,841	0	TEACHING STAFF
STORSLEY, GARRY W.	102,717	549	TEACHING STAFF
STORSLEY, RODNEY D.	95,328	0	TEACHING STAFF
STOVERN MOLOCI, PATRICIA E.	89,267	0	TEACHING STAFF
STOVERN, RUBY K.	85,785	0	TEACHING STAFF
STOWE, RACHAEL ELIZABETH	89,314	0	TEACHING STAFF
STRAIN, KEN T.	102,324	194	TEACHING STAFF
STRAIN, NICOLE MICHELLE	81,455	0	TEACHING STAFF
STRAND, JULIA NICOLE	85,470	0	TEACHING STAFF
STRAUSS, DEREK	153,599	4	ADMINISTRATOR
STREIBEL, KAYLIE JEAN	97,342	0	TEACHING STAFF
STRILIVE, CORINA LYNNE	95,969	0	TEACHING STAFF
STROH, KIMBERLY ANNE	77,297	0	TEACHING STAFF
STROH, SHAWN ROBERT	97,903	0	TEACHING STAFF
STRUICK, JOHN FREDERICK	106,827	6	TEACHING STAFF
STUART, ANGUS	97,765	0	ASSOCIATED PROFESSIONALS
STUART, LINDA	97,844	0	TEACHING STAFF
STUBBINGS, RYAN R.	89,000	0	TEACHING STAFF
STUBBINGS, TAMMY J.	147,861	0	ADMINISTRATOR
STUMPF, TINO M.	97,828	0	TEACHING STAFF
STURE, JULIE ANNA	97,340	0	TEACHING STAFF
STURN, DANA	111,664	0	TEACHING STAFF
STURN, KIMBERLY	98,798	0	TEACHING STAFF
STUSIAK, BRIANNA MARIE	106,093	0	TEACHING STAFF
SUCCAMORE, SANDRA Y.	96,414	0	TEACHING STAFF
SUJAN, MANJIT S	98,040	88	TEACHING STAFF
SULL, KULWANT K.	89,267	0	TEACHING STAFF
SULLIVAN, ASHLEE ANN	88,869	76	TEACHING STAFF
SULLIVAN, SHEILA	96,450	0	TEACHING STAFF
SUMMERFIELD, KATHLEEN J.	108,680	0	TEACHING STAFF
SUMPTON, MELISSA MAE	82,390	0	TEACHING STAFF
SUN, CANGJIE ROSS	81,518	0	TEACHING STAFF
SUNDIN, ANDREA JEAN	89,765	0	TEACHING STAFF

BOARD OF EDUCATION OF SCHOOL DISTRICT NO. 36 (SURREY)

UNAUDITED SCHEDULE OF FINANCIAL INFORMATION REMUNERATION AND EXPENSES - EMPLOYEES For The Year Ended June 30, 2022

Schedule 4

NAME	REMUNERATION	EXPENSES	POSITION
SUNDSET, KRISTEN MEREDITH	96,023	0	TEACHING STAFF
SUPRAMANIYAM, KEERTHIHA	89,160	1,050	EXCLUDED STAFF(ON MUN.PENSION)
SUSHESKI, KIMBERLEY MICHELLE	96,278	0	TEACHING STAFF
SUTRIN, ANA MARIA	88,821	0	TEACHING STAFF
SUTTER, BRENT	97,322	0	TEACHING STAFF
SUTTON, CRAIG LYLE	96,450	235	TEACHING STAFF
SUTTON, THOMAS CHARLES	97,683	0	TEACHING STAFF
SVAB, MARY-LOU J.	75,711	0	TEACHING STAFF
SVEINSON, KRISTY A.M.	96,450	0	TEACHING STAFF
SVELANDER, SCOTT	96,414	0	TEACHING STAFF
SWADDLING, JEFF	114,382	0	TEACHING STAFF
SWADDLING, STEVE	96,291	0	TEACHING STAFF
SWANSBURG, ABBY ELISE	134,631	0	ADMINISTRATOR
SWEENEY, MICHAEL PATRICK	141,194	19	ADMINISTRATOR
SWEET, AUTUMN	122,703	2,056	EXCLUDED STAFF(ON MUN.PENSION)
SWISTAK, NORMAN	100,727	0	TEACHING STAFF
SWITCH, CHRISTIE ELIZABETH	105,733	0	TEACHING STAFF
SY, NICOLE L.	82,533	0	TEACHING STAFF
SYBERG-OLSEN, JENNIFER LYNN	89,892	0	TEACHING STAFF
SYKES, JONATHAN PAUL J	82,752	0	TEACHING STAFF
SYKES, RANDIE SAMANTHA	97,698	0	TEACHING STAFF
SYMS, CHRISTINE A	89,872	0	TEACHING STAFF
SYMS, CYNTHIA JOYCE	79,952	0	TEACHING STAFF
SYROID-BLOCK, JANE TAMMY	97,828	0	TEACHING STAFF
SZABO, ZLATA	90,994	71	CLERICAL STAFF
SZETO, JANNIE CHING-YI	96,963	0	TEACHING STAFF
SZUTU, EDMUND	90,738	0	TEACHING STAFF
TAANK, RAJESHREE	97,043	0	TEACHING STAFF
TADDEI, ROBERT JOHN	108,430	0	TEACHING STAFF
TAGGAR, SUKHREET KAUR	78,241	0	TEACHING STAFF
TAGMANN, CHRYSTAL ANN	89,278	0	TEACHING STAFF
TAILOR, JESSICA	98,232	0	TEACHING STAFF
TAIT, BRAD R.	136,684	10	ADMINISTRATOR
TAIT, BRIAN	168,852	300	ADMINISTRATOR
TAKHAR, GURDIP	102,350	1,440	EXCLUDED STAFF(ON MUN.PENSION)
TAKHAR, JASPREET	76,727	11	TEACHING STAFF
TAKHAR, KAMALJIT K.	89,267	0	TEACHING STAFF
TAKHAR, MANDEEP KAUR	79,429	0	TEACHING STAFF
TALDO, LESLEY MAE	89,752	0	TEACHING STAFF
TAMBOLINE, ROBERT A.	105,353	0	TEACHING STAFF
TAMBRE, VIRGINIA RENEE	76,586	658	TEACHING STAFF
TAN, SAW PING	89,248	0	TEACHING STAFF
TANCOWNY, JANIS	98,783	0	TEACHING STAFF
TANG, IRENE HOY YEN	87,332	0	TEACHING STAFF
TARNOWSKI, JENNIFER D.	147,316	13	ADMINISTRATOR
TATOMIR, DEBRA	96,379	0	TEACHING STAFF
TAVARES, WENDY A.	97,061	0	TEACHING STAFF
TAYLOR, CHRIS J.	96,450	0	TEACHING STAFF
TAYLOR, CHRIS S.	96,414	0	TEACHING STAFF
TAYLOR, KATE MARIE	81,606	0	TEACHING STAFF
TAYLOR, MONIKA LYNNE	96,485	0	TEACHING STAFF

BOARD OF EDUCATION OF SCHOOL DISTRICT NO. 36 (SURREY)

UNAUDITED SCHEDULE OF FINANCIAL INFORMATION REMUNERATION AND EXPENSES - EMPLOYEES For The Year Ended June 30, 2022

Schedule 4

NAME	REMUNERATION	EXPENSES	POSITION
TAYLOR, PATRICK WILSON	133,576	0	ADMINISTRATOR
TAYLOR, R. PATRICK	89,269	0	TEACHING STAFF
TAYLOR, SHER ANNE	99,834	0	TEACHING STAFF
TENG, CINDY HSAIO YEN	89,300	0	TEACHING STAFF
TESSAROLO, LAURESSA A.	101,734	0	TEACHING STAFF
TESSIER, ALYSHA BARBARA	147,856	0	ADMINISTRATOR
TESSIER, CRAIG A.	88,639	263	TEACHING STAFF
TEVELY, ALAN B.	97,807	0	TEACHING STAFF
THALAGALA, YAMUNA N	96,450	0	TEACHING STAFF
THIARA, SONYA	78,320	0	TEACHING STAFF
THIBAULT, ANGELE S.	96,236	0	TEACHING STAFF
THIBAULT, ZOEL TATSUO	104,223	768	TEACHING STAFF
THIESSEN, ANDREW RYAN	82,692	0	TEACHING STAFF
THIESSEN, ROBYN	96,414	0	TEACHING STAFF
THIND, KARAMJIT KAUR	88,413	0	TEACHING STAFF
THIND, SONNY SINGH	77,988	0	TEACHING STAFF
THOM, STEPHANIE	96,435	0	TEACHING STAFF
THOMAS, RENEE A.	116,455	14	TEACHING STAFF
THOMPSON, PAUL F.N.	129,647	0	ADMINISTRATOR
THOMSON, CHRISTINE KAY	97,810	200	TEACHING STAFF
THORGEIRSON, LORETTA	86,294	0	TEACHING STAFF
THORNTON, HEIDI ANN	96,452	0	TEACHING STAFF
THORNTON, JENNIFER LYNN	96,450	0	TEACHING STAFF
THORNTON, KURT T.	102,342	0	TEACHING STAFF
THORNTON, SHERI L.I.	97,061	0	TEACHING STAFF
THORNTON, TIMOTHY G.R.	96,450	0	TEACHING STAFF
THRONESS, HEATHER LEA-ANN	78,125	0	TEACHING STAFF
TICE, SANDRA ROSE	83,840	0	TEACHING STAFF
TIFENBACH, TRACY	100,896	561	TEACHING STAFF
TILTON, ANGIE DEVON	96,003	0	TEACHING STAFF
TINANT, KERRY ANN	107,346	724	TEACHING STAFF
TINCU, BEATRICE	97,093	3,507	EXCLUDED STAFF(ON MUN.PENSION)
TINGSTAD, KATERINA	96,379	0	TEACHING STAFF
TINNEY, JORDAN	351,081	43,981	EXCLUDED STAFF(ON TCH PENSION)
TIONGSON, ANNE MARGARET	79,400	0	TEACHING STAFF
TITO, SHANNON	97,807	0	TEACHING STAFF
TO, ACKIE NGAI KEI	93,798	0	TEACHING STAFF
TO, DANIEL M.L.	155,752	4,530	ADMINISTRATOR
TODD, ANDREA CHELAN	80,796	0	TEACHING STAFF
TODHUNTER, KIM DENISE	96,450	0	TEACHING STAFF
TOKAR, EUGENE G.	89,235	0	TEACHING STAFF
TOME, LISA MARIANNE	97,340	0	TEACHING STAFF
TOMNUK, DARCIE N.	97,698	0	TEACHING STAFF
TONG, BEN	110,169	0	TEACHING STAFF
TONG, PHYLLIS	89,892	0	TEACHING STAFF
TOOR, BEANT KAUR	101,208	0	TEACHING STAFF
TOOR, HARPREET KAUR	107,204	16	TEACHING STAFF
TOOR, KULWANT S.	96,417	0	TEACHING STAFF
TOOR, RAMANDEEP	83,837	0	TEACHING STAFF
TOOR, RUBINDER	83,490	0	TEACHING STAFF
TOTH, LEANNE MARGARET	96,467	11	TEACHING STAFF

BOARD OF EDUCATION OF SCHOOL DISTRICT NO. 36 (SURREY)

UNAUDITED SCHEDULE OF FINANCIAL INFORMATION REMUNERATION AND EXPENSES - EMPLOYEES For The Year Ended June 30, 2022

Schedule 4

NAME	REMUNERATION	EXPENSES	POSITION
TOVAROVA, KRISTINA	77,870	0	TEACHING STAFF
TRACEY, MEGHAN LEIGH	96,485	0	TEACHING STAFF
TRAN, BETTY THUY LINH	83,753	306	TEACHING STAFF
TRAN, CHINH BA	88,774	0	TEACHING STAFF
TRAN, LIEN	97,843	0	TEACHING STAFF
TREBESH, MYKOLA N	97,808	0	TEACHING STAFF
TREMBLAY, TANNYCE HEATHER	79,725	0	TEACHING STAFF
TREVELYAN, CHRISTOPHER JAMES	76,796	0	TEACHING STAFF
TREVELYAN, LEA MAE	83,719	0	TEACHING STAFF
TRINH, SUZANNE	79,402	0	TEACHING STAFF
TRINH, THU HOA WENDY	96,507	0	TEACHING STAFF
TRINH, YVONNE LEIGH	82,464	0	TEACHING STAFF
TRUJILLO, ANA-SOFIA	100,112	0	TEACHING STAFF
TRUONG, DIEM T.	97,881	0	TEACHING STAFF
TRYNOVA, LILIA GRYGORIVNA	80,317	0	TEACHING STAFF
TSANG, DANNY	102,896	0	TEACHING STAFF
TSE, GARY RAYMOND	97,912	0	TEACHING STAFF
TSUI, ELSOME	86,451	0	TEACHING STAFF
TURCOTTE, TYRONE	89,248	0	TEACHING STAFF
TURNBULL, CARLA	78,005	0	TEACHING STAFF
TURNER, DAN	173,661	3,957	EXCLUDED STAFF(ON MUN.PENSION)
TURNER, JOHN DALTON	102,399	0	TEACHING STAFF
TURNER, SHERYL D.	95,933	30	TEACHING STAFF
TURNER, STEPHANIE ANNE	89,282	0	TEACHING STAFF
TURRA, DOMINIQUE MICHELLE	78,382	0	TEACHING STAFF
TYLER, PENNY	96,345	0	TEACHING STAFF
UCHIDA-HICKS, ADELAINE HIJIRI	96,399	0	TEACHING STAFF
UHRICH, MIRANDA JEWEL	96,917	0	TEACHING STAFF
UMLAS, RACHEL ANNE	79,429	0	TEACHING STAFF
UNO, KYLE	126,006	716	EXCLUDED STAFF(ON MUN.PENSION)
UNO, SANDRA MARIE	77,045	116	EXCLUDED STAFF(ON MUN.PENSION)
UNRUH, DAWN JODIE	87,365	0	TEACHING STAFF
UNRUH, JEFFREY	96,450	0	TEACHING STAFF
UPPAL, JASWINDER	97,828	0	TEACHING STAFF
UPPAL, KAMALDEEP KAUR	78,293	0	TEACHING STAFF
UPPAL, KULJIT	89,281	0	TEACHING STAFF
UPPAL, SUNDEEP SINGH	102,422	270	TEACHING STAFF
UPPAL, TRICIA LEANNE	97,844	0	TEACHING STAFF
URSU, ELENA	97,807	0	TEACHING STAFF
URSULAK, DARREN	96,074	16	TEACHING STAFF
UTSUNOMIYA, JESSICA RAE	95,824	488	TEACHING STAFF
UZAMA, AUSTIN ALL	82,615	0	TEACHING STAFF
VACHHER, HARPREET KAUR	84,926	0	TEACHING STAFF
VAIRO, CARMELINA A	101,218	0	TEACHING STAFF
VALENCIA, MENELAINE	81,420	0	TEACHING STAFF
VALENTE, BRENT D	89,281	0	TEACHING STAFF
VALERA, VIMLESH I.	156,602	374	ADMINISTRATOR
VALI, PORYA	105,527	0	TEACHING STAFF
VALLI, ALBERTO	89,267	0	TEACHING STAFF
VAN AKKER, KRISTEN MARIE	96,485	0	TEACHING STAFF
VAN ALSTINE, DAN SCOTT	95,051	0	TEACHING STAFF

BOARD OF EDUCATION OF SCHOOL DISTRICT NO. 36 (SURREY)

UNAUDITED SCHEDULE OF FINANCIAL INFORMATION REMUNERATION AND EXPENSES - EMPLOYEES For The Year Ended June 30, 2022

Schedule 4

NAME	REMUNERATION	EXPENSES	POSITION
VAN BEEK, MARIE A.	77,915	0	TEACHING STAFF
VAN BERKEL, KATRINA ELIZABETH	87,809	0	TEACHING STAFF
VAN DEN BROEK, DAVID RYAN	92,536	0	TEACHING STAFF
VAN DER GRAAF-BODNER, WENDY	97,615	0	TEACHING STAFF
VAN DER PUTTEN, SONJA AICHA	76,775	0	TEACHING STAFF
VAN DIJK, TRACY SELENA	96,480	0	TEACHING STAFF
VAN DOP, JANELLE CRYSTAL	98,369	0	TEACHING STAFF
VAN DYK, ANN	98,648	104	TEACHING STAFF
VAN DYK, KELLY MAE	100,150	941	TEACHING STAFF
VAN GAANS, JANINE MARIE	76,151	362	TEACHING STAFF
VAN GARDEREN, AMANDA E.	97,844	0	TEACHING STAFF
VAN HALST, WALTER	97,824	0	TEACHING STAFF
VAN HULSENTOP, BRENT BART	96,467	0	TEACHING STAFF
VAN HULSENTOP, STEPHEN NICHOLA	96,485	0	TEACHING STAFF
VAN IEPEREN, CHRISTY-LYNN	96,450	0	TEACHING STAFF
VAN KOLL, CATHARINE GERTRUDUS	96,414	0	TEACHING STAFF
VAN NIEKERK, LORI KATHERINE	89,312	325	TEACHING STAFF
VAN RYSWYK, DIANE Y.	96,400	0	TEACHING STAFF
VAN SANT, JOEL BRANDYN	89,825	0	ADMINISTRATOR
VAN SANTEN, CHANTAL N.	89,281	0	TEACHING STAFF
VAN SPAENDONK, DIRK J	111,374	2,006	EXCLUDED STAFF(ON MUN.PENSION)
VAN WEERDEN, ANITA	98,685	0	TEACHING STAFF
VANDENBERG, MICHAEL H.	96,450	0	TEACHING STAFF
VANDENBERG, NADINE M	134,550	61	ADMINISTRATOR
VANDERARK, DARRYL JOHN	96,485	240	TEACHING STAFF
VANDERARK, EMILY REBECCA	102,395	14	TEACHING STAFF
VANDEVYVERE, COLIN ANSON	84,198	0	TEACHING STAFF
VANDHER, TEJINDER REETU	87,410	0	TEACHING STAFF
VANDOP, KEVIN H.	93,778	0	TEACHING STAFF
VANDOP, SHANNON A.	100,959	0	TEACHING STAFF
VANIK, MARCI C.	97,355	0	TEACHING STAFF
VANSTONE, JORDAN CAMERON	118,555	0	TEACHING STAFF
VANTEUNENBROEK, MONIQUE E.	96,414	0	TEACHING STAFF
VARGA, ERIN MARIA	89,314	0	TEACHING STAFF
VARPAUL, KAWAL	97,828	0	TEACHING STAFF
VASQUEZ, CESAR R.	122,768	34	TEACHING STAFF
VASS, SARAH MICHELLE	96,485	0	TEACHING STAFF
VAUGHAN, ELAINE MARIE	96,449	41	TEACHING STAFF
VAUGHAN, JEFFREY PETER	97,843	0	TEACHING STAFF
VENDRAMIN, ANTONIO	147,864	0	ADMINISTRATOR
VERKAIK, ANDREW DAVID	96,485	0	TEACHING STAFF
VERMA, ANU	97,683	0	TEACHING STAFF
VERMA, MEREDITH	95,400	499	EXCLUDED STAFF(ON MUN.PENSION)
VERMEULEN, YVONNE AUDREY	95,935	0	TEACHING STAFF
VERNON, HEATHER A.	96,415	0	TEACHING STAFF
VERVAET, JONATHAN ALLEN	147,761	16	ADMINISTRATOR
VETO, PAULINE J.	97,800	41	TEACHING STAFF
VICENTE, JAIME	97,828	11	TEACHING STAFF
VICK, AARON	97,844	0	TEACHING STAFF
VIENS, NATASHA JENNIFER	84,899	0	TEACHING STAFF
VILIO, MARIE K	96,345	0	TEACHING STAFF

BOARD OF EDUCATION OF SCHOOL DISTRICT NO. 36 (SURREY)

UNAUDITED SCHEDULE OF FINANCIAL INFORMATION REMUNERATION AND EXPENSES - EMPLOYEES For The Year Ended June 30, 2022

Schedule 4

NAME	REMUNERATION	EXPENSES	POSITION
VILIO, MARK R.	96,450	0	TEACHING STAFF
VILIO, MICHAEL S.	97,844	0	TEACHING STAFF
VILLENEUVE, LAURA J.	99,823	603	TEACHING STAFF
VILLENEUVE, LEANNE	96,193	850	TEACHING STAFF
VINCENT, LEAH	96,485	0	TEACHING STAFF
VINCIGUERRA, ROBYN L.	96,449	0	TEACHING STAFF
VIRK, BHEPINDER K.	96,107	0	TEACHING STAFF
VIRK, LUCKY	103,551	0	TEACHING STAFF
VIRK, PARMINDER KAUR	97,698	0	TEACHING STAFF
VIRK, SANDEEP KAUR	81,221	0	TEACHING STAFF
VIVANCO, TRACY ANN	96,485	0	TEACHING STAFF
VIZVARY, JOSEPH	98,264	0	TEACHING STAFF
VOCHVEST, SHARKA	78,714	0	TEACHING STAFF
VOGSTAD, KELLI A.	98,211	0	TEACHING STAFF
VOKEY, DEREK TODD	89,298	0	TEACHING STAFF
VOLK, ALLISON COLLEEN	129,647	32	ADMINISTRATOR
VOLPE, ESTER	96,451	0	TEACHING STAFF
VOSLOH, DONNA LYNN	87,932	0	TEACHING STAFF
VRABEC, ALEXANDRA V.	97,844	57	TEACHING STAFF
VRIEND, LEANNE K.	96,435	0	TEACHING STAFF
VUILLEUMIER, SEAN CHARLES	89,314	0	TEACHING STAFF
VUKAJ, SUZANA	107,241	16	TEACHING STAFF
WAGNER, PATRICIA M.	86,298	0	TEACHING STAFF
WAGSTAFF, MARIE	95,453	0	TEACHING STAFF
WAKELIN, CHRISTOPHER ALAN	105,864	14	TEACHING STAFF
WALBOURNE, JAMES	78,476	14	TEACHING STAFF
WALIA, NARINDER K.	144,971	22	ADMINISTRATOR
WALKER, ANDREA ELIZABETH	96,715	0	TEACHING STAFF
WALKER, KRISTINE LYNN	96,485	0	TEACHING STAFF
WALL, CAROLYN T.	86,809	0	TEACHING STAFF
WALLE, TIFFANY GRACE	89,602	0	TEACHING STAFF
WALSH, CARLA KRISTEN	133,437	47	ADMINISTRATOR
WALSH, NATHALIE	97,683	0	TEACHING STAFF
WALSHE, ROBERT MICHAEL	99,825	0	TEACHING STAFF
WALTERS, LINDSAY-RAE TARA	88,438	0	TEACHING STAFF
WALTON, CHRISTOPHER P.	96,450	0	TEACHING STAFF
WANG, FANG	76,377	530	CLERICAL STAFF
WANG, SANYEE S	97,865	75	TEACHING STAFF
WANG, YU-CHI ANGELA	97,377	0	TEACHING STAFF
WANNER, SARA SARCELLE	89,298	0	TEACHING STAFF
WARAICH, ANN KAUR	89,716	0	TEACHING STAFF
WARD, JAMES COLLIER	96,450	0	TEACHING STAFF
WARDEGGER, CRISTIANA	83,903	0	TEACHING STAFF
WARDLE, ALEXIS ANN	97,865	0	TEACHING STAFF
WARDLE, CRAIG RICHARD	102,327	0	TEACHING STAFF
WARDLOW, HILARY LORRAINE	78,413	0	TEACHING STAFF
WARKENTIN, DENICE JAYNE	95,918	0	TEACHING STAFF
WARNER, SHERRI D.	87,943	0	TEACHING STAFF
WARNOCK, LISA MARIE	97,233	0	TEACHING STAFF
WARNOCK, RAY	103,331	0	TEACHING STAFF
WARREN, ANNA M.	97,844	68	TEACHING STAFF

BOARD OF EDUCATION OF SCHOOL DISTRICT NO. 36 (SURREY)

UNAUDITED SCHEDULE OF FINANCIAL INFORMATION REMUNERATION AND EXPENSES - EMPLOYEES For The Year Ended June 30, 2022

Schedule 4

NAME	REMUNERATION	EXPENSES	POSITION
WARREN, DANIELLE JOY*	98,050	25,999	EXCLUDED STAFF(ON MUN.PENSION)
WARWAS, GABRIELLA	89,314	0	TEACHING STAFF
WASMUTH, PHIL A	109,946	0	TEACHING STAFF
WASON, SHELLEY R	81,179	0	TEACHING STAFF
WATKINS, JODI MICHELLE	86,460	0	TEACHING STAFF
WATKINS, LISA MARIE EMILY	79,149	0	TEACHING STAFF
WATKINS, MIKE DAVID	97,844	0	TEACHING STAFF
WATSON, MICHELLE	97,844	0	TEACHING STAFF
WATSON, NICOLE KRISTY	119,261	0	ADMINISTRATOR
WATSON, PATRICIA H.	97,828	0	TEACHING STAFF
WATSON, WENDY	96,291	0	TEACHING STAFF
WATT, LIANNE JOAN	79,515	0	TEACHING STAFF
WATTS, KRISTIE LEE	93,804	0	TEACHING STAFF
WAUGH, MATTHEW	98,965	0	CLERICAL STAFF
WEAKES, TAYLOR STEVEN	85,761	0	TEACHING STAFF
WEBBER, JAMES RAYMOND	96,000	0	TEACHING STAFF
WEBBER, THERESA VICTORIA	90,908	0	TEACHING STAFF
WEBER, IAN FREDERICK	77,635	0	TEACHING STAFF
WEBER, REBECCA	97,079	0	TEACHING STAFF
WEBSTER, VICKI L.	96,399	0	TEACHING STAFF
WEERATUNGE, DIHAN JUDE	92,863	0	TEACHING STAFF
WEIDMANN, ANDREA LEE	92,238	12	TEACHING STAFF
WEIDMANN, GREGORY ROSS	89,752	0	TEACHING STAFF
WEIGEL, CHRISTIE S.	97,791	0	TEACHING STAFF
WEISS, JOSHUA B.	97,862	453	TEACHING STAFF
WEISS, LORI-ANN	89,310	182	TEACHING STAFF
WELCH, ALFRED J.	89,248	0	TEACHING STAFF
WELDON, CYNTHIA	136,684	16	ADMINISTRATOR
WELLS, STEPHANIE E.	94,527	0	TEACHING STAFF
WENSINK, DARREN J.	96,509	0	TEACHING STAFF
WEST, CRAIG RUSSELL	77,852	20	MAINTENANCE STAFF
WEST, LEEAN C.	75,635	0	TEACHING STAFF
WEST, MARK ANTHONY	110,651	121	EXCLUDED STAFF(ON MUN.PENSION)
WESTAWAY, MARGARET OLGA	95,792	0	TEACHING STAFF
WESTPHAL, MATTHEW JOSEPH	83,860	0	TEACHING STAFF
WETTIG, KAREN	89,134	0	TEACHING STAFF
WHEELER, MARTIN THOMAS	96,467	0	TEACHING STAFF
WHINTORS, NEVA	100,031	0	TEACHING STAFF
WHITE, JANA CAROL	125,985	36	ADMINISTRATOR
WHITE, MATTHEW ALLAN	88,868	0	TEACHING STAFF
WHITE, PATRICE A.	85,072	0	TEACHING STAFF
WHITE, SEAN M.	96,414	0	TEACHING STAFF
WHITESIDE, JANET	94,473	0	TEACHING STAFF
WHITHAM, ROBERT	143,415	1,976	ADMINISTRATOR
WHYNOT, LEANNE MICHELLE	82,873	0	TEACHING STAFF
WICK, KELLY	100,950	0	TEACHING STAFF
WIEBE, BRENDA	78,481	0	TEACHING STAFF
WIEBE, CURTIS DAVID	83,192	0	TEACHING STAFF
WIEBE, HAROLD V.	88,357	0	TEACHING STAFF
WIEBE, TIMOTHY JOEL	100,749	11	TEACHING STAFF
WIEBE, VANESSA LYNN	83,496	0	TEACHING STAFF

BOARD OF EDUCATION OF SCHOOL DISTRICT NO. 36 (SURREY)

UNAUDITED SCHEDULE OF FINANCIAL INFORMATION
REMUNERATION AND EXPENSES - EMPLOYEES
For The Year Ended June 30, 2022

Schedule 4

NAME	REMUNERATION	EXPENSES	POSITION
WIEST, ANDREA JANICE	98,022	0	TEACHING STAFF
WILANDER, ALLISON RAE	77,193	0	TEACHING STAFF
WILCOX, CHRISTINE TRACY	97,880	1,162	TEACHING STAFF
WILDER, AMY LYNN	96,003	0	TEACHING STAFF
WILKE, LINDA	96,450	0	TEACHING STAFF
WILKERSON, KRISTEN	97,883	925	TEACHING STAFF
WILKIE, DONA	100,949	37	TEACHING STAFF
WILKINSON, JASON ANTHONY	96,490	498	TEACHING STAFF
WILKINSON, NATHAN	77,855	380	CLERICAL STAFF
WILL, CHELSEY MARIE	77,141	0	TEACHING STAFF
WILLEMS, ELISABETH	87,799	0	TEACHING STAFF
WILLIAMS, DIANA R	96,435	0	TEACHING STAFF
WILLIAMS, EDNA	89,248	0	TEACHING STAFF
WILLIAMS, JEFF	96,435	0	TEACHING STAFF
WILLIAMS, KELSEY REBECCA	80,072	0	TEACHING STAFF
WILLIAMS, TANYA F	79,372	0	TEACHING STAFF
WILLIAMSON, LEZAH L.	91,495	0	TEACHING STAFF
WILLOUGHBY, ANDREA D.	84,156	0	TEACHING STAFF
WILSON, ANDREA LISA	78,477	0	TEACHING STAFF
WILSON, BRUCE	77,990	0	TEACHING STAFF
WILSON, DANIEL EARL	91,495	0	TEACHING STAFF
WILSON, EMANUELA TERESA	75,898	0	TEACHING STAFF
WILSON, HARMONY S.	97,844	0	TEACHING STAFF
WILSON, HEATHER MARY	89,141	24	TEACHING STAFF
WILSON, JANA	83,744	0	TEACHING STAFF
WILSON, JODY LYNN	95,967	0	TEACHING STAFF
WILSON, LEAH M.	77,164	0	TEACHING STAFF
WILSON, R. ARNIE	77,161	0	TEACHING STAFF
WINKLER, DENNY ANTHONY	89,281	0	TEACHING STAFF
WINSTONE, DOROTHY SZE MAN	92,751	238	TEACHING STAFF
WINSTONE, SCOTT WESLEY	96,485	0	TEACHING STAFF
WITHERS, KEVIN BRUCE J.	88,912	0	TEACHING STAFF
WITTAL, GRANT BRUCE	96,485	0	TEACHING STAFF
WITTENBERG, NICOLE DENISE	75,962	0	TEACHING STAFF
WITZEL, ANGELIKA	78,546	0	TEACHING STAFF
WOCKNITZ, PATRICIA	81,751	0	TEACHING STAFF
WOHLGEMUTH, STUART MALCOLM	97,683	0	TEACHING STAFF
WOLOSHEN, SONYA	82,883	0	TEACHING STAFF
WONG, CANDICE CATHERINE	97,743	0	TEACHING STAFF
WONG, CINDY SELINA	96,485	0	TEACHING STAFF
WONG, DAVID	96,435	0	TEACHING STAFF
WONG, ELAINE H.	96,485	0	TEACHING STAFF
WONG, GORDON	89,234	0	TEACHING STAFF
WONG, HUDSON	89,858	1,693	EXCLUDED STAFF(ON MUN.PENSION)
WONG, JACQUELINE KIMIE	76,981	0	TEACHING STAFF
WONG, MADELINE	101,052	0	TEACHING STAFF
WONG, MANDY KATHERINE	109,311	43	TEACHING STAFF
WONG, NICOLE S.	77,206	0	TEACHING STAFF
WONG, PAULINE	89,821	0	TEACHING STAFF
WONG, PHILIP	97,810	0	TEACHING STAFF
WONG, TERENCE STANLEY	76,919	0	TEACHING STAFF

BOARD OF EDUCATION OF SCHOOL DISTRICT NO. 36 (SURREY)**UNAUDITED SCHEDULE OF FINANCIAL INFORMATION
REMUNERATION AND EXPENSES - EMPLOYEES
For The Year Ended June 30, 2022**

Schedule 4

NAME	REMUNERATION	EXPENSES	POSITION
WONG, TERENCE TAK-LUN	83,015	0	TEACHING STAFF
WONG, TREVOR DACK KUEN	132,985	2,313	EXCLUDED STAFF(ON MUN.PENSION)
WOO, DEREK LAWRENCE	89,300	0	TEACHING STAFF
WOO, LILY JIA-LAI	79,642	0	TEACHING STAFF
WOO, MAY C.	96,435	0	TEACHING STAFF
WOOD, ELIZABETH MARY	99,078	0	TEACHING STAFF
WOOD, JODI L.	96,435	0	TEACHING STAFF
WOOD, MICHAEL ROY	90,115	0	TEACHING STAFF
WOODBURN, SHARON ISABEL	202,898	3,338	EXCLUDED STAFF(ON MUN.PENSION)
WOODS, INGRID J	76,874	11	TEACHING STAFF
WOODS, LINDA	80,535	0	TEACHING STAFF
WOODS, PETER THOMAS	78,558	0	TEACHING STAFF
WORSLEY, GREG	98,783	81	TEACHING STAFF
WORTLEY, ROBIN LINDSAY	95,968	0	TEACHING STAFF
WRIGHT, CURTIS	76,562	110	TEACHING STAFF
WRIGHT, SUZANNA AUGUSTA	79,733	108	TEACHING STAFF
WRIGHT, TRACY L.	89,234	0	TEACHING STAFF
WROTONIAK, CRAIG NELSON	107,804	0	TEACHING STAFF
WU, BEHIRA BEE	97,865	1,062	TEACHING STAFF
WU, CONNIE KA YEE	82,472	0	TEACHING STAFF
WU, Y.K.	97,844	0	TEACHING STAFF
WYLIE, MARTIN	84,232	0	TEACHING STAFF
WYLLYCHUK, GRANT DONALD	89,267	0	TEACHING STAFF
YAHN, CYNTHIA MAUREEN	93,302	0	TEACHING STAFF
YAHN, SUZANNE TRACEY	97,843	0	TEACHING STAFF
YAKUBOWSKI, DONNA JEAN	95,837	0	TEACHING STAFF
YALPANI, YASMIN	88,999	0	TEACHING STAFF
YAMAGUCHI, SANAE	80,652	0	TEACHING STAFF
YAMZON, CARMELA SARMIENTO	94,364	0	TEACHING STAFF
YANG, ROBERT	83,172	504	MAINTENANCE STAFF
YEE, SUSANA	96,432	0	TEACHING STAFF
YEP, ENRIQUE LUIS	81,256	0	TEACHING STAFF
YEUNG, ANDREW HO YIN	109,585	0	TEACHING STAFF
YEUNG, CLARISSA SOOK YEE	106,275	16	TEACHING STAFF
YIN, JOY YEN-CHIN	96,291	0	TEACHING STAFF
YIP, KA LAI KELLY	97,880	0	TEACHING STAFF
YIP, SUSAN DIAHANN	143,951	26	ADMINISTRATOR
YOKOTA, DEANNA LURI	97,865	0	TEACHING STAFF
YOO, DENNIS SANG WON	97,376	0	TEACHING STAFF
YOO, MEHLIN E.	96,435	0	TEACHING STAFF
YOO, SONIA JUNGMIN	96,005	0	TEACHING STAFF
YOON, STEPHANIE SEOYOUNG	79,130	77	TEACHING STAFF
YOSHIDA, A. JEAN	94,968	0	TEACHING STAFF
YOSHIHARA, KAREN M.	96,435	0	TEACHING STAFF
YOUNG, HEATHER MARIA MARK	89,300	0	TEACHING STAFF
YOUNG, MICHELLE ELIZABETH	98,737	0	TEACHING STAFF
YOUNG, SALLY M	99,810	0	TEACHING STAFF
YOUNGER, WENDY L.	89,234	0	TEACHING STAFF
YU, LUCY CHING JUNG	83,338	0	TEACHING STAFF
YUAN, TE-WEI DAVID	75,946	0	TEACHING STAFF
YUEN, HELEN HOI TING	86,436	0	TEACHING STAFF

BOARD OF EDUCATION OF SCHOOL DISTRICT NO. 36 (SURREY)**UNAUDITED SCHEDULE OF FINANCIAL INFORMATION
REMUNERATION AND EXPENSES - EMPLOYEES
For The Year Ended June 30, 2022**

Schedule 4

NAME	REMUNERATION	EXPENSES	POSITION
YULE, JENNIFER ANNE	81,493	0	TEACHING STAFF
YUN, CHRIS YOUNG UK	79,678	16	TEACHING STAFF
YUNUSH, SHUAIB	97,865	0	TEACHING STAFF
YUSHCHAK, OLHA	89,267	0	TEACHING STAFF
ZABOYSKY, STACY ANN	98,316	0	TEACHING STAFF
ZACHARIAS, TIMOTHY DANIEL	93,862	6	TEACHING STAFF
ZADEIKS, ANDREW J	147,761	53	ADMINISTRATOR
ZALAMEDA, ORLANDO R.	89,519	0	TEACHING STAFF
ZALKOWSKY, KELLY	98,841	568	TEACHING STAFF
ZAMMA, ARLEY BELLE	97,860	0	TEACHING STAFF
ZANATTA, SILVIA	94,523	0	TEACHING STAFF
ZAPPONE, KAITLYN HEIDI	75,967	55	TEACHING STAFF
ZEELLENBERG, SYLVIA J.	96,435	0	TEACHING STAFF
ZHANG, DON TONGTONG	82,843	0	TEACHING STAFF
ZINN, NANCY	86,800	639	EXCLUDED STAFF(ON MUN.PENSION)
ZIOLKOSKI, DEBORAH	81,213	0	TEACHING STAFF
ZIOLKOWSKA, AGATA	100,131	0	TEACHING STAFF
ZUKEWICH, TASHA KAY	101,734	0	TEACHING STAFF
ZVI, JOHNNY	119,261	57	ADMINISTRATOR
TOTAL FOR EMPLOYEES WHOSE REMUNERATION EXCEEDS \$75,000.00	345,889,933	633,459	
TOTAL FOR EMPLOYEES WHOSE REMUNERATION IS \$75,000.00 OR LESS	297,860,390	352,827	
TOTAL REMUNERATION TO ELECTED OFFICIALS	305,397	28,321	
TOTAL REMUNERATION AND EXPENSES	644,055,721	1,014,607	

Note: * Includes travel expenses for International Student Recruitment.

BOARD OF EDUCATION OF SCHOOL DISTRICT NO. 36 (SURREY)

UNAUDITED SCHEDULE OF FINANCIAL INFORMATION Schedule 5 **REMUNERATION AND EXPENSES - ADDITIONAL INFORMATION** **For The Year Ended June 30, 2022**

EMPLOYER PORTION OF E.I. AND C.P.P.

The employer portion of Employment Insurance and Canada Pension Plan paid to the Receiver General of Canada is:	36,253,356
---	------------

Prepared under the *Financial Information Regulation*, Schedule 1, subsection 6 (6).

BOARD OF EDUCATION OF SCHOOL DISTRICT NO. 36 (SURREY)

UNAUDITED SCHEDULE OF FINANCIAL INFORMATION SEVERANCE AGREEMENTS For The Year Ended June 30, 2022

Schedule 6

There were 2 severance agreements under which payment commenced between the Board of Education of School District No. 36 (Surrey) and its non-unionized employees during the fiscal year ended June 30, 2022

agreement # 1- April 13, 2022, 6 months of salary continuance
agreement # 2- April 26, 2022, 10 months of salary continuance

Prepared under the *Financial Information Regulation*, Schedule 1, subsection 6 (7).

BOARD OF EDUCATION OF SCHOOL DISTRICT NO. 36 (SURREY)

UNAUDITED SCHEDULE OF FINANCIAL INFORMATION
PAYMENTS FOR GOODS AND SERVICES
For The Year Ended June 30, 2022

Schedule 7

<u>SUPPLIER NAME</u>	<u>PAYMENTS</u>
	\$
1021348 BC LIMITED	35,721
3S FINANCIAL CORP.	73,880
4TH UTILITY INCORPORATED	29,155
A. CRAIG & SON LTD.	521,764
A.R. MOWER & SUPPLY LTD.	58,956
ABC MAINTENANCE LTD	117,372
ABELL PEST CONTROL INC	143,211
ABILITY HEALTHCARE GROUP	34,445
ACCESS INFORMATION MANAGEMENT	59,821
ACCESS SMT HOLDINGS LTD.	37,016
ACTIVE TURF IRRIGATION LTD.	93,067
ADT SECURITY SERVICES CANADA INC.	106,408
AES ENGINEERING LTD	29,069
AINSWORTH INC.	671,742
ALL-PRO SERVICES LTD	100,121
ALLIED PLUMBING HEATING AND AC	171,590
ALLSTAR SHOW INDUSTRIES INC.	60,116
AMAZON.CA	600,513
AMERESCO ASSET SUSTAINABILITY	31,973
AMERICAN INSTITUTE FOR FOREIGN STUDY (DEUTSCHLAND) GMBH	34,151
ANDREW SHERET LTD	189,312
ANIXTER CANADA INC	40,701
APLIN & MARTIN CONSULTANTS	96,519
APPAZUR SOLUTIONS INC.	82,180
APPLE CANADA INC.	1,750,697
ARSALAN CONSTRUCTION LTD	130,553
ARTABAN PRODUCTIONS	150,098
ARTSTARTS IN SCHOOLS	53,949
AUDIO CINE FILMS INC.	41,204
AUTISM AWARENESS CENTRE INC	30,240
AVENUE MACHINERY CORP.	48,133
AVI-SPL CANADA LTD	94,619
B & B BEARING & ELECTRIC MOTOR LTD	29,563
BARAGAR ENTERPRISES LTD.	46,174
BC COMMUNICATIONS INC.	47,059
BC - EMPLOYER HEALTH TAX	12,357,486
BC HARDWOOD FLOORS CO. LTD.	138,065
BC HYDRO	5,508,507
BC PLANT HEALTH CARE INC.	167,522
BC SCHOOL TRUSTEES ASSN	138,308
BCIT	82,247
BDS MANAGEMENT CONSULTING LTD.	81,861
BELFOR (CANADA) INC.	162,178
BELL MOBILITY	255,355
BERNARDO RUIZ CONSULTING & ASSOC.	222,933
BEST BUY CANADA LTD.	115,828
BEYOND MARS	38,972
BGE INDOOR AIR QUALITY SOLUTIONS LTD.	133,424
BIG THINK COMMUNICATION INC.	34,929
BLACK PRESS GROUP LTD.	28,884

BOARD OF EDUCATION OF SCHOOL DISTRICT NO. 36 (SURREY)

UNAUDITED SCHEDULE OF FINANCIAL INFORMATION
PAYMENTS FOR GOODS AND SERVICES
For The Year Ended June 30, 2022

Schedule 7

<u>SUPPLIER NAME</u>	<u>PAYMENTS</u>
	\$
BLACKBIRD SECURITY INC	46,757
BLUE DROP WATER WORKS LTD.	173,037
BLUE MOUNTAIN SERVICES LTD.	353,175
BLUE PINE ENTERPRISES LTD.	932,827
BOLOGNESE BROTHERS CONTRACTING LTD.	193,689
BONFIRE INTERACTIVE LTD.	40,634
BORDEN LADNER GERVAIS LLP	184,303
BOREAL SCIENCE	84,206
BOYD AUTOBODY & GLASS CLOVERDALE	66,526
BOYDEN VANCOUVER	124,237
BRITISH COLUMBIA PENSION CORPORATION	65,842,027
BRODART CANADA	25,715
BTS USA INC.	92,214
BULLFROG TECHNOLOGIES INC	64,879
BUNZL CLEANING & HYGIENE	1,327,367
BUNZL SAFETY	83,464
CAMERON LAND SURVEYING LTD	33,335
CANADA POST CORPORATION	54,030
CANADIAN TIRE CORPORATION	27,390
CANCO MILLWORKS LTD.	44,205
CANSTAR RESTORATIONS	325,740
CANUEL CATERERS	100,234
CARTER JIM	35,246
CASTLE SEWING CENTRE	37,808
CBC RADIO-CANADA	27,735
CCI COMBUSTION CONTROL INC.	40,247
CDW CANADA	280,019
CEDARBROOK INTERIORS LTD.	159,620
CENTAUR PRODUCTS INC	162,650
CESIUM TELECOM INC	69,323
CHRISTENSEN CONSTRUCTION LTD.	37,643
CHRISTIE LITES SALES	191,609
CITY OF SURREY	7,406,528
CITY OF WHITE ROCK	54,225
CLARK BUILDERS	7,594,675
COASTLAND ENGINEERING & SURVEYING LTD.	152,763
COLLEGE BOARD	57,461
COLUMBIA FUELS	819,245
COMMERCIAL LIGHTING PRODUCTS LTD	59,704
COMPASS GROUP CANADA LTD	1,441,556
CONCEPT INTERACTIVE INC	173,005
CONTROL SOLUTIONS LTD.	110,489
COSTCO WHOLESALE	78,146
CP DISTRIBUTORS LTD	56,163
CRITERION PICTURES	40,355
CROSSTOWN METAL INDUSTRIES LTD	173,727
CULLEN DIESEL POWER LTD	76,380
CUSTOM BLACKTOP CO.	74,087
CWPC	30,085
D.G.S. CONSTRUCTION	543,387

BOARD OF EDUCATION OF SCHOOL DISTRICT NO. 36 (SURREY)

UNAUDITED SCHEDULE OF FINANCIAL INFORMATION
PAYMENTS FOR GOODS AND SERVICES
For The Year Ended June 30, 2022

Schedule 7

<u>SUPPLIER NAME</u>	<u>PAYMENTS</u>
	\$
D2L CORPORATION	45,938
DA ARCHITECTS & PLANNERS INC.	134,753
DAFCO FILTRATION GROUP CORP.	186,751
DANNE & SONS PLUMBING & HEATING	258,953
DAVID GREDOVICH MICROSCOPE SERVICING	30,654
DAWSON WALLACE CONSTRUCTION LTD	12,941,238
DELL CANADA INC.	2,053,374
DELTA CONTINUING EDUCATION	41,730
DENBOW TRANSPORT LTD.	48,063
DEPENDABLE DOOR MAINTENANCE LTD	38,602
DIALOG BC ARCHITECTURE ENGINEERING	499,825
DIAMOND INTERNATIONAL TRUCKS LTD	81,334
DIGITAL SERVICES RECOVERIES NGN	1,937,006
DISCOVERY EDUCATION CANADA ULC	483,950
DIVISION 2 CONTRACTING LTD.	48,195
DMS TECHNOLOGIES INC	27,300
DONALD FLOORING CONTRACT SALES LTD.	213,361
DONE RIGHT PAINTING & SANDBLASTING LTD.	141,969
DOUBLE V CONSTRUCTION LTD	2,302,766
DOUBLETHINK INC	40,037
DRIVE PRODUCTS	34,077
DUANE LORETTE CONSULTING LTD.	30,905
DUDE SOLUTIONS, INC	43,305
EAGLE VALLEY EXCAVATING INC	227,205
EATON INDUSTRIES (CANADA) COMPANY	65,494
ECS ELECTRICAL CABLE SUPPLY LTD	99,607
EECOL ELECTRIC CORP	26,735
ELANDER INSPECTIONS LTD.	71,485
ELK FITNESS REPAIR	43,573
EMCO CORPORATION	116,025
ENERVATION ELECTRIC LTD.	154,386
ENTITY MECHANICAL LTD.	737,712
ENVIRO-TECH MECHANICAL SERVICES LTD.	135,028
ENVIRO-VAC (VANCOUVER) INC	25,171
ENVIROWEST CONSULTANTS INC.	35,901
ERIKSBERG ENGINEERING LTD	28,405
ERV PARENT CO. LTD.	508,500
ESC AUTOMATION INC	158,035
ESCRIBE SOFTWARE LTD.	35,390
EUROPEAN SHARPENING	26,576
EXELL POWER SERVICES LTD.	29,052
EXP SERVICES INC.	119,831
EXTREME GLASS LTD.	56,160
FAMILY MAINTENANCE ENFORCEMENT PROGRAM	28,544
FARM-TEK TURF SERVICES INC.	60,971
FAST TRACK FLOORS LTD	117,742
FASTENAL CANADA LTD	40,762
FASTSIGNS	29,137
FIRST CLASS PLANNERS LTD.	25,208
FIRSTCANADA ULC	5,301,641

BOARD OF EDUCATION OF SCHOOL DISTRICT NO. 36 (SURREY)

UNAUDITED SCHEDULE OF FINANCIAL INFORMATION
PAYMENTS FOR GOODS AND SERVICES
For The Year Ended June 30, 2022

Schedule 7

<u>SUPPLIER NAME</u>	<u>PAYMENTS</u>
	\$
FIRSTONSITE RESTORATION L.P.,	51,629
FITNESS TOWN COMMERCIAL BC INC	34,487
FITZGERALD SHEOLLAGH	48,000
FLYLEAF PUBLISHING	208,435
FLYNN CANADA LTD.	174,947
FOCUSED EDUCATION RESOURCES SOCIETY	220,398
FOLLETT SCHOOL SOLUTIONS INC.	262,852
FORTE LAW CORPORATION	55,512
FORTIS BC - NATURAL GAS	4,492,172
FRASER VALLEY EQUIPMENT LTD	46,327
FREDERICKSON GRAPHICS INC.	29,549
FRONTIERSMEN OF THE COMMONWEALTH	196,958
FTF BEHAVIORAL CONSULTING	137,676
GAME READY FITNESS	177,496
GARAVENTA (CANADA) LTD.	31,893
GESCAN LTD	30,476
GF INC.	39,414
GILL BALBINDER DR.	39,000
GLENCO ELECTRIC LTD.	324,998
GORDON FOOD SERVICE CANADA LTD	644,078
GRAND & TOY LTD	728,762
GRANT THORNTON LLP	44,625
GREENBARN POTTERS SUPPLY LTD	37,107
GREGG DISTRIBUTORS LP	158,468
GUILLEVIN INTERNATIONAL INC.	74,976
H.Y. ENGINEERING LTD	60,163
HABITAT SYSTEMS INC.	534,663
HAKAMALI IMRAN	71,682
HARRIS & COMPANY	79,701
HEGGERTY	92,743
HERITAGE FOOD SERVICES GROUP OF CANADA	51,234
HERITAGE OFFICE	35,652
HESLOP ENTERPRISES LTD	65,076
HGE CANADA HOLDINGS ULC	126,000
HIGH TECH HIGH GRADUATE SCHOOL OF EDUCATION	31,210
IBM CANADA LTD	53,003
INDIGO BOOKS AND MUSIC INC.	97,648
INSIGHT ENGINEERING LTD.	25,200
INTEGRAL GROUP CONSULTING (BC) LLP	290,579
INTER-CO DIVISION 10 INC.	170,389
INTERNATIONAL BACCALAUREATE ORGANIZATION	128,820
INTRADO CANADA INC	63,977
ISHII FRANCIS	33,998
ISLAND KEY COMPUTER LTD.	137,065
JAMF SOFTWARE, LLC	214,710
JARVIS ENGINEERING CONSULTANTS LTD.	31,006
JB ACOUSTICS LTD	27,393
JENSEN HUGHES CONSULTING CANADA LTD.	37,816
JEWESSON CONSULTING LTD.	25,359
JOHN HEMSWORTH ARCHITECTURE INC	97,253

BOARD OF EDUCATION OF SCHOOL DISTRICT NO. 36 (SURREY)

UNAUDITED SCHEDULE OF FINANCIAL INFORMATION
PAYMENTS FOR GOODS AND SERVICES
For The Year Ended June 30, 2022

Schedule 7

<u>SUPPLIER NAME</u>	<u>PAYMENTS</u>
	\$
K&E EQUIPMENT REPAIRS	316,323
KAHUNAVVERSE SPORTS GROUP INC.	161,544
KATZIE FIRST NATION	85,332
KERRISDALE CAMERAS LTD	35,098
KEV SOFTWARE INC.	414,194
KINETIC CONSTRUCTION LTD	10,785,564
KMBR ARCHITECTS PLANNERS INC.	149,404
KMS TOOLS & EQUIPMENT LTD	126,386
KONICA MINOLTA BUSINESS SOLUTIONS (CANADA) LTD.	973,263
KRONOS CAPITAL LTD	154,204
KWANTLEN POLYTECHNIC UNIVERSITY	228,069
LANGLEY ROOFING CO. LTD.	262,537
LARRY BRYCE CONSULTING & MARKETING SERVICES	53,027
LAWSON CONSULTANTS LTD.	69,800
LEON GARY	94,500
LIBRARY BOUND INC.	110,951
LIFESTYLE EQUIPMENT (2002) LTD	29,548
LIFEWORCS (CANADA) LTD.	396,050
LOGICAL SOLUTIONS LTD.	238,388
LONG & MCQUADE LTD	99,305
LORETTE DUANE	90,773
LOUISE STOLL ASSOCIATES LIMITED	27,834
LPI MECHANICAL (WEST) INC,	177,007
MACK KIRK ROOFING & SHEET METAL LTD.	650,265
MAKE A FUTURE	32,241
MANAGEBAC LLC	44,036
MANCORP INDUSTRIAL SALES LTD	27,283
MANN PARVEEN	30,345
MATTERHORN MUSIC INC.	44,502
MAXIMILLIAN PROPERTIES	375,191
MC SQUARED SYSTEM DESIGN GROUP	37,732
MCCOMB ANNETTE	49,000
MCELHANNEY LTD	62,468
MCFARLAND MARCEAU ARCHITECTS	231,227
MCGREGOR HARDWARE DISTRIBUTION	91,277
MCKILLICAN CANADIAN INC.	40,022
MCRAE'S ENVIRONMENTAL SERVICES LTD.	101,038
MDE ENTERPRISES LTD.	1,209,760
MDT SYSTEMS LTD	74,687
MERCONNET ELECTRONICS	34,286
METRO MOTORS LTD.	616,606
METRO TESTING & ENGINEERING LTD	51,744
MICROSERVE, V8205	142,742
MICROSOFT CANADA LTD	315,305
MIERAU CONTRACTORS LTD.	80,078
MIKE FADUM & ASSOCIATES LTD.	79,625
MILLIKEN & COMPANY	61,313
MILLS BASICS	262,165
MINISTER OF FINANCE	1,057,145
MJL ENGINEERING LTD	35,646

BOARD OF EDUCATION OF SCHOOL DISTRICT NO. 36 (SURREY)

UNAUDITED SCHEDULE OF FINANCIAL INFORMATION
PAYMENTS FOR GOODS AND SERVICES
For The Year Ended June 30, 2022

Schedule 7

<u>SUPPLIER NAME</u>	<u>PAYMENTS</u>
	\$
MNP LLP	68,985
MODERN GROUNDS MAINTENANCE LTD	115,343
MONERIS SOLUTIONS	105,466
MOORE & SONS CONTRACTING INC.	181,996
MOTION SPECIALTIES INC. VANCOUVER	133,336
MOUNTAIN WEST MECHANICAL LTD.	39,260
MYEDuc BC	765,680
NATIONS FIRST CONTRACTING	46,443
NEDCO DIV. OF REXEL CANADA	385,342
NELSON EDUCATION LTD	427,009
NETAGEN COMMUNICATION TECHNOLOGIES INC.	1,842,907
NEW HORIZONS SCIENTIFIC SUPPLY DBA WESTLAB	55,862
NEW YORK PAINT DISTRIBUTION LTD	52,294
NOBLE BRITISH COLUMBIA	160,291
NORCO TRAILER MFG LTD	550,992
NORTHCOAST BUILDING PRODUCTS	100,137
NORTHWIND HEATING LTD.	73,775
NU GLASS PROJECTS	102,743
NUCOR ENVIRONMENTAL SOLUTIONS	117,093
NUTRIEN AG SOLUTIONS (CANADA)	166,529
OCTOPUS SPIRIT ENTERPRISES	70,153
OLIVIT CONSTRUCTION LTD.	2,687,606
OLYMPIC PROJECTS LTD	144,016
OMEGA & ASSOCIATES ENGINEERING	32,122
OPUS FRAMING LTD	36,093
ORSO LOSS CONTROL CONSULTING INC.	27,036
OXFORD UNIVERSITY PRESS	62,571
PACIFIC BLUE CROSS	14,897,467
PACIFIC COAST FIRE EQUIPMENT LTD	26,760
PACIFIC CONTROLS LTD	56,848
PALADIN SECURITY GROUP LTD.	786,214
PALADIN TECHNOLOGIES INC.	32,859
PANARAMA TECHNOLOGIES LTD.	122,962
PARKWORKS SOLUTIONS CORP.	166,676
PATRICIA SHEAVES & ASSOCIATES	128,284
PEARSON CANADA ASSESSMENT INC.	84,357
PEARSON CANADA INC.	292,291
PEBT IN TRUST (PUBLIC EDUCATION BENEFITS TRUST FUND)	10,896,243
PINCHIN LTD	644,836
PIT STOP PORTABLE TOILET SERVICES LTD.	151,635
PITNEY WORKS	27,300
PJS SYSTEMS INC.	1,216,380
PLANETWORKS CONSULTING CORPORATION	311,513
POINTBLANK INSTALLATIONS INC.	1,314,832
POWER PROS ELECTRICAL LTD	130,228
POWERLAND COMPUTERS LTD.	62,119
POWERSCHOOL CANADA ULC	574,811
PRECISION PROPERTY	870,470
PRO-CAN CONSTRUCTION GROUP CORP	3,362,085
PROGRESSIVE FENCE INSTALLATION	29,320

UNAUDITED SCHEDULE OF FINANCIAL INFORMATION
PAYMENTS FOR GOODS AND SERVICES
For The Year Ended June 30, 2022

Schedule 7

<u>SUPPLIER NAME</u>	<u>PAYMENTS</u>
	\$
PROMINENT PRODUCT MARKETING	43,932
PROSAFE FIRST AID TRAINING INC	35,300
PROSPECT & REFUGE LANDSCAPE	57,548
QM LP DBA QM ENVIRONMENTAL	25,263
QUESTICA SOFTWARE INC.	150,913
R.F. BINNIE & ASSOCIATES	34,004
RAINAWAKENS	40,477
RAYBERN ERECTORS LTD	57,117
REAL CANADIAN SUPERSTORE	102,872
REALACORP MANAGEMENT LTD.(IN TRUST)	206,456
RECEIVER GENERAL	122,846
RECODE MIND CONSULTING AND COUNSELLING	30,547
REIMER HARDWOODS LTD	33,765
RICHELIEU HARDWARE CANADA LTD	40,091
RICHMOND ELEVATOR MAINTENANCE	89,111
RIMKUS CONSULTING GROUP CANADA	462,530
RK PUBLISHING INC.	38,772
ROBOTIX EDUCATION	34,244
ROCK ADVERTISING INC.	48,723
ROCKY POINT ENGINEERING LTD.	276,078
ROSETTA STONE LTD	69,300
RUBICON PUBLISHING	91,898
RUSSELL HENDRIX FOODSERVICE EQUIPMENT	167,967
S & S PAVING LTD.	27,615
S. HENNINGSON CONSTRUCTION LTD	332,485
S. MCKAY CONTRACTING	225,393
SABRE INDUSTRIAL SUPPLIES LTD	32,838
SAJO INC.	1,331,969
SANDERSON CONCRETE INC.	29,425
SAUNDERS BOOK COMPANY	32,160
SAVE ON FOODS	157,864
SCHINDLER ELEVATOR CORP.	30,125
SCHOLASTIC CANADA LTD	115,590
SCHOOLS PROTECTION PROGRAM	1,246,288
SCHOOLHOUSE PRODUCTS INC.	1,126,607
SECURE RITE MOBILE STORAGE INC	44,576
SEGUIN MORRIS MECHANICAL INC.	204,876
SEMIAMMOO BEHAVIOUR ANALYSTS INC	133,280
SERVERMONKEY.COM, LLC	79,843
SES CONSULTING INC.	47,499
SHERWIN-WILLIAMS COMPANY	29,297
SIGN REFERRAL SERVICES INC.	456,120
SILEX RESTORATIONS LTD.	89,285
SIMON FRASER UNIVERSITY	51,338
SIMPLY COMPUTING INC.	50,483
SKYLINE ATHLETICS INC.	154,509
SOCIAL RESEARCH AND DEMONSTRATION CORPORATION	76,926
SOFTCHOICE LP	162,157
SOFTLANDING NETWORK SOLUTIONS	51,202
SOFTWARE4SCHOOLS.CA	78,230

BOARD OF EDUCATION OF SCHOOL DISTRICT NO. 36 (SURREY)

UNAUDITED SCHEDULE OF FINANCIAL INFORMATION
PAYMENTS FOR GOODS AND SERVICES
For The Year Ended June 30, 2022

Schedule 7

<u>SUPPLIER NAME</u>	<u>PAYMENTS</u>
	\$
SOUND SOLUTIONS INC.	33,347
SOUNDRITE SERVICES LTD.	173,508
SOURCE OFFICE FURNISHINGS	344,481
SPEAKERS' SPOTLIGHT	25,725
SPECTRUM EDUCATIONAL SUPPLIES	101,906
SPORTFACTOR INC.	32,048
SPORTS UNLIMITED	27,397
STAGEFAB CUSTOM MANUFACTURING INC.	125,315
STAPLES PROFESSIONAL INC.	1,078,754
STATION ONE ARCHITECTS	330,290
STATUS ELECTRICAL CORPORATION	163,017
STEPIN GMBH	48,278
STERICYCLE, ULC	25,122
STONHARD DIV., RPM CANADA	101,952
STRONG NATIONS PUBLISHING INC.	49,844
STUDIO HUB ARCHITECTS LTD	894,661
SUDDEN SERVICE TECHNOLOGIES CO	60,439
SUN INTERNATIONAL EDUCATION CO	93,965
SUPER SAVE DISPOSAL INC.	463,672
SUPERIOR ASPHALT PAVING LTD	32,288
SUPERIOR PROPANE INC	340,916
SURREY ASSOCIATION FOR COMMUNITY LIVING	191,520
SURREY TEACHERS' ASSOC.	473,336
SWING TIME DISTRIBUTORS LTD	930,882
SWISH MAINTENANCE LIMITED.	38,770
SYBERTECH WASTE REDUCTION LTD	28,799
SYSCO VANCOUVER	34,423
SYSTEM ONE FLOOR SOLUTIONS INC	134,246
TALIUS	1,289,296
TAPESTRY MUSIC	86,078
TARGET PRODUCTS LTD.	64,128
TC MEDIA LIVRES INC.	46,852
TECHNICAL SAFETY BC	102,889
TELUS COMMUNICATIONS COMPANY	38,495
TENG EMILY	25,392
TERMINIX CANADA LTD	418,147
TERRANE ENGINEERING GROUP LTD.	176,342
THE BRICK WAREHOUSE LP	96,125
THE CENTRE FOR CHILD DEVELOPMENT	504,801
THE MASTER GROUP INC.	90,481
THE OUTDOOR LEARNING STORE	41,345
THE STEVENS COMPANY LIMITED	26,140
THINKSPACE ARCHITECTURE PLANNING INTERIOR DESIGN	1,439,563
THOMAS DISTRIBUTORS	56,220
TIGHT 5 CONTRACTING LTD.	317,784
TKL CONSTRUCTION MANAGEMENT LTD	84,788
TOBII DYNAVOK CANADA INC.	27,123
TOM'S SEWING MACHINE	64,227
TRACTION CREATIVE COMMUNICATIONS	46,394
TRANE CANADA ULC	138,156

BOARD OF EDUCATION OF SCHOOL DISTRICT NO. 36 (SURREY)

UNAUDITED SCHEDULE OF FINANCIAL INFORMATION
PAYMENTS FOR GOODS AND SERVICES
For The Year Ended June 30, 2022

Schedule 7

<u>SUPPLIER NAME</u>	<u>PAYMENTS</u>
	\$
TRANSLINK	44,137
TRANSPARENT GLAZING SYSTEMS LTD	38,979
TRAVEL HEALTHCARE INSURANCE SOLUTIONS	66,090
TRIAHN ENTERPRISES (2018) LTD.	289,562
TURNING POINT RESOLUTIONS INC.	45,713
TYCO INTEGRATED FIRE & SECURITY	44,519
ULINE CANADA CORP.	57,421
UNITED LIBRARY SERVICE INC	164,497
UNIVERSAL SHOW SERVICES LTD.	77,456
UPPER CANADA FOREST PRODUCTS LTD	136,672
URBAN VALLEY TRANSPORT LTD.	88,892
VANCOUVER COMMUNITY COLLEGE	38,029
VANCOUVER KIDSBOOKS	166,847
VANCOUVER SYMPHONY ORCHESTRA	27,287
VAUGHAN VENTURES LTD.	178,818
VIEWPOINT LANDSCAPE ARCHITECTS	40,663
VIKING-ALEXANDER METAL	135,637
VIVOS SOLUTIONS	61,600
WAL-MART	46,119
WATERKIND IRRIGATION CONSULTIN	93,917
WEP SRL	164,818
WESCO DISTRIBUTION CANADA LP	35,211
WESTERN CAMPUS RESOURCES	713,871
WESTERN INTEGRATED ELECTRICAL	166,274
WESTERN WEED CONTROL(1980) LTD	117,096
WINTERGREEN LEARNING MATERIALS	67,179
WISEWORTH CANADA INDUSTRIES	80,258
WOLSELEY CANADA INC.	61,163
WOOD PROJECTS LTD	739,420
WOOD WYANT INC.	355,607
WORK SAFE BC	6,112,708
X10 NETWORKS	871,688
YELLOWRIDGE CONSTRUCTION LTD.	16,518,341
YO BRO YO GIRL YOUTH INITIATIVE SOCIETY	100,838
YORKLAND CONTROLS LIMITED	61,568
TOTAL FOR SUPPLIERS WHERE PAYMENTS EXCEED \$25,000	270,233,073
TOTAL FOR SUPPLIERS WHERE PAYMENTS ARE \$25,000 OR LESS	9,918,381
TOTAL PAYMENTS FOR GOODS & SERVICES	280,151,454

Prepared under the *Financial Information Regulation*, Schedule 1, Section 7.

S:\Fiscal Planning\sofi\sofi22\Statements 22

BOARD OF EDUCATION OF SCHOOL DISTRICT NO. 36 (SURREY)

UNAUDITED SCHEDULE OF FINANCIAL INFORMATION RECONCILIATION TO FINANCIAL STATEMENTS For The Year Ended June 30, 2022

Schedule 8

	\$	\$
EXPENDITURES PER SOFI:		
Total Remuneration (SOFI Schedule 4)	644,055,721	
Payments for Goods and Services (SOFI Schedule 7)	280,151,454	
Employee Reimbursed Expenses (SOFI Schedule 4)	1,014,607	
E.I. & CPP Payments (SOFI Schedule 5)	<u>36,253,356</u>	
		961,475,138
EXPENDITURES PER FINANCIAL STATEMENTS		
Total Expenses (F/S Stmt 2) less Amortization	850,132,628	
Acquisition of Tangible Capital Assets	45,555,423	
Acquisition of Tangible Capital Assets - WIP	<u>46,796,791</u>	
		942,484,842
DIFFERENCE BETWEEN SOFI AND FINANCIAL STATEMENTS		18,990,296
Difference due to:		
School Generated Funds (F/S Schedule 3A)	(10,381,820)	
Net Decrease in Accounts Payable & Liabilities	5,547,560	
Increase in Prepaid Expenses	257,768	
GST/HST Rebate Recoveries	4,837,309	
Wage Recoveries & Contingencies	5,707,867	
AFG - CAMS and NGN	(201,064)	
Accruals, Inter-Department Charges, Miscellaneous Recoveries	<u>13,222,676</u>	
		18,990,296

0

Prepared under the *Financial Information Regulation*, Schedule 1, Section 7.