

# 2022

---

## Statement of Financial Information

Fiscal year Ending  
June 30, 2022



Ministry  
of Education

## SCHOOL DISTRICT STATEMENT OF FINANCIAL INFORMATION (SOFI)


6049

SCHOOL DISTRICT NUMBER <b>38</b>	NAME OF SCHOOL DISTRICT <b>RICHMOND</b>	YEAR <b>2021/22</b>
OFFICE LOCATION(S) <b>7811 GRANVILLE AVENUE</b>	TELEPHONE NUMBER <b>604-668-6000</b>	
MAILING ADDRESS <b>7811 GRANVILLE AVENUE</b>		
CITY <b>RICHMOND</b>	PROVINCE <b>BC</b>	POSTAL CODE <b>V6Y 3E3</b>
NAME OF SUPERINTENDENT <b>SCOTT ROBINSON</b>		TELEPHONE NUMBER <b>604-668-6000</b>
NAME OF SECRETARY TREASURER <b>CINDY WANG</b>		TELEPHONE NUMBER <b>604-668-6000</b>

### DECLARATION AND SIGNATURES

We, the undersigned, certify that the attached is a correct and true copy of the Statement of Financial Information for the year ended  
**June 30, 2022**

for School District No. **38** as required under Section 2 of the Financial Information Act.

	DATE SIGNED <b>Dec. 8/22</b>
	DATE SIGNED <b>Dec. 8/22</b>
	DATE SIGNED <b>Dec. 8/22</b>

**School District No. 38 (Richmond)**  
**Statement of Financial Information (SOFI)**

**Fiscal Year Ended June 30, 2022**

**TABLE OF CONTENTS**

Documents are arranged in the following order:

1. Approval of Statement of Financial Information
2. Financial Information Act Submission Checklist
3. Management Report
4. Audited Financial Statements
5. Schedule of Debt
6. Schedule of Guarantee and Indemnity Agreements
7. Schedule of Remuneration and Expenses including:
  - Statement of Severance Agreements
  - Reconciliation or explanation of differences to Audited Financial Statements
8. Schedule of Payments for the Provision of Goods and Services including:
  - Reconciliation or explanation of differences to Audited Financial Statements

## Statement of Financial Information for Year Ended June 30, 2022

### Financial Information Act-Submission Checklist

	<i>Due Date</i>
a) <input checked="" type="checkbox"/> A statement of assets and liabilities (audited financial statements).	<i>September 30</i>
b) <input checked="" type="checkbox"/> An operational statement including, i) a Statement of Income and ii) a Statement of Changes in Financial Position, or, if omitted, an explanation in the Notes to Financial Statements (audited financial statements)	<i>September 30</i>
c) <input checked="" type="checkbox"/> A schedule of debts (audited financial statements).	<i>September 30</i>
d) <input checked="" type="checkbox"/> A schedule of guarantee and indemnity agreements including the names of the entities involved and the amount of money involved. (Note: Nil schedules can be submitted December 31).	<i>September 30</i>
e) A schedule of remuneration and expenses, including:	<i>December 31</i>
<input checked="" type="checkbox"/> i) an alphabetical list of employees earning over \$75,000, the total amount of expenses paid to or on behalf of each employee for the year reported and a consolidated total for employees earning under \$75,000. If the total wages and expenses differs from the audited financial statements, an explanation is required.	
<input checked="" type="checkbox"/> ii) a list by name and position of Board Members with the amount of any salary and expenses paid to or on behalf of the member	
<input checked="" type="checkbox"/> iii) the number of severance agreements started during the fiscal year and the range of months' pay covered by the agreement, in respect of excluded employees. If there are no agreements to report, an explanation is required	
f) <input checked="" type="checkbox"/> An alphabetical list of suppliers receiving over \$25,000 and a consolidated total for those suppliers receiving less than \$25,000. If the total differs from the Audited Financial Statements, an explanation is required.	<i>December 31</i>
g) <input checked="" type="checkbox"/> Approval of Statement of Financial Information.	<i>December 31</i>
h) <input checked="" type="checkbox"/> A management report approved by the Chief Financial Officer	<i>December 31</i>

**School District No. 38 (Richmond)**  
**Statement of Financial Information (SOFI)**

**Fiscal Year Ended June 30, 2022**

**MANAGEMENT REPORT**


The Financial Statements contained in this Statement of Financial Information under the *Financial Information Act* have been prepared by management in accordance with Canadian generally accepted accounting principles and the integrity and objectivity of these statements are management's responsibility.

Management is also responsible for all other schedules of financial information and for ensuring this information is consistent, where appropriate, with the information contained in the financial statements and for implementing and maintaining a system of internal controls to provide reasonable assurance that reliable financial information is produced.

The Board of Education is responsible for ensuring that management fulfills its responsibilities for financial reporting and internal control and for approving the financial information included in the Statement of Financial Information.

The external auditors, KPMG LLP, conduct an independent examination, in accordance with generally accepted auditing standards, and express their opinion on the financial statements as required by the *School Act*. Their examination does not relate to the other schedules of financial information required by the *Financial Information Act*. Their examination includes a review and evaluation of the board's system of internal control and appropriate tests and procedures to provide reasonable assurance that the financial statements are presented fairly.

On behalf of the Board of Education of School District #38 (Richmond)



Prepared as required by *Financial Information Regulation*, Schedule 1, section 9

Audited Financial Statements of

# **School District No. 38 (Richmond)**

And Independent Auditors' Report thereon

June 30, 2022

# School District No. 38 (Richmond)

June 30, 2022

## Table of Contents

Management Report .....	1
Independent Auditors' Report .....	2-5
Statement of Financial Position - Statement 1 .....	6
Statement of Operations - Statement 2 .....	7
Statement of Changes in Net Debt - Statement 4 .....	8
Statement of Cash Flows - Statement 5 .....	9
Notes to the Financial Statements .....	10-33
Schedule of Changes in Accumulated Surplus (Deficit) by Fund - Schedule 1 (Unaudited) .....	34
Schedule of Operating Operations - Schedule 2 (Unaudited) .....	35
Schedule 2A - Schedule of Operating Revenue by Source (Unaudited) .....	36
Schedule 2B - Schedule of Operating Expense by Object (Unaudited) .....	37
Schedule 2C - Operating Expense by Function, Program and Object (Unaudited) .....	38
Schedule of Special Purpose Operations - Schedule 3 (Unaudited) .....	40
Schedule 3A - Changes in Special Purpose Funds and Expense by Object (Unaudited) .....	41
Schedule of Capital Operations - Schedule 4 (Unaudited) .....	44
Schedule 4A - Tangible Capital Assets (Unaudited) .....	45
Schedule 4B - Tangible Capital Assets - Work in Progress (Unaudited) .....	46
Schedule 4C - Deferred Capital Revenue (Unaudited) .....	47
Schedule 4D - Changes in Unspent Deferred Capital Revenue (Unaudited) .....	48

# School District No. 38 (Richmond)

## MANAGEMENT REPORT

Version: 5208-4462-2480

### Management's Responsibility for the Financial Statements.

The accompanying financial statements of School District No. 38 (Richmond) have been prepared by management in accordance with the accounting requirements of Section 23.1 of the Budget Transparency and Accountability Act of British Columbia, supplemented by Regulations 257/2010 and 198/2011 issued by the Province of British Columbia Treasury Board, and the integrity and objectivity of these statements are management's responsibility. Management is also responsible for all of the notes to the financial statements and schedules, and for ensuring that this information is consistent, where appropriate, with the information contained in the financial statements.

The preparation of financial statements necessarily involves the use of estimates based on management's judgment particularly when transactions affecting the current accounting period cannot be finalized with certainty until future periods.

Management is also responsible for implementing and maintaining a system of internal controls to provide reasonable assurance that assets are safeguarded, transactions are properly authorized and reliable financial information is produced.

The Board of Education of School District No. 38 (Richmond) (called the "Board") is responsible for ensuring that management fulfills its responsibilities for financial reporting and internal control and exercises these responsibilities through the Board. The Board reviews internal financial statements on a quarterly basis and externally audited financial statements yearly.

The external auditors, KPMG LLP, conduct an independent examination, in accordance with Canadian generally accepted auditing standards, and express their opinion on the financial statements. The external auditors have full and free access to financial management of School District No. 38 (Richmond) and meet when required. The accompanying Independent Auditors' Report outlines their responsibilities, the scope of their examination and their opinion on the School District's financial statements.

On behalf of School District No. 38 (Richmond)



Signature of the Chairperson of the Board of Education

SEPT. 21, 2022

Date Signed

  
Signature of the Superintendent

SEPT. 21, 2022

Date Signed

  
Signature of the Secretary Treasurer

SEPT. 21, 2022

Date Signed





KPMG LLP  
777 Dunsmuir Street  
P.O. Box 10426  
Vancouver, BC V7Y 1K3  
Canada  
Telephone (604) 691-3000  
Fax (604) 691-3031

## INDEPENDENT AUDITORS' REPORT

To the Board of Education of School District No. 38 (Richmond), and

To the Minister of Education and Child Care, Province of British Columbia

### ***Opinion***

We have audited the financial statements of School District No. 38 (Richmond), (the "Entity"), which comprise:

- the statement of financial position as at June 30, 2022
- the statement of operations for the year then ended
- the statement of changes in net debt for the year then ended
- the statement of cash flows for the year then ended
- and notes to the financial statements, including a summary of significant accounting policies

(Hereinafter referred to as the "financial statements").

In our opinion, the accompanying financial statements as at and for the year ended June 30, 2022 of the Entity are prepared, in all material respects, in accordance with the financial reporting provisions of Section 23.1 of the Budget Transparency and Accountability Act of the Province of British Columbia.

### ***Basis for Opinion***

We conducted our audit in accordance with Canadian generally accepted auditing standards. Our responsibilities under those standards are further described in the "***Auditors' Responsibilities for the Audit of the Financial Statements***" section of our auditors' report.

We are independent of the Entity in accordance with the ethical requirements that are relevant to our audit of the financial statements in Canada and we have fulfilled our other ethical responsibilities in accordance with these requirements.

We believe that the audit evidence we have obtained is sufficient and appropriate to provide a basis for our opinion.

### ***Emphasis of Matter – Financial Reporting Framework***

We draw attention to note 2 to the financial statements which describes the applicable financial reporting framework and the significant differences between the financial reporting framework and Canadian public sector accounting standards.

Our opinion is not modified in respect of this matter.

### ***Other Matter – Comparative information***

The financial statements for the year ended June 30, 2021 were audited by another auditor who expressed an unmodified opinion on those financial statements on September 22, 2021.

### ***Other Information***

Management is responsible for the other information. Other information comprises:

- Information, other than the financial statements and auditors' report thereon, included in the Financial Statement Discussion and Analysis document
- Unaudited Financial Statement Presentation by Fund statements attached to the audited financial statements
- Unaudited Schedules 1-4 attached to the audited financial statements

Our opinion on the financial statements does not cover the other information and we do not and will not express any form of assurance conclusion thereon.

In connection with our audit of the financial statements, our responsibility is to read the other information identified above and, in doing so, consider whether the other information is materially inconsistent with the financial statements or our knowledge obtained in the audit, or otherwise appears to be materially misstated.

We obtained the information, other than the financial statements and auditors' report thereon, included in the Financial Statement Discussion and Analysis document, the unaudited Financial Statement Presentation by Fund statements and the Unaudited Schedules 1-4 attached to the audited financial statements as at the date of this auditors' report. If, based on the work we have performed on this other information, we conclude that there is a material misstatement of this other information, we are required to report that fact in the auditors' report.

We have nothing to report in this regard.

### ***Responsibilities of Management and Those Charged with Governance for the Financial Statements***

Management is responsible for the preparation of the financial statements in accordance with the financial reporting provisions of Section 23.1 of the Budget and Transparency and Accountability Act of the Province of British Columbia and for such internal control as management determines is necessary to enable the preparation of financial statements that are free from material misstatement, whether due to fraud or error.

In preparing the financial statements, management is responsible for assessing the Entity's ability to continue as a going concern, disclosing as applicable, matters related to going concern and using the going concern basis of accounting unless management either intends to liquidate the Entity or to cease operations, or has no realistic alternative but to do so.

Those charged with governance are responsible for overseeing the Entity's financial reporting process.

### ***Auditors' Responsibilities for the Audit of the Financial Statements***

Our objectives are to obtain reasonable assurance about whether the financial statements as a whole are free from material misstatement, whether due to fraud or error, and to issue an auditors' report that includes our opinion.

Reasonable assurance is a high level of assurance, but is not a guarantee that an audit conducted in accordance with Canadian generally accepted auditing standards will always detect a material misstatement when it exists.

Misstatements can arise from fraud or error and are considered material if, individually or in the aggregate, they could reasonably be expected to influence the economic decisions of users taken on the basis of the financial statements.

As part of an audit in accordance with Canadian generally accepted auditing standards, we exercise professional judgment and maintain professional skepticism throughout the audit.

We also:

- Identify and assess the risks of material misstatement of the financial statements, whether due to fraud or error, design and perform audit procedures responsive to those risks, and obtain audit evidence that is sufficient and appropriate to provide a basis for our opinion.

The risk of not detecting a material misstatement resulting from fraud is higher than for one resulting from error, as fraud may involve collusion, forgery, intentional omissions, misrepresentations, or the override of internal control.

- Obtain an understanding of internal control relevant to the audit in order to design audit procedures that are appropriate in the circumstances, but not for the purpose of expressing an opinion on the effectiveness of the Entity's internal control.
- Evaluate the appropriateness of accounting policies used and the reasonableness of accounting estimates and related disclosures made by management.
- Conclude on the appropriateness of management's use of the going concern basis of accounting and, based on the audit evidence obtained, whether a material uncertainty exists related to events or conditions that may cast significant doubt on the Entity's ability to continue as a going concern. If we conclude that a material uncertainty exists, we are required to draw attention in our auditors' report to the related disclosures in the financial statements or, if such disclosures are inadequate, to modify our opinion. Our conclusions are based on the audit evidence obtained up to the date of our auditors' report. However, future events or conditions may cause the Entity to cease to continue as a going concern.



- Communicate with those charged with governance regarding, among other matters, the planned scope and timing of the audit and significant audit findings, including any significant deficiencies in internal control that we identify during our audit.

*KPMG LLP*

Chartered Professional Accountants




Vancouver, Canada  
September 22, 2022

# School District No. 38 (Richmond)

Statement 1

## Statement of Financial Position

As at June 30, 2022

	2022 Actual	2021 Actual
	\$	\$
<b>Financial Assets</b>		
Cash and Cash Equivalents (Note 3)	140,484,877	145,873,456
Accounts Receivable		
Due from Province - Ministry of Education and Child Care	540,767	88,433
Other (Note 4)	3,849,534	3,643,861
Portfolio Investments (Note 5)	737,078	771,478
<b>Total Financial Assets</b>	<b>145,612,256</b>	<b>150,377,228</b>
<b>Liabilities</b>		
Accounts Payable and Accrued Liabilities		
Due to Province - Other	-	82,425
Other (Note 6)	26,969,613	28,767,431
Unearned Revenue (Note 7)	12,941,430	11,874,003
Deferred Revenue (Note 8)	7,807,115	7,337,491
Deferred Capital Revenue (Note 9)	266,748,724	246,761,487
Employee Future Benefits (Note 10)	13,162,661	12,842,605
Capital Lease Obligations (Note 11)	4,273,973	3,418,684
<b>Total Liabilities</b>	<b>331,903,516</b>	<b>311,084,126</b>
<b>Net Debt</b>	<b>(186,291,260)</b>	<b>(160,706,898)</b>
<b>Non-Financial Assets</b>		
Tangible Capital Assets (Note 12)	372,020,921	350,996,360
Prepaid Expenses	749,407	523,757
<b>Total Non-Financial Assets</b>	<b>372,770,328</b>	<b>351,520,117</b>
<b>Accumulated Surplus (Deficit) (Note 19)</b>	<b>186,479,068</b>	<b>190,813,219</b>
<b>Contractual Obligations (Note 23)</b>		
<b>Contingent Liabilities (Note 17)</b>		
Approved by the Board		
		SEPT. 21, 2022
Signature of the Chairperson of the Board of Education		Date Signed
		SEPT. 21, 2022
Signature of the Superintendent		Date Signed
		SEPT. 21, 2022
Signature of the Secretary/Treasurer		Date Signed

**School District No. 38 (Richmond)**

Statement 2

Statement of Operations

Year Ended June 30, 2022

	2022 Budget (Note 16) \$	2022 Actual \$	2021 Actual \$
<b>Revenues</b>			
Provincial Grants			
Ministry of Education and Child Care	242,610,311	242,386,298	239,961,811
Other	27,670	262,614	48,986
Federal Grants	1,712,790	1,629,732	1,645,264
Tuition	15,152,958	15,989,604	13,133,152
Other Revenue (Note 20)	4,502,478	5,386,963	3,406,219
Rentals and Leases	1,147,183	1,223,337	977,455
Investment Income	1,113,326	1,370,828	1,665,109
Gain (Loss) on Disposal of Tangible Capital Assets			12,913
Amortization of Deferred Capital Revenue	9,766,983	9,874,622	8,849,907
<b>Total Revenue</b>	<b>276,033,699</b>	<b>278,123,998</b>	<b>269,700,816</b>
<b>Expenses (Note 18)</b>			
Instruction	227,716,559	226,484,691	216,655,587
District Administration	7,343,790	7,295,024	7,515,593
Operations and Maintenance	46,089,974	46,761,650	47,131,224
Transportation and Housing	1,921,664	1,744,597	1,751,499
Debt Services	182,000	172,187	173,656
<b>Total Expense</b>	<b>283,253,987</b>	<b>282,458,149</b>	<b>273,227,559</b>
<b>Surplus (Deficit) for the year</b>	<b>(7,220,288)</b>	<b>(4,334,151)</b>	<b>(3,526,743)</b>
<b>Accumulated Surplus (Deficit) from Operations, beginning of year</b>		<b>190,813,219</b>	<b>194,339,962</b>
<b>Accumulated Surplus (Deficit) from Operations, end of year</b>		<b>186,479,068</b>	<b>190,813,219</b>

**School District No. 38 (Richmond)**

Statement 4

## Statement of Changes in Net Debt

Year Ended June 30, 2022

	2022 Budget (Note 16)	2022 Actual	2021 Actual
	\$	\$	\$
<b>Surplus (Deficit) for the year</b>	<b>(7,220,288)</b>	<b>(4,334,151)</b>	<b>(3,526,743)</b>
<b>Effect of change in Tangible Capital Assets</b>			
Acquisition of Tangible Capital Assets		(38,008,920)	(41,760,648)
Amortization of Tangible Capital Assets		16,984,359	15,827,132
Net carrying value of Tangible Capital Assets disposed of			1,507
<b>Total Effect of change in Tangible Capital Assets</b>	<b>-</b>	<b>(21,024,561)</b>	<b>(25,932,009)</b>
Acquisition of Prepaid Expenses		(749,407)	(523,757)
Use of Prepaid Expenses		523,757	469,798
<b>Total Effect of change in Other Non-Financial Assets</b>	<b>-</b>	<b>(225,650)</b>	<b>(53,959)</b>
<b>(Increase) Decrease in Net Debt, before Net Remeasurement Gains (Losses)</b>	<b>(7,220,288)</b>	<b>(25,584,362)</b>	<b>(29,512,711)</b>
<b>Net Remeasurement Gains (Losses)</b>			
<b>(Increase) Decrease in Net Debt</b>		<b>(25,584,362)</b>	<b>(29,512,711)</b>
<b>Net Debt, beginning of year</b>		<b>(160,706,898)</b>	<b>(131,194,187)</b>
<b>Net Debt, end of year</b>		<b>(186,291,260)</b>	<b>(160,706,898)</b>

**School District No. 38 (Richmond)**

Statement 5

Statement of Cash Flows

Year Ended June 30, 2022

	2022 Actual	2021 Actual
	\$	\$
<b>Operating Transactions</b>		
Surplus (Deficit) for the year	(4,334,151)	(3,526,743)
Changes in Non-Cash Working Capital		
Decrease (Increase)		
Accounts Receivable	(658,007)	(365,857)
Prepaid Expenses	(225,650)	(53,959)
Increase (Decrease)		
Accounts Payable and Accrued Liabilities	(1,880,243)	1,509,275
Unearned Revenue	1,067,427	(1,144,904)
Deferred Revenue	469,624	(130,770)
Employee Future Benefits	320,056	593,000
Loss (Gain) on Disposal of Tangible Capital Assets	-	(12,913)
Amortization of Tangible Capital Assets	16,984,359	15,827,132
Amortization of Deferred Capital Revenue	(9,874,622)	(8,849,907)
<b>Total Operating Transactions</b>	<b>1,868,793</b>	<b>3,844,354</b>
<b>Capital Transactions</b>		
Tangible Capital Assets Purchased	(9,238,178)	(8,542,102)
Tangible Capital Assets -WIP Purchased	(25,131,957)	(32,276,320)
District Portion of Proceeds on Disposal		14,420
<b>Total Capital Transactions</b>	<b>(34,370,135)</b>	<b>(40,804,002)</b>
<b>Financing Transactions</b>		
Capital Revenue Received	29,861,859	35,512,633
Capital Lease Payments	(2,783,496)	(2,572,336)
<b>Total Financing Transactions</b>	<b>27,078,363</b>	<b>32,940,297</b>
<b>Investing Transactions</b>		
Investments in Portfolio Investments	34,400	(11,685)
<b>Total Investing Transactions</b>	<b>34,400</b>	<b>(11,685)</b>
<b>Net Increase (Decrease) in Cash and Cash Equivalents</b>	<b>(5,388,579)</b>	<b>(4,031,036)</b>
<b>Cash and Cash Equivalents, beginning of year (Note 3)</b>	<b>145,873,456</b>	<b>149,904,492</b>
<b>Cash and Cash Equivalents, end of year</b>	<b>140,484,877</b>	<b>145,873,456</b>
<b>Cash and Cash Equivalents, end of year, is made up of:</b>		
Cash (Note 3)	19,935,570	31,702,117
Cash Equivalents (Note 3)	120,549,307	114,171,339
	<b>140,484,877</b>	<b>145,873,456</b>
Supplementary Cash Flow Information (Note 22)		



**SCHOOL DISTRICT NO. 38 (RICHMOND)**  
**NOTES TO FINANCIAL STATEMENTS**  
**YEAR ENDED JUNE 30, 2022**

---

**NOTE 1      AUTHORITY AND PURPOSE**

The School District, established on April 12, 1946, operates under authority of the *School Act* of British Columbia as a corporation under the name of "The Board of Education of School District No. 38 (Richmond)", and operates as "School District No. 38 (Richmond)." A Board of Education ("Board") elected for a four-year term governs the School District. The School District provides educational programs to students enrolled in schools in the district and is principally funded by the Province of British Columbia through the Ministry of Education and Child Care (MECC). School District No. 38 (Richmond) is exempt from federal and provincial corporate income taxes.

**NOTE 2      SUMMARY OF SIGNIFICANT ACCOUNTING POLICIES**

a) Basis of Accounting

The financial statements have been prepared in accordance with Section 23.1 of the *Budget Transparency and Accountability Act of the Province of British Columbia*. This Section requires that the financial statements be prepared in accordance with Canadian public sector accounting standards except in regard to the accounting for government transfers as set out in Notes 2(f) and 2(m).

In November 2011, Treasury Board provided a directive through Restricted Contributions Regulation 198/2011 providing direction for the reporting of restricted contributions whether they are received or receivable by the School District before or after this regulation was in effect.

As noted in Notes 2(f) and 2(m), Section 23.1 of the *Budget Transparency and Accountability Act* and its related regulations require the School District to recognize government transfers for the acquisition of capital assets into revenue on the same basis as the related amortization expense.

As these transfers do not contain stipulations that create a liability, Canadian public sector accounting standards would require that:

- government transfers, which do not contain a stipulation that creates a liability, be recognized as revenue by the recipient when approved by the transferor and the eligibility criteria have been met in accordance with public sector accounting standard PS3410; and
- externally restricted contributions be recognized as revenue in the period in which the resources are used for the purpose or purposes specified in accordance with public sector accounting standard PS3100.

**SCHOOL DISTRICT NO. 38 (RICHMOND)**  
**NOTES TO FINANCIAL STATEMENTS**  
**YEAR ENDED JUNE 30, 2022**

---

**NOTE 2      SUMMARY OF SIGNIFICANT ACCOUNTING POLICIES** *(Continued)*

a) Basis of Accounting (Continued)

The impact of this difference on the financial statements of the School District is as follows:

Year-ended June 30, 2021 - increase in annual surplus by \$26,662,726

June 30, 2021 - increase in accumulated surplus and decrease in deferred contributions by \$246,761,487

Year-ended June 30, 2022 - increase in annual surplus by \$19,987,237

June 30, 2022 - increase in accumulated surplus and decrease in deferred contributions by \$266,748,724

b) Cash and Cash Equivalents

Cash and cash equivalents include cash and highly liquid securities that are readily convertible to known amounts of cash and that are subject to an insignificant risk of change in value. These cash equivalents generally have a maturity of three months or less at acquisition and are held for the purpose of meeting short-term cash commitments rather than for investing.

c) Accounts Receivable

Accounts receivable are measured at amortized cost and shown net of allowance for doubtful accounts.

d) Portfolio Investments

The School District has investments in Guaranteed Investment Certificates (GIC's) and term deposits that have a maturity of greater than 3 months at the time of acquisition. These investments are not quoted in an active market and are reported at amortized cost, and the associated transaction costs are added to the carrying value of these investments upon initial recognition.

e) Unearned Revenue

Unearned revenue includes tuition fees received for courses to be delivered in future periods and receipt of proceeds for services or products to be delivered in a future period. Revenue will be recognized in that future period when the courses, services, or products are provided.

**SCHOOL DISTRICT NO. 38 (RICHMOND)**  
**NOTES TO FINANCIAL STATEMENTS**  
**YEAR ENDED JUNE 30, 2022**

---

**NOTE 2      SUMMARY OF SIGNIFICANT ACCOUNTING POLICIES** *(Continued)*

f) Deferred Revenue and Deferred Capital Revenue

Deferred revenue includes contributions received with stipulations that meet the description of restricted contributions in the Restricted Contributions Regulation 198/2011 issued by Treasury Board. When restrictions are met, deferred revenue is recognized as revenue in the fiscal year in a manner consistent with the circumstances and evidence used to support the initial recognition of the contributions received as a liability as detailed in Note 2 (m).

Funding received for the acquisition of depreciable tangible capital assets is recorded as deferred capital revenue and amortized over the life of the asset acquired as revenue in the statement of operations. This accounting treatment is not consistent with the requirements of Canadian public sector accounting standards which require that government transfers be recognized as revenue when approved by the transferor and eligibility criteria have been met unless the transfer contains a stipulation that creates a liability, in which case, the transfer is recognized as revenue over the period that the liability is extinguished.

g) Employee Future Benefits

i) Post-Employment Benefits:

The School District provides certain post-employment benefits, including vested and non-vested benefits, for certain employees pursuant to certain contracts and union agreements.

The School District accrues its obligations and related costs, including both vested and non-vested benefits, under employee future benefit plans. Benefits include vested sick leave, accumulating non-vested sick leave, early retirement, retirement/severance, vacation, overtime and death benefits. The benefits cost is actuarially determined using the projected unit credit method pro-rated on service and using management's best estimate of expected salary escalation, termination rates, retirement rates and mortality. The discount rate used to measure obligations is based on the cost of borrowing. The cumulative unrecognized actuarial gains and losses are amortized over the expected average remaining service lifetime (EARS�) of active employees covered under the plan.

The most recent valuation of the obligation was performed at March 31, 2022 and projected to March 31, 2025. The next valuation will be performed at March 31, 2025 for use at June 30, 2025. For the purposes of determining the financial position of the plans and the employee future benefit costs, a measurement date of March 31, adjusted for transactions to June 30, was adopted for all periods subsequent to July 1, 2004.

**SCHOOL DISTRICT NO. 38 (RICHMOND)**  
**NOTES TO FINANCIAL STATEMENTS**  
**YEAR ENDED JUNE 30, 2022**

---

**NOTE 2      SUMMARY OF SIGNIFICANT ACCOUNTING POLICIES** *(Continued)*

g) Employee Future Benefits (Continued)

ii) Pension Plans:

The School District and its employees make contributions to the Teachers' Pension Plan and Municipal Pension Plan. The plans are multi-employer plans where assets and obligations are not separated. The costs are expensed as incurred.

h) Liability for Contaminated Sites

Contaminated sites are a result of contamination being introduced into air, soil, water or sediment of chemical, organic or radioactive material or live organism that exceeds an environmental standard. The liability is recorded net of any expected recoveries. A liability for remediation of contaminated sites is recognized when a site is not in productive use and all the following criteria are met:

- an environmental standard exists;
- contamination exceeds the environmental standards;
- the School District:
  - is directly responsible; or
  - accepts responsibility;
- it is expected that future economic benefits will be given up; and
- a reasonable estimate of the amount can be made.

The liability is recognized as management's estimate of the cost of post-remediation including operation, maintenance and monitoring that are an integral part of the remediation strategy for a contaminated site.

i) Tangible Capital Assets

The following criteria apply:

- Tangible capital assets acquired or constructed are recorded at cost which includes amounts that are directly related to the acquisition, design, construction, development, improvement or betterment of the assets. Cost also includes overhead directly attributable to construction as well as interest costs that are directly attributable to the acquisition or construction of the asset.
- Donated tangible capital assets are recorded at their fair value on the date of donation, except in circumstances where fair value cannot be reasonably determined, which are then recognized at nominal value. Transfers of capital assets from related parties are recorded at carrying value.
- Work-in-progress is recorded as an acquisition to the applicable asset class at substantial completion.

**SCHOOL DISTRICT NO. 38 (RICHMOND)**  
**NOTES TO FINANCIAL STATEMENTS**  
**YEAR ENDED JUNE 30, 2022**

---

**NOTE 2      SUMMARY OF SIGNIFICANT ACCOUNTING POLICIES** *(Continued)*

i) Tangible Capital Assets (Continued)

- Tangible capital assets are written down to residual value when conditions indicate they no longer contribute to the ability of the School District to provide services or when the value of future economic benefits associated with the sites and buildings are less than their net book value. The write-downs are accounted for as expenses in the Statement of Operations.
- Buildings that are demolished or destroyed are written-off.
- Works of art, historic assets and other intangible assets are not recorded as assets in these financial statements.
- The cost, less residual value, of tangible capital assets (excluding sites), is amortized on a straight-line basis over the estimated useful life of the asset. It is management's responsibility to determine the appropriate useful lives for tangible capital assets. These useful lives are reviewed on a regular basis or if significant events initiate the need to revise. Estimated useful lives are as follows:

Buildings	40 years
Furniture & Equipment	10 years
Vehicles	10 years
Computer Software	5 years
Computer Hardware	5 years

j) Capital Leases

Leases that, from the point of view of the lessee, transfer substantially all the benefits and risks incident to ownership of the property to the School District are considered capital leases. These are accounted for as a leased tangible capital asset and an obligation. Capital lease obligations are recorded at the present value of the minimum lease payments excluding executor costs, e.g., insurance, maintenance costs, etc. The discount rate used to determine the present value of the lease payments is the lower of the School District's rate for incremental borrowing or the interest rate implicit in the lease.

All other leases are accounted for as operating leases and the related payments are charged to expenses as incurred.

k) Prepaid Expenses

Prepaid fees and dues, licenses, and rent are included as a prepaid expense and stated at acquisition cost and are charged to expense over the periods expected to benefit from it.

**SCHOOL DISTRICT NO. 38 (RICHMOND)**  
**NOTES TO FINANCIAL STATEMENTS**  
**YEAR ENDED JUNE 30, 2022**

---

**NOTE 2      SUMMARY OF SIGNIFICANT ACCOUNTING POLICIES** *(Continued)*

**l) Funds and Reserves**

Certain amounts, as approved by the Board, are set aside in accumulated surplus for future operating and capital purposes (see Note 19 - Accumulated Surplus). Transfers to and from funds and reserves are an adjustment to the respective fund when approved (see Note 14 - Interfund Transfers).

**m) Revenue Recognition**

Revenues are recorded on an accrual basis in the period in which the transactions or events occurred that gave rise to the revenues, the amounts are considered to be collectible and can be reasonably estimated.

Contributions received or where eligibility criteria have been met are recognized as revenue except where the contribution meets the criteria for deferral as described below. Eligibility criteria are the criteria that the School District has to meet in order to receive the contributions including authorization by the transferring government.

For contributions subject to a legislative or contractual stipulation or restriction as to their use, revenue is recognized as follows:

- Non-capital contributions for specific purposes are recorded as deferred revenue and recognized as revenue in the year related expenses are incurred,
- Contributions restricted for site acquisitions are recorded as revenue when the sites are purchased, and
- Contributions restricted for tangible capital assets acquisitions, other than sites, are recorded as deferred capital revenue and amortized over the useful life of the related assets.

Donated tangible capital assets, other than sites, are recorded at fair market value and amortized over the useful life of the assets. Donated sites are recorded as revenue at fair market value when received or receivable.

The accounting treatment for restricted contributions is not consistent with the requirements of Canadian public sector accounting standards which require that government transfers be recognized as revenue when approved by the transferor and eligibility criteria have been met unless the transfer contains a stipulation that meets the criteria for liability recognition in which case the transfer is recognized as revenue over the period that the liability is extinguished.

Revenue related to fees or services received in advance of the fee being earned or the service is performed is deferred and recognized when the fee is earned or service performed.

Investment income is reported in the period earned. When required by the funding party or related Act, investment income earned on deferred revenue is added to the deferred revenue balance.

**SCHOOL DISTRICT NO. 38 (RICHMOND)**  
**NOTES TO FINANCIAL STATEMENTS**  
**YEAR ENDED JUNE 30, 2022**

---

**NOTE 2      SUMMARY OF SIGNIFICANT ACCOUNTING POLICIES** *(Continued)*

n) Expenditures

Expenses are reported on an accrual basis. The cost of all goods consumed and services received during the year is expensed. Interest expense includes interest charged on capital leases.

Categories of Salaries

- Principals, Vice-Principals, and Directors of Instruction employed under an administrative officer contract are categorized as Principals and Vice-Principals.
- Superintendents, Assistant Superintendents, Secretary-Treasurers, Trustees and other employees excluded from union contracts are categorized as Other Professionals.

Allocation of Costs

- Operating expenses are reported by function, program, and object. Whenever possible, expenditures are determined by actual identification. Additional costs pertaining to specific instructional programs, such as special and indigenous education, are allocated to these programs. All other costs are allocated to related programs.
- Actual salaries of personnel assigned to two or more functions or programs are allocated based on the time spent in each function and program. School-based clerical salaries are allocated to school administration and partially to other programs to which they may be assigned. Principals and Vice-Principals salaries are allocated to school administration and may be partially allocated to other programs to recognize their other responsibilities.
- Employee benefits and allowances are allocated to the same programs, and in the same proportions, as the individual's salary.
- Supplies and services are allocated based on actual program identification.

o) Financial Instruments

A contract establishing a financial instrument creates, at its inception, rights and obligations to receive or deliver economic benefits. The financial assets and financial liabilities portray these rights and obligations in the financial statements. The School District recognizes a financial instrument when it becomes a party to a financial instrument contract.

Financial instruments consist of cash and cash equivalents, accounts receivable, portfolio investments, accounts payable, and accrued liabilities.

Except for portfolio investments in equity instruments quoted in an active market that are recorded at fair value, all financial assets and liabilities are recorded at cost or amortized cost and the associated transaction costs are added to the carrying value of these investments upon initial recognition and amortized using the effective interest rate method. Transaction costs are incremental costs directly attributable to the acquisition or issue of a financial asset or a financial liability.

**SCHOOL DISTRICT NO. 38 (RICHMOND)**  
**NOTES TO FINANCIAL STATEMENTS**  
**YEAR ENDED JUNE 30, 2022**

---

**NOTE 2      SUMMARY OF SIGNIFICANT ACCOUNTING POLICIES** *(Continued)*

o) Financial Instruments (Continued)

Unrealized gains and losses from changes in the fair value of financial instruments are recognized in the statement of remeasurement gains and losses. Upon settlement, the cumulative gain or loss is reclassified from the statement of remeasurement gains and losses and recognized in the statement of operations. Interest and dividends attributable to financial instruments are reported in the statement of operations.

Unless otherwise noted, it is management's opinion that the School District is not exposed to significant interest, currency or credit risks arising from its financial instruments. The fair values of these financial instruments approximate their carrying value, unless otherwise noted.

All financial assets except derivatives are tested annually for impairment. When financial assets are impaired, impairment losses are recorded in the statement of operations. A write-down of a portfolio investment to reflect a loss in value is not reversed for a subsequent increase in value.

For financial instruments measured using amortized cost, the effective interest rate method is used to determine interest revenue or expense.

p) Measurement Uncertainty

Preparation of financial statements in accordance with the basis of accounting described in Note 2 (a) requires management to make estimates and assumptions that impact reported amounts of assets and liabilities at the date of the financial statements and revenues and expenses during the reporting periods. Areas requiring the use of management estimates relate to the potential impairment of assets, liabilities for contaminated sites, rates for amortization and estimated employee future benefits. Actual results could differ from those estimates.

q) Future Changes in Accounting Policies

***PS3280 Asset Retirement Obligations*** issued August 2018 establishes standards for recognition, measurement, presentation and disclosure of legal obligations associated with the retirement of tangible capital assets and is effective July 1, 2022. A liability will be recognized when, as at the financial reporting date:

- a) there is a legal obligation to incur retirement costs in relation to a tangible capital asset;
- b) the past transaction or event giving rise to the liability has occurred;
- c) it is expected that future economic benefits will be given up; and
- d) a reasonable estimate of the amount can be made.



**SCHOOL DISTRICT NO. 38 (RICHMOND)**  
**NOTES TO FINANCIAL STATEMENTS**  
**YEAR ENDED JUNE 30, 2022**

---

**NOTE 2      SUMMARY OF SIGNIFICANT ACCOUNTING POLICIES** *(Continued)*

q) Future Changes in Accounting Policies (Continued)

Liabilities are recognized for statutory, contractual or legal obligations associated with the retirement of tangible capital assets when those obligations result from the acquisition, construction, development or normal operation of the assets. The obligations are measured initially at fair value, determined using present value methodology, and the resulting costs capitalized into the carrying amount of the related tangible capital asset. In subsequent periods, the liability is adjusted for accretion and any changes in the amount or timing of the underlying future cash flows. The capitalized asset retirement cost is amortized on the same basis as the related asset and accretion expense is included in the Statement of Operations.

A modified retroactive application has been recommended by Government. Management is awaiting guidance from the Ministry of Education and Child Care on the adoption of this standard.

**PS3400 Revenue** issued November 2018 establishes standards on how to account for and report on revenue and is effective July 1, 2023. Specifically, it differentiates between revenue arising from transactions that include performance obligations, referred to as “exchange transactions”, and transactions that do not have performance obligations, referred to as “non-exchange transactions”.

Revenue from transactions with performance obligations should be recognized when (or as) the school district satisfies a performance obligation by providing the promised goods or services to a payor.

Revenue from transactions with no performance obligations should be recognized when a school district:

- a) has the authority to claim or retain an inflow of economic resources; and
- b) identifies a past transaction or event that gives rise to an asset.

This standard may be applied retroactively or prospectively. Management is in the process of assessing the impact of adopting this standard on the School District’s financial results.

**SCHOOL DISTRICT NO. 38 (RICHMOND)**  
**NOTES TO FINANCIAL STATEMENTS**  
**YEAR ENDED JUNE 30, 2022**

---

**NOTE 3 CASH AND CASH EQUIVALENTS**

	2022	2021
Cash – Operating Fund	\$15,980,977	\$28,039,224
Cash – Special Purpose Fund	3,954,593	3,662,892
Cash Equivalents – Special Purpose Fund	1,189	1,179
Central Deposit Investment	120,446,230	114,079,628
Investments held by Richmond Community Foundation	101,888	90,533
	<u>\$140,484,877</u>	<u>\$145,873,456</u>

During fiscal 2012, the School District transferred scholarship funds to the Richmond Community Foundation. Richmond Community Foundation will retain, invest and have disbursed scholarships on behalf of the School District, in exchange for an administration fee. The funds will be invested in pooled funds with the Foundation's other assets. The funds will remain with the Foundation for a minimum of 10 years, before returning to the School District unless the agreement is extended.

**NOTE 4 ACCOUNTS RECEIVABLE - OTHER**

	2022	2021
Due from Federal Government	\$983,812	\$978,761
Due from Benefit Carrier - unrestricted deposit account	2,659,560	2,475,607
Other	206,162	189,493
	<u>\$3,849,534</u>	<u>\$3,643,861</u>

The amount due from the Benefit Carrier –Unrestricted Deposit Account represents surplus funds in excess of the required reserves held by the Benefit Carrier.

**NOTE 5 PORTFOLIO INVESTMENTS**

Guaranteed Investment Certificates (GIC's) included in portfolio investments are held with local banking institutions and earn average interest at 1.14% (2021 – 0.49%).

	2022	2021
GIC's	<u>\$737,078</u>	<u>\$771,478</u>
	<u>\$737,078</u>	<u>\$771,478</u>

**SCHOOL DISTRICT NO. 38 (RICHMOND)**  
**NOTES TO FINANCIAL STATEMENTS**  
**YEAR ENDED JUNE 30, 2022**

**NOTE 6      ACCOUNTS PAYABLE AND ACCRUED LIABILITIES - OTHER**

	2022	2021
Trade payables	\$6,532,874	\$6,249,832
Salaries and benefits payable	16,781,772	18,514,101
Accrued vacation pay	3,186,255	3,479,513
Other	468,712	523,985
	<u>\$26,969,613</u>	<u>\$28,767,431</u>

**NOTE 7      UNEARNED REVENUE**

	2022	2021
Balance, beginning of year	\$11,874,003	\$13,018,907
Fees received	17,057,031	11,988,248
Fees recognized as revenue	<u>(15,989,604)</u>	<u>(13,133,152)</u>
Balance, end of year	<u>\$12,941,430</u>	<u>\$11,874,003</u>

**NOTE 8      DEFERRED REVENUE**

Deferred revenue includes unspent grants and contributions received that meet the description of a restricted contribution in the Restricted Contributions Regulation 198/2011 issued by Treasury Board, i.e., the stipulations associated with those grants and contributions have not yet been fulfilled.

	2022	2021
Balance, beginning of year	\$7,337,491	\$7,468,261
Changes for the year:		
Increase:		
Provincial grants - MECC	42,408,522	47,337,286
Federal grants	1,634,094	1,577,892
Other revenue	4,841,562	2,443,178
Investment income	12,315	16,000
	<u>48,896,493</u>	<u>51,374,356</u>
Decrease:		
Transfers to revenue	<u>(48,426,869)</u>	<u>(51,505,126)</u>
Balance, end of year	<u>\$7,807,115</u>	<u>\$7,337,491</u>

**SCHOOL DISTRICT NO. 38 (RICHMOND)**  
**NOTES TO FINANCIAL STATEMENTS**  
**YEAR ENDED JUNE 30, 2022**

**NOTE 9      DEFERRED CAPITAL REVENUE**

Deferred capital revenue (DCR) includes grants and contributions received that are restricted by the contributor for the acquisition of tangible capital assets that meet the description of a restricted contribution in the Restricted Contributions Regulation 198/2011 issued by Treasury Board. Once spent, the contributions are amortized into revenue over the life of the asset acquired.

	2022	2021
Balance, beginning of year	\$246,761,487	\$220,098,761
Changes for the year:		
Increase:		
Transfer from Deferred Revenue - capital additions	6,437,713	4,395,051
Transfer from Deferred Revenue - work in progress	21,487,483	30,831,177
Provincial grants - MECC	29,459,594	34,174,370
Provincial grants - Other	-	649,600
Other revenue	251,618	511,585
Investment income	150,647	177,078
	<u>57,787,055</u>	<u>70,738,861</u>
Decrease:		
Transfer to DCR - capital additions	(6,437,713)	(4,395,051)
Transfer to DCR – work in progress	(21,487,483)	(30,831,177)
Amortization	(9,874,622)	(8,849,907)
	<u>(37,799,818)</u>	<u>(44,076,135)</u>
Balance, end of year	<u>\$266,748,724</u>	<u>\$246,761,487</u>

**NOTE 10      EMPLOYEE FUTURE BENEFITS**

Benefits include vested sick leave, accumulating non-vested sick leave, early retirement, retirement/severance, vacation, overtime and death benefits. Funding is provided when the benefits are paid and accordingly, there are no plan assets. Although no plan assets are uniquely identified, the School District has provided for the payment of these benefits.

	2022	2021
<b>Reconciliation of Accrued Benefit Obligation</b>		
Accrued Benefit Obligation - April 1	\$12,985,339	\$13,171,381
Service Cost	1,243,781	1,243,279
Interest Cost	336,135	307,280
Benefit Payments	(853,297)	(1,128,853)
Decrease in Obligation due to Plan Amendment	(463,786)	-
Actuarial (Gain) Loss	2,590,514	(607,748)
Accrued Benefit Obligation - March 31	<u>\$15,838,686</u>	<u>\$12,985,339</u>

**SCHOOL DISTRICT NO. 38 (RICHMOND)**  
**NOTES TO FINANCIAL STATEMENTS**  
**YEAR ENDED JUNE 30, 2022**

**NOTE 10      EMPLOYEE FUTURE BENEFITS** *(Continued)*

	2022	2021
<b>Reconciliation of Funded Status at End of Fiscal Year</b>		
Accrued Benefit Obligation - March 31	\$15,838,686	\$12,985,339
Market Value of Plan Assets - March 31	-	-
Funded Status - Deficit	(15,838,686)	(12,985,339)
Employer Contributions After Measurement Date	543,110	207,125
Benefit Expense After Measurement Date	(445,030)	(394,979)
Unamortized Net Actuarial Loss	2,577,945	330,588
Accrued Benefit Liability - June 30	<u><u>\$(13,162,661)</u></u>	<u><u>\$(12,842,605)</u></u>

**Reconciliation of Change in Accrued Benefit Liability**

Accrued Benefit Liability - July 1	\$12,842,605	\$12,249,605
Net Expense for Fiscal Year	1,509,339	1,759,155
Employer Contributions	(1,189,283)	(1,166,155)
Accrued Benefit Liability - June 30	<u><u>\$13,162,661</u></u>	<u><u>\$12,842,605</u></u>

**Components of Net Benefit Expense**

Service Cost	\$1,248,877	\$1,243,404
Interest Cost	381,090	314,494
Immediate Recognition of Plan Amendment	(463,786)	-
Amortization of Net Actuarial Loss	343,158	201,257
Net Benefit Expense	<u><u>\$1,509,339</u></u>	<u><u>\$1,759,1557</u></u>

The significant actuarial assumptions adopted for measuring the School District's accrued benefit obligations are:

	2022	2021
Discount Rate - April 1	2.50%	2.25%
Discount Rate - March 31	3.25%	2.50%
Long Term Salary Growth - April 1	2.50% + seniority	2.50% + seniority
Long Term Salary Growth - March 31	2.50% + seniority	2.50% + seniority
EARS - March 31	10.4	9.7

The impact of changes in assumptions between the March 31, 2022, measurement date and June 30, 2022, reporting date have been considered and are not considered to be material.

**SCHOOL DISTRICT NO. 38 (RICHMOND)**  
**NOTES TO FINANCIAL STATEMENTS**  
**YEAR ENDED JUNE 30, 2022**

**NOTE 11 CAPITAL LEASE OBLIGATIONS**

The School District has obligations under capital leases. The present value of future minimum lease payments, rates of interest and end dates of these leases are shown below:

	2022	2021
De Lage Landen Financial Services Canada Inc., with interest at 5.89%, expired March 1, 2022	\$-	\$69,669
De Lage Landen Financial Services Canada Inc., with interest at 6.23%, expires August 15, 2023	413,607	699,175
Macquarie Financial, with interest at 1.51%, expires Dec.1, 2023	153,808	253,119
Macquarie Financial, with interest at 1.51%, expires March 1, 2024	205,838	319,683
Macquarie Financial, with interest at 1.51%, expires March 1, 2024	231,571	344,433
Macquarie Financial, with interest at 1.51%, expires September 1, 2024	101,913	153,352
Macquarie Financial, with interest at 1.51%, expires November 1, 2024	81,797	118,252
Macquarie Financial, with interest at .005%, expires June 1, 2024	29,240	45,947
Macquarie Financial, with interest at .005%, expires September 1, 2024	63,069	94,601
CSI EPC, with interest at 2.69%, expired October 1, 2021	-	10,532
CSI EPC, with interest at 5.84%, expires December 1, 2021	14,245	37,558
CSI EPC, with interest at 5.50%, expired February 1, 2022	-	16,069
CSI EPC, with interest at 4.60%, expires February 1, 2024	104,766	160,487
CSI EPC, with interest at 3.57%, expired June 30, 2022	-	773,209
CSI EPC, with interest at 3.98%, expired June 30, 2022	-	143,139
CSI EPC, with interest at 5.16%, expires November 30, 2022	13,985	34,330
CSI EPC, with interest at 3.91%, expires March 31, 2024	101,003	145,129
CSI EPC, with interest at 2.67%, expires May 31, 2024	345,527	-
CSI EPC, with interest at 2.67%, expires August 31, 2024	628,611	-
CSI EPC, with interest at 3.15%, expires May 30, 2024	273,346	-
CSI EPC, with interest at 3.15%, expires December 31, 2024	99,802	-
CSI EPC, with interest at 3.15%, expires March 31, 2025	524,135	-
	<u>\$4,273,973</u>	<u>\$3,418,684</u>

Repayments are due as follows:

	2022
2023	\$2,170,388
2024	1,765,525
2025	499,250
Total minimum lease payments	\$4,435,163
Less amounts representing interest	161,190
Present value of net minimum capital lease payments	<u>\$4,273,973</u>

Total interest on leases for the year was \$172,187 (2021 - \$173,656).

**SCHOOL DISTRICT NO. 38 (RICHMOND)**  
**NOTES TO FINANCIAL STATEMENTS**  
**YEAR ENDED JUNE 30, 2022**

**NOTE 12 TANGIBLE CAPITAL ASSETS**

**Net Book Value:**

	Net Book Value 2022	Net Book Value 2021
Sites	\$55,169,613	\$55,169,613
Buildings	298,600,432	278,413,885
Furniture & Equipment	6,981,444	6,580,188
Vehicles	1,454,476	1,599,184
Computer Software	202,104	235,505
Computer Hardware	9,612,852	8,997,985
<b>Total</b>	<b>\$372,020,921</b>	<b>\$350,996,360</b>

**June 30, 2022**

Cost:	Opening Cost	Additions	Disposals/ Transfers	Total 2022
Sites	\$55,169,613	\$ -	\$ -	\$55,169,613
Buildings	487,317,051	51,912,024	-	539,229,075
Buildings - WIP	31,065,744	25,131,957	(45,071,354)	11,126,347
Furniture & Equipment	11,579,281	1,572,530	(1,305,584)	11,846,227
Vehicles	3,561,501	214,850	(300,036)	3,476,315
Computer Software	562,304	64,661	(208,640)	418,325
Computer Hardware	16,311,597	4,184,252	(1,789,272)	18,706,577
<b>Total</b>	<b>\$605,567,091</b>	<b>\$83,080,274</b>	<b>\$(48,674,886)</b>	<b>\$639,972,479</b>

Accumulated Amortization:	Opening Accumulated Amortization	Additions	Disposals	Total 2022
Sites	\$ -	\$ -	\$ -	\$ -
Buildings	239,968,910	11,786,080	-	251,754,990
Furniture & Equipment	4,999,093	1,171,274	(1,305,584)	4,864,783
Vehicles	1,962,317	359,558	(300,036)	2,021,839
Computer Software	326,799	98,062	(208,640)	216,221
Computer Hardware	7,313,612	3,569,385	(1,789,272)	9,093,725
<b>Total</b>	<b>\$254,570,731</b>	<b>\$16,984,359</b>	<b>\$(3,603,532)</b>	<b>\$267,951,558</b>

**SCHOOL DISTRICT NO. 38 (RICHMOND)**  
**NOTES TO FINANCIAL STATEMENTS**  
**YEAR ENDED JUNE 30, 2022**

**NOTE 12 TANGIBLE CAPITAL ASSETS** *(Continued)*

**June 30, 2021**

Cost:	Opening Cost	Additions	Disposals	Total 2021
Sites	\$55,169,613	\$ -	\$ -	\$55,169,613
Buildings	445,965,448	41,351,603	-	487,317,051
Buildings - WIP	35,185,789	32,276,320	(36,396,365)	31,065,744
Furniture & Equipment	10,458,008	1,950,656	(829,383)	11,579,281
Vehicles	3,680,675	150,704	(269,878)	3,561,501
Computer Software	1,271,718	114,428	(823,842)	562,304
Computer Hardware	17,745,619	2,313,302	(3,747,324)	16,311,597
<b>Total</b>	<b>\$569,476,870</b>	<b>\$78,157,013</b>	<b>\$(42,066,792)</b>	<b>\$605,567,091</b>

Accumulated Amortization:	Opening Accumulated Amortization	Additions	Disposals	Total 2021
Sites	\$ -	\$ -	\$ -	\$ -
Buildings	229,319,010	10,649,900	-	239,968,910
Furniture & Equipment	4,726,611	1,101,865	(829,383)	4,999,093
Vehicles	1,862,418	368,270	(268,371)	1,962,317
Computer Software	967,239	183,402	(823,842)	326,799
Computer Hardware	7,537,241	3,523,695	(3,747,324)	7,313,612
<b>Total</b>	<b>\$244,412,519</b>	<b>\$15,827,132</b>	<b>\$(5,668,920)</b>	<b>\$254,570,731</b>

- Included in capital assets is equipment under capital lease with a cost of \$13,088,521 (2021 - \$10,551,201) and accumulated amortization of \$6,146,937 (2021 - \$4,958,982).
- Buildings - work in progress (WIP) having a value of \$11,126,345 (2021 - \$31,065,744) have not been amortized. Amortization of these assets will commence when the asset is put into service.



**SCHOOL DISTRICT NO. 38 (RICHMOND)**  
**NOTES TO FINANCIAL STATEMENTS**  
**YEAR ENDED JUNE 30, 2022**

---

**NOTE 13      EMPLOYEE PENSION PLANS**

The School District and its employees contribute to the Teachers' Pension Plan and Municipal Pension Plan, jointly trustee pension plans. The board of trustees for these plans, representing plan members and employers, are responsible for administering the pension plans, including investing assets and administering benefits. The plans are multi-employer defined benefit pension plans. Basic pension benefits provided are based on a formula. As at December 31, 2021, the Teachers' Pension Plan has about 50,000 active members and approximately 40,000 retired members. As at December 31, 2021, the Municipal Pension Plan has about 227,000 active members, including approximately 29,000 from school districts.

Every three years, an actuarial valuation is performed to assess the financial position of the plans and adequacy of plan funding. The actuary determines an appropriate combined employer and member contribution rate to fund the plans. The actuary's calculated contribution rate is based on the entry-age normal cost method, which produces the long-term rate of member and employer contributions sufficient to provide benefits for average future entrants to the plans. This rate may be adjusted for the amortization of any actuarial funding surplus and will be adjusted for the amortization of any unfunded actuarial liability.

The most recent actuarial valuation of the Teachers' Pension Plan as at December 31, 2020, indicated a \$1,584 million surplus for basic pension benefits on a going concern basis. The next valuation will be as at December 31, 2023.

The most recent actuarial valuation for the Municipal Pension Plan as at December 31, 2018 indicated a \$2,866 million funding surplus for basic pension benefits on a going concern basis. The next valuation will be as at December 31, 2021 with results available in 2022.

Employers participating in the plans record their pension expense as the amount of employer contributions made during the fiscal year (defined contribution pension plan accounting). This is because the plans record accrued liabilities and accrued assets for each plan in aggregate, resulting in no consistent and reliable basis for allocating the obligation, assets and cost to individual employers participating in the plans.

School District #38 (Richmond) paid \$19,907,640 (2021 - \$19,476,933) for employer contributions to these plans in the year ended June 30, 2022.

**SCHOOL DISTRICT NO. 38 (RICHMOND)**  
**NOTES TO FINANCIAL STATEMENTS**  
**YEAR ENDED JUNE 30, 2022**

**NOTE 14 INTERFUND TRANSFERS**

Interfund transfers between the operating, special purpose and capital funds for the year ended June 30, 2022, were as follows:

	Operating Fund		Special Purpose Funds		Capital Fund	
	2022	2021	2022	2021	2022	2021
Funding Local Capital Reserve as permitted under School Act	\$(2,838,125)	\$(5,696,429)	\$-	\$-	\$2,838,125	\$5,696,429
Capital assets purchased	(705,874)	(446,798)	(1,320,344)	(1,271,452)	2,026,218	1,718,250
	<u>\$(3,543,999)</u>	<u>\$(6,143,227)</u>	<u>\$(1,320,344)</u>	<u>\$(1,271,452)</u>	<u>\$4,864,343</u>	<u>\$7,414,679</u>

**NOTE 15 RELATED PARTY TRANSACTIONS**

The School District is related through common ownership to all Province of British Columbia ministries, agencies, school districts, health authorities, colleges, universities, and crown corporations. Transactions with these entities, unless disclosed separately, are considered to be in the normal course of operations and are recorded at the exchange amount.

**NOTE 16 BUDGET FIGURES**

Budget figures, included in the financial statements, are the School District's Amended Annual budget approved by the Board through the adoption of an Amended Annual Budget on February 23, 2022. Changes between the Annual Budget (approved by the Board on May 26, 2021) and the Amended Annual Budget are listed below:

	Annual Budget	Amended Budget	Change
Statement 2			
Total Revenue	\$266,075,295	\$276,033,699	\$9,958,404
Total Expense	273,987,296	283,253,987	9,266,691
Budgeted Deficit for the year	<u>\$(7,912,001)</u>	<u>\$(7,220,288)</u>	<u>\$691,713</u>

**SCHOOL DISTRICT NO. 38 (RICHMOND)**  
**NOTES TO FINANCIAL STATEMENTS**  
**YEAR ENDED JUNE 30, 2022**

---

**NOTE 16 BUDGET FIGURES** *(Continued)*

	Annual Budget	Amended Budget	Change
Statement 4			
Deficit for the year	\$(7,912,001)	\$(7,220,288)	\$691,713
Total Effect of change in Tangible Capital Assets	(10,162,604)	(17,293,357)	(7,130,753)
(Increase) Decrease in Net Financial Assets (Debt)	<u>\$(18,074,605)</u>	<u>\$(24,513,645)</u>	<u>\$(6,439,040)</u>

Significant changes between the annual and amended budget were:

Statement 2

Total Revenue

- Budgeted revenues were amended based on actual student enrolment, increased student tuition fees revenue, increased classroom enhancement fund staffing grant, one-time safe return to school grant and one-time safe return to class grant.

Total Expense

- Budgeted expenses were amended based on revised projections/cost estimates, the additional staffing costs for the classroom enhancement fund staffing grant and increased expenses for the safe return to school and safe return to class grants related to adherence to the new health and safety guidelines dealing with the ongoing impact of the pandemic.

**NOTE 17 CONTINGENT LIABILITIES**

In the ordinary course of operations, the School District has legal proceedings brought against it. It is the opinion of management that final determination of these claims will not have a material effect on the financial position or operations of the School District.

**NOTE 18 EXPENSE BY OBJECT**

	2022	2021
Salaries and benefits	\$239,170,836	\$235,071,001
Services and supplies	26,130,767	22,155,770
Interest	172,187	173,656
Amortization	16,984,359	15,827,132
	<u>\$282,458,149</u>	<u>\$273,227,559</u>

**SCHOOL DISTRICT NO. 38 (RICHMOND)**  
**NOTES TO FINANCIAL STATEMENTS**  
**YEAR ENDED JUNE 30, 2022**

**NOTE 19      ACCUMULATED SURPLUS**

Accumulated surplus balances are comprised of:

	2022	2021
Invested in Tangible Capital Assets	\$120,635,237	\$118,516,539
Local Capital Internally Restricted by Board for:		
Restricted - Capital Leases	7,414,800	7,308,000
Restricted - Current Capital Projects	24,890,590	11,920,747
Restricted - Future Capital Projects	14,798,889	32,857,158
Restricted - Under Review by Board	3,625,187	3,266,488
Restricted - Contingency Reserves	2,000,000	2,000,000
Subtotal Internally Restricted	52,729,466	57,352,393
Capital Surplus	\$173,364,703	\$175,868,932
Internally Restricted (Appropriated) by Board for:		
2022/23 Budget Appropriation	1,896,023	3,600,134
2021/22 Online Learning K-9	-	597,050
School/Department Account Balances	6,998,016	6,840,291
Outstanding Purchase Orders	262,963	338,747
School Generated Funds	2,270,000	2,270,000
Subtotal Internally Restricted	\$11,427,002	\$13,646,222
Unrestricted Operating Surplus	1,687,363	1,298,065
Total Operating Surplus, Restricted and Unrestricted	\$13,114,365	\$14,944,287
Total Accumulated Surplus	\$186,479,068	\$190,813,219

**NOTE 20      OTHER REVENUE**

Other Revenue, shown on Statement 2, comprises the following:

	2022	2021
Operating Fund:		
Other School District/Education Authorities	\$504,000	\$504,000
Miscellaneous:		
Cafeteria	268,332	146,661
Miscellaneous	1,692	10,566
	\$774,024	\$661,227
Special Purpose Funds:		
School Generated Funds	4,158,072	2,236,511
Scholarships and Bursaries	4,122	64,130
Educational Trust Funds	404,589	425,683
Strong Start	9,519	8,668
Community Literacy	-	10,000
	\$4,576,302	\$2,744,992
Capital Fund:		
Sale of Vehicles	23,000	-
Long Range Facilities Plan	13,637	-
	\$36,637	\$-
Total Other Revenue	\$5,386,963	\$3,406,219

**SCHOOL DISTRICT NO. 38 (RICHMOND)**  
**NOTES TO FINANCIAL STATEMENTS**  
**YEAR ENDED JUNE 30, 2022**

---

**NOTE 21 ECONOMIC DEPENDENCE**

The operations of the School District are dependent on continued funding from the Ministry of Education and Child Care (MECC) and various governmental agencies to carry out its programs. These financial statements have been prepared on a going concern basis.

**NOTE 22 SUPPLEMENTARY CASH FLOW INFORMATION**

During the year, the School District had acquired tangible capital assets under capital leases of \$3,638,785 (2021 - \$946,227).

**NOTE 23 CONTRACTUAL OBLIGATIONS**

The School District has entered into a number of multiple-year contracts for the construction of tangible capital assets. These contractual obligations will become liabilities in the future when the terms of the contracts are met. Disclosure relates to the unperformed portion of the contracts.

	2023	2024	2025
Approved Capital Projects - Unperformed Portion	\$18,931,957	\$4,760,200	\$297,000

**NOTE 24 RISK MANAGEMENT**

The School District has exposure to the following risks from its use of financial instruments: credit risk, market risk and liquidity risk.

The Board ensures that the School District has identified its risks and ensures that management monitors and controls them.

a) Credit risk:

Credit risk is the risk of financial loss to an institution if a customer or counterparty to a financial instrument fails to meet its contractual obligations. Such risks arise principally from certain financial assets held consisting of cash, amounts receivable and investments.

The School District is exposed to credit risk in the event of non-performance by a debtor. This risk is mitigated as most amount receivables are due from the Province and are collectible.

It is management's opinion that the School District is not exposed to significant credit risk associated with its cash deposits and investments as they are placed in recognized British Columbia institutions and the School District invests solely in guaranteed investment certificates and term deposits.

**SCHOOL DISTRICT NO. 38 (RICHMOND)**  
**NOTES TO FINANCIAL STATEMENTS**  
**YEAR ENDED JUNE 30, 2022**

---

**NOTE 24     RISK MANAGEMENT** *(Continued)*

b) Market risk:

Market risk is the risk that the fair value or future cash flows of a financial instrument will fluctuate because of changes in market prices. Market risk is comprised of currency risk and interest rate risk.

Currency risk is the risk that the fair value or future cash flows of a financial instrument will fluctuate because of changes in the foreign exchange rates. It is management's opinion that the School District is not exposed to significant currency risk, as amounts held and purchases made in foreign currency are insignificant.

Interest rate risk is the risk that the fair value or future cash flows of a financial instrument will fluctuate because of changes in the market interest rates. The School District is exposed to interest rate risk through its investments. It is management's opinion that the School District is not exposed to significant interest rate risk as they invest primarily in guaranteed investment certificates and term deposits that have a maturity date of no more than 3 years.

c) Liquidity risk

Liquidity risk is the risk that the School District will not be able to meet its financial obligations as they become due.

The School District manages liquidity risk by continually monitoring actual and forecasted cash flows from operations and anticipated investing activities to ensure, as far as possible, that it will always have sufficient liquidity to meet its liabilities when due, under both normal and stressed conditions, without incurring unacceptable losses or risking damage to the School District's reputation.

Risk Management and insurance services for all School Districts in British Columbia are provided by the Risk Management Branch of the Ministry of Finance. There have been no changes to risk exposure from 2021 related to credit, market or liquidity risks.

**SCHOOL DISTRICT NO. 38 (RICHMOND)**  
**NOTES TO FINANCIAL STATEMENTS**  
**YEAR ENDED JUNE 30, 2022**

**FINANCIAL STATEMENT PRESENTATION – BY FUND (UNAUDITED)**

While Canadian public sector accounting standards (“PSA Standards”) require that financial information for each fund be presented separately within the unaudited Schedules to these financial statements, there is no reporting requirement to provide segmented summary information.

Thus, for the reader’s ease of use of these financial statements, this information is presented below, for both the Statement of Financial Position and the Statement of Operations.

i) Statement of Financial Position by Fund

	Operating Fund	Special Purpose Funds	Capital Fund	Total June 30, 2022	Total June 30, 2021
	\$	\$	\$	\$	\$
<b>Financial Assets</b>					
Cash and Cash Equivalents	136,427,207	4,057,670	-	140,484,877	145,873,456
Accounts Receivable					
Due from Province - MECC	784	539,983	-	540,767	88,433
Other	3,328,319	521,215	-	3,849,534	3,643,861
Portfolio Investments	-	737,078	-	737,078	771,478
<b>Total Financial Assets</b>	<b>139,756,310</b>	<b>5,855,946</b>	<b>-</b>	<b>145,612,256</b>	<b>150,377,228</b>
<b>Liabilities</b>					
Accounts Payable and Accrued Liabilities					
Due to Province - Other	-	-	-	-	82,425
Other	26,265,123	153,162	551,328	26,969,613	28,767,431
Due To/From	75,022,138	(2,104,331)	(72,917,807)	-	-
Unearned Revenue	12,941,430	-	-	12,941,430	11,874,003
Deferred Revenue	-	7,807,115	-	7,807,115	7,337,491
Deferred Capital Revenue	-	-	266,748,724	266,748,724	246,761,487
Employee Future Benefits	13,162,661	-	-	13,162,661	12,842,605
Capital Lease Obligations	-	-	4,273,973	4,273,973	3,418,684
<b>Total Liabilities</b>	<b>127,391,352</b>	<b>5,855,946</b>	<b>198,656,218</b>	<b>331,903,516</b>	<b>311,084,126</b>
<b>Net Financial Assets (Debt)</b>	<b>12,364,958</b>	<b>-</b>	<b>(198,656,218)</b>	<b>(186,291,260)</b>	<b>(160,706,898)</b>
<b>Non-Financial Assets</b>					
Tangible Capital Assets	-	-	372,020,921	372,020,921	350,996,360
Prepaid Expenses	749,407	-	-	749,407	523,757
<b>Total Non-Financial Assets</b>	<b>749,407</b>	<b>-</b>	<b>372,020,921</b>	<b>372,770,328</b>	<b>351,520,117</b>
<b>Accumulated Surplus (Deficit)</b>	<b>13,114,365</b>	<b>-</b>	<b>173,364,703</b>	<b>186,479,068</b>	<b>190,813,219</b>

**SCHOOL DISTRICT NO. 38 (RICHMOND)**  
**NOTES TO FINANCIAL STATEMENTS**  
**YEAR ENDED JUNE 30, 2022**

**FINANCIAL STATEMENT PRESENTATION – BY FUND (UNAUDITED)**

ii) Statement of Operations by Fund

	2022				2022	2021
	Budget	Operating	Special Purpose	Capital	Actual	Actual
	(Total)	Fund	Funds	Fund	Total	Total
	\$	\$	\$	\$	\$	\$
<b>Revenues</b>						
Provincial Grants						
Ministry of Education and Child Care	242,610,311	200,177,778	42,208,520	-	242,386,298	239,961,811
Other	27,670	262,614	-	-	262,614	48,986
Federal Grants	1,712,790	-	1,629,732	-	1,629,732	1,645,264
Tuition	15,152,958	15,989,604	-	-	15,989,604	13,133,152
Other Revenue	4,502,478	774,024	4,576,302	36,637	5,386,963	3,406,219
Rentals and Leases	1,147,183	1,223,337	-	-	1,223,337	977,455
Investment Income	1,113,326	786,256	12,315	572,257	1,370,828	1,665,109
Gain (Loss) on Disposal of Tangible Capital Assets	-	-	-	-	-	12,913
Amortization of Deferred Capital Revenue	9,766,983	-	-	9,874,622	9,874,622	8,849,907
<b>Total Revenue</b>	<b>276,033,699</b>	<b>219,213,613</b>	<b>48,426,869</b>	<b>10,483,516</b>	<b>278,123,998</b>	<b>269,700,816</b>
<b>Expenses</b>						
Instruction	227,716,559	181,452,034	45,032,657	-	226,484,691	216,655,587
District Administration	7,343,790	6,316,581	978,443	-	7,295,024	7,515,593
Operations and Maintenance	46,089,974	28,345,883	1,095,425	17,320,342	46,761,650	47,131,224
Transportation and Housing	1,921,664	1,385,038	-	359,559	1,744,597	1,751,499
Debt Services	182,000	-	-	172,187	172,187	173,656
<b>Total Expense</b>	<b>283,253,987</b>	<b>217,499,536</b>	<b>47,106,525</b>	<b>17,852,088</b>	<b>282,458,149</b>	<b>273,227,559</b>
<b>Surplus (Deficit) for the year</b>	<b>(7,220,288)</b>	<b>1,714,077</b>	<b>1,320,344</b>	<b>(7,368,572)</b>	<b>(4,334,151)</b>	<b>(3,526,743)</b>
<b>Accumulated Surplus (Deficit) from Operations, beginning of year</b>		14,944,287	-	175,868,932	190,813,219	194,339,962
<b>Interfund Transfers (Note 14)</b>		(3,543,999)	(1,320,344)	4,864,343	-	-
<b>Accumulated Surplus (Deficit) from Operations, end of year</b>		<b>13,114,365</b>	<b>-</b>	<b>173,364,703</b>	<b>186,479,068</b>	<b>190,813,219</b>



# School District No. 38 (Richmond)

Schedule of Changes in Accumulated Surplus (Deficit) by Fund  
Year Ended June 30, 2022

	Operating Fund	Special Purpose Fund	Capital Fund	2022 Actual	2021 Actual
	\$	\$	\$	\$	\$
Accumulated Surplus (Deficit), beginning of year	14,944,287		175,868,932	190,813,219	194,339,962
Changes for the year					
Surplus (Deficit) for the year	1,714,077	1,320,344	(7,368,572)	(4,334,151)	(3,526,743)
Interfund Transfers					
Tangible Capital Assets Purchased	(705,874)	(1,320,344)	2,026,218	-	-
Local Capital	(2,838,125)		2,838,125	-	-
Net Changes for the year	(1,829,922)	-	(2,504,229)	(4,334,151)	(3,526,743)
Accumulated Surplus (Deficit), end of year - Statement 2	13,114,365	-	173,364,703	186,479,068	190,813,219

**School District No. 38 (Richmond)**

Schedule 2 (Unaudited)

## Schedule of Operating Operations

Year Ended June 30, 2022

	2022 Budget (Note 16) \$	2022 Actual \$	2021 Actual \$
<b>Revenues</b>			
Provincial Grants			
Ministry of Education and Child Care	199,884,423	200,177,778	192,862,941
Other	27,670	262,614	48,986
Tuition	15,152,958	15,989,604	13,133,152
Other Revenue	763,278	774,024	661,227
Rentals and Leases	1,147,183	1,223,337	977,455
Investment Income	552,526	786,256	872,768
<b>Total Revenue</b>	<b>217,528,038</b>	<b>219,213,613</b>	<b>208,556,529</b>
<b>Expenses</b>			
Instruction	182,296,096	181,452,034	173,089,384
District Administration	6,473,967	6,316,581	6,681,873
Operations and Maintenance	28,456,190	28,345,883	25,310,215
Transportation and Housing	1,545,419	1,385,038	1,383,229
<b>Total Expense</b>	<b>218,771,672</b>	<b>217,499,536</b>	<b>206,464,701</b>
<b>Operating Surplus (Deficit) for the year</b>	<b>(1,243,634)</b>	<b>1,714,077</b>	<b>2,091,828</b>
<b>Budgeted Appropriation (Retirement) of Surplus (Deficit)</b>	<b>3,600,134</b>		
<b>Net Transfers (to) from other funds</b>			
Tangible Capital Assets Purchased		(705,874)	(446,798)
Local Capital	(2,356,500)	(2,838,125)	(5,696,429)
<b>Total Net Transfers</b>	<b>(2,356,500)</b>	<b>(3,543,999)</b>	<b>(6,143,227)</b>
<b>Total Operating Surplus (Deficit), for the year</b>	<b>-</b>	<b>(1,829,922)</b>	<b>(4,051,399)</b>
<b>Operating Surplus (Deficit), beginning of year</b>		<b>14,944,287</b>	<b>18,995,686</b>
<b>Operating Surplus (Deficit), end of year</b>		<b>13,114,365</b>	<b>14,944,287</b>
<b>Operating Surplus (Deficit), end of year</b>			
Internally Restricted (Note 19)		11,427,002	13,646,222
Unrestricted		1,687,363	1,298,065
<b>Total Operating Surplus (Deficit), end of year</b>		<b>13,114,365</b>	<b>14,944,287</b>

**School District No. 38 (Richmond)**

Schedule 2A (Unaudited)

Schedule of Operating Revenue by Source

Year Ended June 30, 2022

	2022 Budget (Note 16)	2022 Actual	2021 Actual
	\$	\$	\$
<b>Provincial Grants - Ministry of Education and Child Care</b>			
Operating Grant, Ministry of Education and Child Care	196,653,847	196,756,452	183,472,569
Other Ministry of Education and Child Care Grants			
Pay Equity	2,215,706	2,215,706	2,215,706
Funding for Graduated Adults	246,150	431,951	612,868
Student Transportation Fund	21,608	21,608	21,608
Support Staff Benefits Grant	219,746	224,695	219,746
Teachers' Labour Settlement Funding			5,816,048
Early Career Mentorship Funding			470,000
FSA Scorer Grant	27,292	27,292	27,292
K-12 ICY Clinical Counsellor Funding	495,970	495,970	-
Other Misc and One-Time Grants	4,104	4,104	7,104
<b>Total Provincial Grants - Ministry of Education and Child Care</b>	<b>199,884,423</b>	<b>200,177,778</b>	<b>192,862,941</b>
<b>Provincial Grants - Other</b>	<b>27,670</b>	<b>262,614</b>	<b>48,986</b>
<b>Tuition</b>			
Summer School Fees	195,140	195,140	280,681
Continuing Education	867,368	911,830	860,763
International and Out of Province Students	14,090,450	14,882,634	11,991,708
<b>Total Tuition</b>	<b>15,152,958</b>	<b>15,989,604</b>	<b>13,133,152</b>
<b>Other Revenues</b>			
Other School District/Education Authorities	504,000	504,000	504,000
Miscellaneous			
Cafeteria	257,278	268,332	146,661
Miscellaneous	2,000	1,692	10,566
<b>Total Other Revenue</b>	<b>763,278</b>	<b>774,024</b>	<b>661,227</b>
<b>Rentals and Leases</b>	<b>1,147,183</b>	<b>1,223,337</b>	<b>977,455</b>
<b>Investment Income</b>	<b>552,526</b>	<b>786,256</b>	<b>872,768</b>
<b>Total Operating Revenue</b>	<b>217,528,038</b>	<b>219,213,613</b>	<b>208,556,529</b>

**School District No. 38 (Richmond)**

Schedule 2B (Unaudited)

Schedule of Operating Expense by Object

Year Ended June 30, 2022

	2022 Budget (Note 16)	2022 Actual	2021 Actual
	\$	\$	\$
<b>Salaries</b>			
Teachers	93,164,185	92,250,310	90,983,264
Principals and Vice Principals	13,319,147	13,701,742	13,277,993
Educational Assistants	16,555,650	16,201,765	14,505,185
Support Staff	22,009,096	21,621,492	20,242,524
Other Professionals	5,953,736	5,963,090	6,493,908
Substitutes	8,800,118	9,134,873	7,203,406
<b>Total Salaries</b>	<b>159,801,932</b>	<b>158,873,272</b>	<b>152,706,280</b>
<b>Employee Benefits</b>	<b>39,868,898</b>	<b>39,212,925</b>	<b>38,424,555</b>
<b>Total Salaries and Benefits</b>	<b>199,670,830</b>	<b>198,086,197</b>	<b>191,130,835</b>
<b>Services and Supplies</b>			
Services	6,638,375	7,070,381	5,873,115
Student Transportation	12,155	4,088	-
Professional Development and Travel	825,128	569,890	516,516
Rentals and Leases	279,466	254,137	227,225
Dues and Fees	136,743	126,444	115,993
Insurance	522,749	476,883	495,023
Supplies	6,423,814	6,764,518	4,978,976
Utilities	4,262,412	4,146,998	3,127,018
<b>Total Services and Supplies</b>	<b>19,100,842</b>	<b>19,413,339</b>	<b>15,333,866</b>
<b>Total Operating Expense</b>	<b>218,771,672</b>	<b>217,499,536</b>	<b>206,464,701</b>

# School District No. 38 (Richmond)

Operating Expense by Function, Program and Object

Year Ended June 30, 2022

	Teachers Salaries	Principals and Vice Principals Salaries	Educational Assistants Salaries	Support Staff Salaries	Other Professionals Salaries	Substitutes Salaries	Total Salaries
	\$	\$	\$	\$	\$	\$	\$
<b>1 Instruction</b>							
1.02 Regular Instruction	70,633,042	2,377,028		1,160,227		6,252,334	80,422,631
1.03 Career Programs	204,950			477,430			682,380
1.07 Library Services	1,472,401			623,666			2,096,067
1.08 Counselling	2,411,678						2,411,678
1.10 Special Education	6,831,412		16,201,765			1,222,075	24,255,252
1.30 English Language Learning	5,981,110			151,120			6,132,230
1.31 Indigenous Education	256,291			27,672			283,963
1.41 School Administration		10,355,644		4,558,346		386,649	15,300,639
1.60 Summer School	757,497	133,867					891,364
1.61 Continuing Education	603,761	650,548		173,044	97,390	297,246	1,821,989
1.62 International and Out of Province Students	3,098,168	18,731		176,338	709,324	5,285	4,007,846
1.64 Other							-
<b>Total Function 1</b>	<b>92,250,310</b>	<b>13,535,818</b>	<b>16,201,765</b>	<b>7,347,843</b>	<b>806,714</b>	<b>8,163,589</b>	<b>138,306,039</b>
<b>4 District Administration</b>							
4.11 Educational Administration				187,916	1,845,534	730	2,034,180
4.40 School District Governance					200,827		200,827
4.41 Business Administration		165,924		896,416	1,543,304	317	2,605,961
<b>Total Function 4</b>	<b>-</b>	<b>165,924</b>	<b>-</b>	<b>1,084,332</b>	<b>3,589,665</b>	<b>1,047</b>	<b>4,840,968</b>
<b>5 Operations and Maintenance</b>							
5.41 Operations and Maintenance Administration				335,059	1,566,711	798	1,902,568
5.50 Maintenance Operations				11,187,091		931,655	12,118,746
5.52 Maintenance of Grounds				875,205			875,205
5.56 Utilities							-
<b>Total Function 5</b>	<b>-</b>	<b>-</b>	<b>-</b>	<b>12,397,355</b>	<b>1,566,711</b>	<b>932,453</b>	<b>14,896,519</b>
<b>7 Transportation and Housing</b>							
7.70 Student Transportation				791,962		37,784	829,746
<b>Total Function 7</b>	<b>-</b>	<b>-</b>	<b>-</b>	<b>791,962</b>	<b>-</b>	<b>37,784</b>	<b>829,746</b>
<b>9 Debt Services</b>							
<b>Total Function 9</b>	<b>-</b>	<b>-</b>	<b>-</b>	<b>-</b>	<b>-</b>	<b>-</b>	<b>-</b>
<b>Total Functions 1 - 9</b>	<b>92,250,310</b>	<b>13,701,742</b>	<b>16,201,765</b>	<b>21,621,492</b>	<b>5,963,090</b>	<b>9,134,873</b>	<b>158,873,272</b>

# School District No. 38 (Richmond)

Operating Expense by Function, Program and Object

Year Ended June 30, 2022

	Total Salaries	Employee Benefits	Total Salaries and Benefits	Services and Supplies	2022 Actual	2022 Budget (Note 16)	2021 Actual
	\$	\$	\$	\$	\$	\$	\$
<b>1 Instruction</b>							
1.02 Regular Instruction	80,422,631	21,251,138	101,673,769	2,873,389	104,547,158	106,357,096	101,863,292
1.03 Career Programs	682,380	161,293	843,673	293,789	1,137,462	1,341,539	1,017,913
1.07 Library Services	2,096,067	483,319	2,579,386	358,904	2,938,290	2,953,875	2,985,502
1.08 Counseling	2,411,678	543,013	2,954,691	1,924	2,956,615	2,997,384	3,179,335
1.10 Special Education	24,255,252	6,093,027	30,348,279	640,395	30,988,674	30,529,652	28,392,930
1.30 English Language Learning	6,132,230	1,546,396	7,678,626	9,501	7,688,127	7,895,955	7,793,260
1.31 Indigenous Education	283,963	77,167	361,130	58,275	419,405	424,967	465,364
1.41 School Administration	15,300,639	3,289,518	18,590,157	310,438	18,900,595	19,445,481	18,269,998
1.60 Summer School	891,364	165,593	1,056,957	44,259	1,101,216	1,057,585	1,044,990
1.61 Continuing Education	1,821,989	316,544	2,138,533	204,427	2,342,960	2,082,782	1,838,988
1.62 International and Out of Province Students	4,007,846	932,430	4,940,276	3,481,725	8,422,001	7,199,966	6,228,566
1.64 Other	-	-	-	9,531	9,531	9,814	9,246
<b>Total Function 1</b>	<b>138,306,039</b>	<b>34,859,438</b>	<b>173,165,477</b>	<b>8,286,557</b>	<b>181,452,034</b>	<b>182,296,096</b>	<b>173,089,384</b>
<b>4 District Administration</b>							
4.11 Educational Administration	2,034,180	366,422	2,400,602	247,298	2,647,900	2,702,725	3,219,283
4.40 School District Governance	200,827	12,381	213,208	119,714	332,922	353,279	302,677
4.41 Business Administration	2,605,961	534,467	3,140,428	195,331	3,335,759	3,417,963	3,159,913
<b>Total Function 4</b>	<b>4,840,968</b>	<b>913,270</b>	<b>5,754,238</b>	<b>562,343</b>	<b>6,316,581</b>	<b>6,473,967</b>	<b>6,681,873</b>
<b>5 Operations and Maintenance</b>							
5.41 Operations and Maintenance Administration	1,902,568	384,742	2,287,310	849,973	3,137,283	3,441,969	3,080,207
5.50 Maintenance Operations	12,118,746	2,653,653	14,772,399	4,971,667	19,744,066	19,536,784	17,863,427
5.52 Maintenance of Grounds	875,205	184,617	1,059,822	257,714	1,317,536	1,215,025	1,239,563
5.56 Utilities	-	-	-	4,146,998	4,146,998	4,262,412	3,127,018
<b>Total Function 5</b>	<b>14,896,519</b>	<b>3,223,012</b>	<b>18,119,531</b>	<b>10,226,352</b>	<b>28,345,883</b>	<b>28,456,190</b>	<b>25,310,215</b>
<b>7 Transportation and Housing</b>							
7.70 Student Transportation	829,746	217,205	1,046,951	338,087	1,385,038	1,545,419	1,383,229
<b>Total Function 7</b>	<b>829,746</b>	<b>217,205</b>	<b>1,046,951</b>	<b>338,087</b>	<b>1,385,038</b>	<b>1,545,419</b>	<b>1,383,229</b>
<b>9 Debt Services</b>							
<b>Total Function 9</b>	<b>-</b>	<b>-</b>	<b>-</b>	<b>-</b>	<b>-</b>	<b>-</b>	<b>-</b>
<b>Total Functions 1 - 9</b>	<b>158,873,272</b>	<b>39,212,925</b>	<b>198,086,197</b>	<b>19,413,339</b>	<b>217,499,536</b>	<b>218,771,672</b>	<b>206,464,701</b>

**School District No. 38 (Richmond)**

Schedule 3 (Unaudited)

Schedule of Special Purpose Operations

Year Ended June 30, 2022

	2022 Budget (Note 16)	2022 Actual	2021 Actual
	\$	\$	\$
<b>Revenues</b>			
Provincial Grants			
Ministry of Education and Child Care	42,725,888	42,208,520	47,098,870
Federal Grants	1,712,790	1,629,732	1,645,264
Other Revenue	3,739,200	4,576,302	2,744,992
Investment Income	10,800	12,315	16,000
<b>Total Revenue</b>	<b>48,188,678</b>	<b>48,426,869</b>	<b>51,505,126</b>
<b>Expenses</b>			
Instruction	45,420,463	45,032,657	43,566,203
District Administration	869,823	978,443	833,720
Operations and Maintenance	1,012,245	1,095,425	5,833,751
<b>Total Expense</b>	<b>47,302,531</b>	<b>47,106,525</b>	<b>50,233,674</b>
<b>Special Purpose Surplus (Deficit) for the year</b>	<b>886,147</b>	<b>1,320,344</b>	<b>1,271,452</b>
<b>Net Transfers (to) from other funds</b>			
Tangible Capital Assets Purchased	(886,147)	(1,320,344)	(1,271,452)
<b>Total Net Transfers</b>	<b>(886,147)</b>	<b>(1,320,344)</b>	<b>(1,271,452)</b>
<b>Total Special Purpose Surplus (Deficit) for the year</b>	<b>-</b>	<b>-</b>	<b>-</b>
<b>Special Purpose Surplus (Deficit), beginning of year</b>			<b>-</b>
<b>Special Purpose Surplus (Deficit), end of year</b>		<b>-</b>	<b>-</b>

# School District No. 38 (Richmond)

Changes in Special Purpose Funds and Expense by Object  
Year Ended June 30, 2022

Schedule 3A (Unaudited)

Deferred Revenue, beginning of year

Add: Restricted Grants  
Provincial Grants - Ministry of Education and Child Care  
Federal Grants  
Other  
Investment Income

Less: Allocated to Revenue  
Recovered

Deferred Revenue, end of year

## Revenues

Provincial Grants - Ministry of Education and Child Care  
Federal Grants  
Other Revenue  
Investment Income

## Expenses

Salaries  
Teachers  
Principals and Vice Principals  
Educational Assistants  
Support Staff  
Other Professionals  
Substitutes

Employee Benefits  
Services and Supplies

Net Revenue (Expense) before Interfund Transfers

## Interfund Transfers

Tangible Capital Assets Purchased

Net Revenue (Expense)

Annual Facility Grant	Learning Improvement Fund	Scholarships and Bursaries	School Generated Funds	Strong Start	Ready, Set, Learn	OLEP	CommunityLINK	Classroom Enhancement Fund - Overhead
\$	\$	\$	\$	\$	\$	\$	\$	\$
-	289,249	1,025,095	5,119,733	67,324	97,946	53,718	28,021	-
811,645	670,460			224,000	93,100	336,842	785,631	4,841,324
811,645	670,460	20,210	4,354,328					
		11,483		9,519				
		31,693	4,354,328	233,519	93,100	336,842	785,631	4,841,324
	730,670	15,605	4,158,072	235,453	118,771	327,420	766,673	4,841,324
-	229,039	1,041,183	5,315,989	65,390	72,275	63,140	46,979	-
811,645	730,670			225,934	118,771	327,420	766,673	4,841,324
		4,122	4,158,072	9,519				
		11,483						
811,645	730,670	15,605	4,158,072	235,453	118,771	327,420	766,673	4,841,324
	618,210			173,908	16,012		299,536	204,972
								1,980,757
								542,432
								313,504
								563,350
	618,210	-	-	173,908	64,986	100,459	299,536	3,605,015
70,578	112,460			49,189	15,762	23,122	76,392	1,091,227
		15,605	4,158,072	12,356	38,023	118,154	390,745	
70,578	730,670	15,605	4,158,072	235,453	118,771	241,735	766,673	4,696,242
741,067	-	-	-	-	-	85,685	-	145,082
(741,067)						(85,685)		(145,082)
(741,067)	-	-	-	-	-	(85,685)	-	(145,082)
-	-	-	-	-	-	-	-	-



# School District No. 38 (Richmond)

Changes in Special Purpose Funds and Expense by Object  
Year Ended June 30, 2022

Schedule 3A (Unaudited)

	Classroom Enhancement Fund - Staffing	Classroom Enhancement Fund - Remedies	Mental Health in Schools	Changing Results for Young Children	Safe Return to School / Restart: Health & Safety Grant	Federal Safe Return to Ventilation Fund	Just B4 Program	Provincial Resource Program	Provincial Early Years
	\$	\$	\$	\$	\$	\$	\$	\$	\$
Deferred Revenue, beginning of year	-	-	24,359	-	-	-	-	208,173	185,787
Add: Restricted Grants									
Provincial Grants - Ministry of Education and Child Care	32,344,010	178,164	113,395	6,000	465,970	408,318	25,000	841,174	460,470
Federal Grants									
Other									
Investment Income									
Less: Allocated to Revenue	32,344,010	178,164	113,395	6,000	465,970	408,318	25,000	841,174	460,470
Recovered	32,344,010	178,164	34,002	400	465,970	341,986	7,520	710,593	303,438
Deferred Revenue, end of year	-	-	103,752	5,600	-	66,332	17,480	104,088	92,893
								234,666	249,926
Revenues									
Provincial Grants - Ministry of Education and Child Care	32,344,010	178,164	34,002	400	465,970	341,986	7,520	710,593	303,438
Federal Grants									
Other Revenue									
Investment Income									
Expenses									
Salaries									
Teachers									
Principals and Vice Principals	26,004,165							373,777	107,355
Educational Assistants									
Support Staff									
Other Professionals									
Substitutes									
Employee Benefits	26,004,165	34,052	-	-	398,172	-	5,870	426,341	167,237
Services and Supplies	6,339,845	528			67,798		1,150	101,579	37,389
		137,995	34,002	400			500	181,738	98,812
	32,344,010	172,575	34,002	400	465,970	-	7,520	709,658	303,438
Net Revenue (Expense) before Interfund Transfers	-	5,589	-	-	-	341,986	-	935	-
Interfund Transfers									
Tangible Capital Assets Purchased		(5,589)				(341,986)		(935)	
	-	(5,589)	-	-	-	(341,986)	-	(935)	-
Net Revenue (Expense)	-	-	-	-	-	-	-	-	-

**School District No. 38 (Richmond)**  
Changes in Special Purpose Funds and Expense by Object  
Year Ended June 30, 2022

	Educational Trust Fund	LINC/ SWIS	TOTAL
	\$	\$	\$
Deferred Revenue, beginning of year	183,688	54,398	7,337,491
Add: Restricted Grants			
Provincial Grants - Ministry of Education and Child Care			42,605,503
Federal Grants		1,634,094	1,634,094
Other	457,505		4,841,562
Investment Income	832		12,315
Less: Allocated to Revenue	458,337	1,634,094	49,093,474
Recovered	405,421	1,629,732	48,426,869
Deferred Revenue, end of year	236,604	58,760	196,981
			<u>7,807,115</u>
Revenues			
Provincial Grants - Ministry of Education and Child Care			42,208,520
Federal Grants		1,629,732	1,629,732
Other Revenue	404,589		4,576,302
Investment Income	832		12,315
	405,421	1,629,732	48,426,869
Expenses			
Salaries			
Teachers			26,630,383
Principals and Vice Principals			204,972
Educational Assistants			3,088,423
Support Staff		594,323	1,249,201
Other Professionals		104,051	417,555
Substitutes		331,428	1,337,219
	-	1,029,802	32,927,753
Employee Benefits		240,445	8,156,886
Services and Supplies	405,421	359,485	6,021,886
	405,421	1,629,732	47,106,525
Net Revenue (Expense) before Interfund Transfers	-	-	1,320,344
Interfund Transfers			
Tangible Capital Assets Purchased			(1,320,344)
	-	-	(1,320,344)
Net Revenue (Expense)	-	-	-

**School District No. 38 (Richmond)**

Schedule 4 (Unaudited)

## Schedule of Capital Operations

Year Ended June 30, 2022

	2022 Budget (Note 16)	2022 Actual			2021 Actual
		Invested in Tangible Capital Assets	Local Capital	Fund Balance	
	\$	\$	\$	\$	\$
<b>Revenues</b>					
Other Revenue			36,637	36,637	-
Investment Income	550,000		572,257	572,257	776,341
Gain (Loss) on Disposal of Tangible Capital Assets				-	12,913
Amortization of Deferred Capital Revenue	9,766,983	9,874,622		9,874,622	8,849,907
<b>Total Revenue</b>	<u>10,316,983</u>	<u>9,874,622</u>	<u>608,894</u>	<u>10,483,516</u>	<u>9,639,161</u>
<b>Expenses</b>					
Operations and Maintenance			695,542	695,542	528,396
Amortization of Tangible Capital Assets					
Operations and Maintenance	16,621,539	16,624,800		16,624,800	15,458,862
Transportation and Housing	376,245	359,559		359,559	368,270
Debt Services					
Capital Lease Interest	182,000		172,187	172,187	173,656
<b>Total Expense</b>	<u>17,179,784</u>	<u>16,984,359</u>	<u>867,729</u>	<u>17,852,088</u>	<u>16,529,184</u>
<b>Capital Surplus (Deficit) for the year</b>	<u>(6,862,801)</u>	<u>(7,109,737)</u>	<u>(258,835)</u>	<u>(7,368,572)</u>	<u>(6,890,023)</u>
<b>Net Transfers (to) from other funds</b>					
Tangible Capital Assets Purchased	886,147	2,026,218		2,026,218	1,718,250
Local Capital	2,356,500		2,838,125	2,838,125	5,696,429
<b>Total Net Transfers</b>	<u>3,242,647</u>	<u>2,026,218</u>	<u>2,838,125</u>	<u>4,864,343</u>	<u>7,414,679</u>
<b>Other Adjustments to Fund Balances</b>					
Tangible Capital Assets Purchased from Local Capital		774,247	(774,247)	-	
Tangible Capital Assets WIP Purchased from Local Capital		3,644,474	(3,644,474)	-	
Principal Payment					
Capital Loan		2,783,496	(2,783,496)	-	
<b>Total Other Adjustments to Fund Balances</b>		<u>7,202,217</u>	<u>(7,202,217)</u>	<u>-</u>	
<b>Total Capital Surplus (Deficit) for the year</b>	<u>(3,620,154)</u>	<u>2,118,698</u>	<u>(4,622,927)</u>	<u>(2,504,229)</u>	<u>524,656</u>
<b>Capital Surplus (Deficit), beginning of year</b>		<u>118,516,539</u>	<u>57,352,393</u>	<u>175,868,932</u>	<u>175,344,276</u>
<b>Capital Surplus (Deficit), end of year</b>		<u>120,635,237</u>	<u>52,729,466</u>	<u>173,364,703</u>	<u>175,868,932</u>

# School District No. 38 (Richmond)

Tangible Capital Assets  
Year Ended June 30, 2022

Schedule 4A (Unaudited)

	Sites	Buildings	Furniture and Equipment	Vehicles	Computer Software	Computer Hardware	Total
	\$	\$	\$	\$	\$	\$	\$
Cost, beginning of year	55,169,613	487,317,051	11,579,281	3,561,501	562,304	16,311,597	574,501,347
Changes for the Year							
Increase:							
Purchases from:							
Deferred Capital Revenue - Bylaw		4,926,619	215,000	214,850			5,356,469
Deferred Capital Revenue - Other		1,081,218	26				1,081,244
Operating Fund			623,462			82,412	705,874
Special Purpose Funds		741,067	347,575			231,702	1,320,344
Local Capital		91,766	386,467		64,661	231,353	774,247
Additions Under Capital Lease						3,638,785	3,638,785
Transferred from Work in Progress		45,071,354					45,071,354
	-	51,912,024	1,572,530	214,850	64,661	4,184,252	57,948,317
Decrease:							
Deemed Disposals			1,305,584	300,036	208,640	1,789,272	3,603,532
	-	-	1,305,584	300,036	208,640	1,789,272	3,603,532
Cost, end of year	55,169,613	539,229,075	11,846,227	3,476,315	418,325	18,706,577	628,846,132
Work in Progress, end of year		11,126,347					11,126,347
Cost and Work in Progress, end of year	55,169,613	550,355,422	11,846,227	3,476,315	418,325	18,706,577	639,972,479
Accumulated Amortization, beginning of year							
Changes for the Year							
Increase: Amortization for the Year		239,968,910	4,999,093	1,962,317	326,799	7,313,612	254,570,731
Decrease:							
Deemed Disposals		11,786,080	1,171,274	359,558	98,062	3,569,385	16,984,359
			1,305,584	300,036	208,640	1,789,272	3,603,532
	-	-	1,305,584	300,036	208,640	1,789,272	3,603,532
Accumulated Amortization, end of year		251,754,990	4,864,783	2,021,839	216,221	9,093,725	267,951,558
Tangible Capital Assets - Net	55,169,613	298,600,432	6,981,444	1,454,476	202,104	9,612,852	372,020,921

**School District No. 38 (Richmond)**

Schedule 4B (Unaudited)

Tangible Capital Assets - Work in Progress

Year Ended June 30, 2022

	<b>Buildings</b>	<b>Furniture and Equipment</b>	<b>Computer Software</b>	<b>Computer Hardware</b>	<b>Total</b>
	\$	\$	\$	\$	\$
<b>Work in Progress, beginning of year</b>	31,065,744				31,065,744
<b>Changes for the Year</b>					
Increase:					
Deferred Capital Revenue - Bylaw	21,487,483				21,487,483
Local Capital	3,644,474				3,644,474
	25,131,957	-	-	-	25,131,957
Decrease:					
Transferred to Tangible Capital Assets	45,071,354				45,071,354
	45,071,354	-	-	-	45,071,354
<b>Net Changes for the Year</b>	(19,939,397)	-	-	-	(19,939,397)
<b>Work in Progress, end of year</b>	11,126,347	-	-	-	11,126,347

**School District No. 38 (Richmond)**

Schedule 4C (Unaudited)

Deferred Capital Revenue  
Year Ended June 30, 2022

	Bylaw Capital	Other Provincial	Other Capital	Total Capital
	\$	\$	\$	\$
<b>Deferred Capital Revenue, beginning of year</b>	198,062,800	1,469,973	321,477	199,854,250
<b>Changes for the Year</b>				
Increase:				
Transferred from Deferred Revenue - Capital Additions	5,356,469	1,081,244		6,437,713
Transferred from Work in Progress	41,403,962			41,403,962
	46,760,431	1,081,244	-	47,841,675
Decrease:				
Amortization of Deferred Capital Revenue	9,786,108	72,630	15,884	9,874,622
	9,786,108	72,630	15,884	9,874,622
<b>Net Changes for the Year</b>	36,974,323	1,008,614	(15,884)	37,967,053
<b>Deferred Capital Revenue, end of year</b>	235,037,123	2,478,587	305,593	237,821,303
<b>Work in Progress, beginning of year</b>	29,206,884			29,206,884
<b>Changes for the Year</b>				
Increase				
Transferred from Deferred Revenue - Work in Progress	21,487,483			21,487,483
	21,487,483	-	-	21,487,483
Decrease				
Transferred to Deferred Capital Revenue	41,403,962			41,403,962
	41,403,962	-	-	41,403,962
<b>Net Changes for the Year</b>	(19,916,479)	-	-	(19,916,479)
<b>Work in Progress, end of year</b>	9,290,405	-	-	9,290,405
<b>Total Deferred Capital Revenue, end of year</b>	244,327,528	2,478,587	305,593	247,111,708

# School District No. 38 (Richmond)

Changes in Unspent Deferred Capital Revenue

Year Ended June 30, 2022

	Bylaw Capital \$	MECC Restricted Capital \$	Other Provincial Capital \$	Land Capital \$	Other Capital \$	Total \$
Balance, beginning of year	4,697,323	106,139	421,942	12,474,949		17,700,353
Changes for the Year						
Increase:						
Provincial Grants - Ministry of Education and Child Care	27,616,344		1,843,250			29,459,594
Other				251,618		251,618
Investment Income	27,616,344	1,257		149,390		150,647
		1,257	1,843,250	401,008	-	29,861,859
Decrease:						
Transferred to DCR - Capital Additions	5,356,469		1,081,244			6,437,713
Transferred to DCR - Work in Progress	21,487,483					21,487,483
	26,843,952	-	1,081,244	-	-	27,925,196
Net Changes for the Year	772,392	1,257	762,006	401,008	-	1,936,663
Balance, end of year	5,469,715	107,396	1,183,948	12,875,957	-	19,637,016

**School District #38 (Richmond)**  
**Statement of Financial Information (SOFI)**

**Fiscal Year Ended June 30, 2022**

**SCHEDULE OF DEBT**

Information on all long term debt is included in the School District Audited Financial Statements.

Prepared as required by *Financial Information Regulation*, Schedule 1, section 4



**School District #38 (Richmond)**  
**Statement of Financial Information (SOFI)**

**Fiscal Year Ended June 30, 2022**

**SCHEDULE OF GUARANTEE AND INDEMNITY AGREEMENTS**

School District No.38 (Richmond) has not given any guarantee or indemnity under the Guarantees and Indemnities Regulation.

Prepared as required by *Financial Information Regulation*, Schedule 1, section 5

**SCHOOL DISTRICT NO. 38 (RICHMOND)**

**Statement of Financial Information (SOFI)**

**Fiscal Year Ended June 30, 2022**

**SCHEDULE OF ELECTED OFFICIALS' REMUNERATION AND EXPENSES**

NAME	POSITION	TOTAL REMUNERATION	TOTAL EXPENSES	PERIOD COVERED
GOLDSTEIN, NORMAN	TRUSTEE	27,948	2,684	July 1, 2021 - Jun 30, 2022
HAMAGUCHI, KEN	TRUSTEE	27,948	2,495	July 1, 2021 - Jun 30, 2022
LEE, RICHARD	TRUSTEE	27,948	1,238	July 1, 2021 - Jun 30, 2022
SARGENT, DONNA	TRUSTEE	27,948	90	July 1, 2021 - Jun 30, 2022
NIXON, SANDRA	TRUSTEE CHAIRPERSON	30,883	3,540	July 1, 2021 - Jun 30, 2022
TABLOTNEY, DEBORAH ANN	TRUSTEE VICE-CHAIRPERSON	13,378	1,568	July 1, 2021 - November 28, 2021
TABLOTNEY, DEBORAH ANN	TRUSTEE	15,161	350	November 29, 2021 - Jun 30, 2022
LARSON, HEATHER	TRUSTEE	12,734	388	July 1, 2021 - November 28, 2021
LARSON, HEATHER	TRUSTEE VICE-CHAIRPERSON	16,038	1,399	November 29, 2021 - Jun 30, 2022
<b>TOTAL ELECTED OFFICIALS</b>		<b>\$ 199,986</b>	<b>\$ 13,752</b>	

**SCHOOL DISTRICT NO. 38 (RICHMOND)**

**Statement of Financial Information (SOFI)**

**Fiscal Year Ended June 30, 2022**

**SCHEDULE OF EMPLOYEE REMUNERATION AND EXPENSES**

NAME	Position	TOTAL REMUNERATION	TOTAL EXPENSES
ACOB, J	TEACHER	97,883	5
ACOSTA, L	TEACHER	83,377	10
ADAMS, B	TEACHER	97,883	1,154
ADAMS, P	TEACHER	119,338	690
ADJEI-ACHAMPONG, E	PRINCIPAL	142,302	16
ADJEI-ACHAMPONG, G	TEACHER	81,384	
ADVANI, V	TEACHER	82,980	144
AGNEW, D	TEACHER	86,056	
AHLUWALIA, S	PROJECT MANAGER - PLANNING AND DEVELOPMENT	101,492	2,553
AIREY, R	TEACHER	106,279	149
AKIWENZIE, M	COUNSELLOR	104,735	484
ALBLAS, K	TEACHER	90,265	400
ALBLAS, M	TEACHER	98,084	23
ALISON, P	TEACHER	100,125	12
ALLAN, J	TEACHER	98,923	
ALLESIA, J	TEACHER	96,573	
ALLISON, D	TEACHER	97,867	102
ALLISON, J	DISTRICT PRINCIPAL	171,152	416
ALTILAR, H	PSYCHOLOGIST	80,475	360
AN, I	TEACHER	89,296	75
ANDERSON, C	VICE PRINCIPAL	88,345	127
ANDERSON, P	TEACHER	97,883	
ANDERSON, R	TEACHER	97,867	(8)
ANDREWS, J	TEACHER	89,296	16
ANDREWS, L	GROUNDS SERVICE WORKER	105,903	
ANGMAN, G	TEACHER	89,312	
ANTRIM, L	DISTRICT VICE PRINCIPAL	162,749	398
AO, A	TEACHER	113,176	50
ARCHER, L	ASSISTANT SUPERINTENDENT	198,922	4,076
ARDAT, S	VICE PRINCIPAL	88,582	138
ARNOLD, A	TEACHER	89,303	
ARVANITIS, F	TEACHER	100,323	165
ATALLAH, F	TEACHER	78,562	45
ATKINS, S	TEACHER	89,312	100
AUGUSTINE, A	TEACHER	75,969	
AUN, D	TEACHER	98,996	17
AURA, B	TEACHER	98,846	155
AURA, Q	TEACHER	83,882	
AUTIO, J	TEACHER	84,053	
AVENDANO, L	TEACHER	79,401	40
AVENDANO, R	MANAGER, WELCOME CENTRE	99,763	1,934
AYRE, L	HVAC TECHNICIAN	81,654	17

**SCHOOL DISTRICT NO. 38 (RICHMOND)**

**Statement of Financial Information (SOFI)**

**Fiscal Year Ended June 30, 2022**

**SCHEDULE OF EMPLOYEE REMUNERATION AND EXPENSES**

NAME	Position	TOTAL REMUNERATION	TOTAL EXPENSES
AZADMARD, T	TEACHER	81,384	145
BAATZ, S	TEACHER	89,312	16
BABECOFF-KIMHI, T	TEACHER	92,684	100
BADYAL, N	TEACHER	89,452	
BAGNALL, C	TEACHER	112,987	52
BAHD, B	PRINCIPAL	142,302	282
BAILEY, J	TEACHER	89,296	
BAINS, B	TEACHER	95,560	
BAJRAMOVIC, E	TEACHER	89,296	50
BALACIANO, S	TEACHER	78,300	20
BALDERSTON, J	FACILITIES PLANNER	82,385	2,119
BALDREY, S	TEACHER	95,977	
BANKS, C	TEACHER	100,805	
BANSAL, H	TEACHER	95,977	
BANTA, L	VICE PRINCIPAL	131,545	283
BARENSCOTT, B	TEACHER	110,579	
BARKER, C	TEACHER	79,095	155
BARRINGTON-FOOTE, L	TEACHER	103,697	80
BATEMAN, C	TEACHER	97,883	17
BATH, H	TEACHER	98,742	75
BAVERSTOCK, E	TEACHER	116,073	95 (6)
BAWA, M	TEACHER	82,922	
BAZSO, L	TEACHER	95,977	
BEAIRSTO, S	TEACHER	98,147	104
BEAVIS, L	TRADES FOREPERSON	84,481	464
BECKER, J	TEACHER	76,787	
BELONIO, J	TEACHER	89,312	203
BENEDET, C	TEACHER	89,312	50
BENJAMIN, A	TEACHER	113,176	49
BERDA, S	TEACHER	107,544	335
BERESFORD, M	TEACHER	109,395	
BERKO-GABAY, R	TEACHER	97,884	50
BETTS, S	TEACHER	97,627	1,103
BEVAN, W	TEACHER	91,409	452
BEZO, J	TEACHER	97,867	1,621
BILLINGER, C	TEACHER	97,883	
BILN, H	TEACHER	93,809	35
BIRARDA, L	TEACHER	91,719	41
BIRCH, S	TEACHER	97,123	5
BLACK, M	TEACHER	89,312	
BLACK, W	TEACHER	89,312	
BLAIR, J	PRINCIPAL	131,545	583

**SCHOOL DISTRICT NO. 38 (RICHMOND)**

**Statement of Financial Information (SOFI)**

**Fiscal Year Ended June 30, 2022**

**SCHEDULE OF EMPLOYEE REMUNERATION AND EXPENSES**

<b>NAME</b>	<b>Position</b>	<b>TOTAL REMUNERATION</b>	<b>TOTAL EXPENSES</b>
BLAIR, N	TEACHER	90,953	
BLOMQUIST, S	TEACHER	95,977	40
BLUMEL, T	TEACHER	96,419	
BOETTCHER, N	TEACHER	97,883	75
BONE, B	TEACHER	95,977	
BONE, S	TEACHER	98,479	1,488
BONIFACIO, A	TEACHER	95,976	
BORRUT, N	TEACHER	89,312	5
BORTHWICK, H	CURRICULUM COORDINATOR	106,875	2,454
BORTHWICK, K	TEACHER	97,883	
BOURNE, C	TEACHER	96,400	1,932
BOUTIN, M	TEACHER	87,349	
BRAUTIGAM, C	ASSISTANT SUPERINTENDENT	188,380	3,271
BRITTAIN, A	TEACHER	94,541	75
BROCK, K	TEACHER	111,758	788
BROWN, A	CARPENTER	77,301	123
BROWN, M	TEACHER	95,977	50
BROWN, W	TEACHER	98,496	
BUCHANAN, L	EXECUTIVE DIRECTOR - HUMAN RESOURCES	184,784	3,455
BUECKERT, L	TEACHER	77,649	165
BUGDEN, A	TEACHER	98,495	50
BUHR, G	TEACHER	96,314	662
BURROUGHS CHAN, K	VICE PRINCIPAL	97,883	80
BURT, K	TEACHER	98,940	
BUSTIN, M	TEACHER	88,761	
BUTLER, R	TEACHER	97,883	
BUTTNER, A	TEACHER	95,977	100
BYRES, A	VICE PRINCIPAL	131,545	144
BYRNE, L	TEACHER	97,839	74
CAMERON, B	PRINCIPAL	142,302	348
CAMPBELL, J	TEACHER	97,883	1,189
CAMPBELL, K	TEACHER	108,410	1,581
CAMPBELL, N	PRINCIPAL	138,999	164
CANLAS, J	MANAGER - MAINTENANCE	104,721	1,232
CANTWELL, M	TEACHER	80,998	215
CARPENTER, T	TEACHER	89,332	260
CARRE, K	TEACHER	84,038	40
CARRIGAN, J	TEACHER	95,977	
CARRIGAN, R	TEACHER	75,031	
CARRUSCA, S	TEACHER	88,051	100
CARSWELL, P	TEACHER	89,296	
CARVALHEIRO-NUNES, C	TEACHER	97,683	452

**SCHOOL DISTRICT NO. 38 (RICHMOND)**

**Statement of Financial Information (SOFI)**

**Fiscal Year Ended June 30, 2022**

**SCHEDULE OF EMPLOYEE REMUNERATION AND EXPENSES**

<b>NAME</b>	<b>Position</b>	<b>TOTAL REMUNERATION</b>	<b>TOTAL EXPENSES</b>
CHAN, A	PRINCIPAL	129,788	74
CHAN, C	VICE PRINCIPAL	97,883	17
CHAN, E	TEACHER	97,918	20
CHAN, G	CURRICULUM COORDINATOR	114,184	147
CHAN, G K	TEACHER	87,726	
CHAN, I	TEACHER	87,523	350
CHAN, J	TEACHER	95,977	119
CHAN, J Z	TEACHER	79,964	100
CHAN, K	TEACHER	107,494	100
CHAN, LA	TEACHER	95,961	
CHAN, LI	TEACHER	89,296	
CHAN, M	PSYCHOLOGIST	96,663	1,619
CHAN, O	TEACHER	89,312	100
CHAN, S	TEACHER	90,441	40
CHANG DAR WOON, L	TEACHER	99,357	110
CHANG, A	TEACHER	75,571	5
CHANG, C	TEACHER	90,253	
CHANG, I	TEACHER	91,724	131
CHARLTON, M	DISTRICT PRINCIPAL	178,518	41
CHATHA, B	TEACHER	89,913	172
CHAUHAN, P	MANAGER - FINANCIAL SERVICES	105,804	4,703
CHEEMA, B	TEACHER	98,213	
CHEN, A	TEACHER	97,857	
CHEN, C	TEACHER	101,321	242
CHEN, C H	TEACHER	97,867	372
CHEN, S	TEACHER	89,296	126
CHENG, A	TEACHER	75,047	114
CHENG, L	TEACHER	85,451	
CHENG, S	TEACHER	89,312	
CHERRY, D	PRINCIPAL	142,302	11
CHEUNG, J	TEACHER	89,312	26
CHEUNG, W	TEACHER	93,711	
CHIANG THAM, N	TEACHER	82,819	57
CHIANG, B	TEACHER	100,553	
CHIANG, F	TEACHER	100,645	65
CHIES, G	TEACHER	78,575	
CHIURKO, C	TEACHER	95,960	
CHO, J	TEACHER	79,414	31 (6)
CHOINSKI, M	TEACHER	97,883	
CHOLEVAS, N	TEACHER	87,976	
CHOO, M	TEACHER	75,066	
CHOW, J	TEACHER	98,996	

**SCHOOL DISTRICT NO. 38 (RICHMOND)**

**Statement of Financial Information (SOFI)**

**Fiscal Year Ended June 30, 2022**

**SCHEDULE OF EMPLOYEE REMUNERATION AND EXPENSES**

NAME	Position	TOTAL REMUNERATION	TOTAL EXPENSES
CHU, L	TEACHER	97,917	69
CHUM, L	TEACHER	81,384	100
CHUNG, B	TEACHER	95,461	205
CILLO, D	PAINTER	77,383	
CLARK, R	MANAGER - MAINTENANCE	104,721	1,228
CLARK, T	TEACHER	97,883	
CLARKE, C	TEACHER	89,312	
CLEARY, C	EXECUTIVE ASSISTANT - SENIOR LEADERSHIP & GOVERNANCE	80,201	418
CLEMENTE, G	TEACHER	91,570	
CLEMENTS, S	TEACHER	97,867	
CLENACHAN JOHNSON, R	TEACHER	89,312	
CLIFFORD, T	TEACHER	88,512	41
COBLIN, E	TEACHER	77,806	119
COLLINS, J	TEACHER	113,193	
COLLINS, L	VICE PRINCIPAL	144,934	900
CON, R	TEACHER	97,877	100
COOK, S	VICE PRINCIPAL	100,142	75
COOPER, A	TEACHER	89,288	
CORBIN, R	MANAGER - TECHNOLOGY & INFORMATION SYSTEM	100,304	403
CORNEIL, R	PRINCIPAL	142,302	326
CORNILS, K	CARPENTER	92,575	231
COURT, J	TEACHER	95,817	100
COURTEMANCHE, M	TEACHER	97,883	40
COWIN, A	TEACHER	97,883	65
CROWE, C	TEACHER	77,800	
CROWE, M	TEACHER	98,219	19
CROZIER, J	TEACHER	84,579	
CUNNINGHAM, E	ASSISTANT MANAGER - COMMUNICATIONS	89,512	
CUPIC, N	TEACHER	113,088	
DAITZ, L	TEACHER	97,883	64
DALEY, J	TEACHER	110,493	
DALY, S	TEACHER	97,883	2,133
DAREDIA, F	TEACHER	95,977	
DATOO, M	TEACHER	98,940	
DAUM, C	PRINCIPAL	134,700	59
DAVID HAREL, L	TEACHER	97,084	110
DAVID, M	PRINCIPAL	142,302	100
DAVID, S	TEACHER	81,259	
DAVIS, E	TEACHER	78,184	100
DAVIS, S	TEACHER	86,781	126
DAYAN, M	TEACHER	79,093	
DEACON, S	TEACHER	96,088	244

**SCHOOL DISTRICT NO. 38 (RICHMOND)**

**Statement of Financial Information (SOFI)**

**Fiscal Year Ended June 30, 2022**

**SCHEDULE OF EMPLOYEE REMUNERATION AND EXPENSES**

NAME	Position	TOTAL REMUNERATION	TOTAL EXPENSES
DEBOU, M	TEACHER	83,882	40
DEBOU, T	TEACHER	75,637	50
DEHNEL, J	TEACHER	88,896	
DEMPSEY, C	TEACHER	97,867	
DENNIS, E	TEACHER	97,484	
DEO, A	LANDSCAPE HORTICULTURIST	76,770	596
DER, R	TEACHER	96,458	100
DESCARY, L	TEACHER	89,296	
DEVITT, L	HELP DESK ANALYST	88,118	
DEWJI, S	TEACHER	95,875	
DHALIWAL, A	TEACHER	97,867	
DHALIWAL, S	TEACHER	98,845	75
DHANO, H	VICE PRINCIPAL	131,615	154
DHARI, J	TEACHER	83,751	11
DHARI, S	TEACHER	95,960	
DIGGENS, J	TEACHER	100,142	115
DIMMICK, K	TEACHER	95,177	144
DODDS, J	TEACHER	79,400	52
DOLL, J	TEACHER	97,883	
DOSEN-ARGAO, A	TEACHER	89,452	
DOUGLAS, B	PRINCIPAL	147,339	838
DOYLE, D	TEACHER	88,867	50
DRISCOLL, B	TEACHER	98,112	6
DUCHARME, D	TEACHER	97,883	1,367
DUNNIGAN, K	VICE PRINCIPAL	88,821	
EASTON, C	CURRICULUM COORDINATOR	108,274	127
EDGE, J	TEACHER	99,964	
EKLUND, D	TEACHER	91,393	
ELCOMBE, K	PRINCIPAL	142,301	48
ELLIOTT, L	TEACHER	79,107	863
EPP, S	TEACHER	96,826	202
ERFAN, A	TEACHER	90,851	54
ESPENANT, T	TEACHER	95,638	
ESPINOZA, V	TEACHER	99,101	20
EVANS, L	TEACHER	78,383	104
EWART, G	TEACHER	95,977	234
FACKLER, B	VICE PRINCIPAL	129,598	2,123
FARRALL, B	TEACHER	80,376	55
FARRUGIA, D	TEACHER	99,539	5
FAVELA, J	TEACHER	77,357	50
FEBBRAIO, T	TEACHER	89,311	10
FEDORUK, K	TEACHER	95,973	



**SCHOOL DISTRICT NO. 38 (RICHMOND)**

**Statement of Financial Information (SOFI)**

**Fiscal Year Ended June 30, 2022**

**SCHEDULE OF EMPLOYEE REMUNERATION AND EXPENSES**

<b>NAME</b>	<b>Position</b>	<b>TOTAL REMUNERATION</b>	<b>TOTAL EXPENSES</b>
FEE, R	TEACHER	89,312	
FELGAR, I	VICE PRINCIPAL	131,545	50
FERGUSON, A	PRINCIPAL	142,302	
FERNANDEZ, R	TEACHER	95,961	
FERRARI, L	TEACHER	97,867	100
FERREIRA, E	TEACHER	83,381	16
FERSTER, V	TEACHER	95,580	100
FITT, G	PRINCIPAL	142,302	648
FITZPATRICK, S	TEACHER	97,883	53
FLEWELLING, J	TEACHER	89,311	16
FLORES, M	COUNSELLOR	78,823	360
FOISY, A	TEACHER	95,160	
FONG, J	COUNSELLOR	85,205	707
FONG, J Y	TEACHER	84,915	
FONG, Y	MANAGER - PAYROLL AND BENEFITS	103,947	1,752
FORREST, L	TEACHER	98,654	155
FOSTER, T	TEACHER	91,393	
FOTHERINGHAM, F	TEACHER	97,883	
FRANK, L	TEACHER	89,311	112
FRASER, S	TEACHER	86,807	
FRECHETTE, M	TEACHER	82,304	168
FRENCH, K	TEACHER	79,093	100
FRETZ, M	TEACHER	95,961	17
FRIER, S	TEACHER	95,976	172
FRIESEN, G	TRADES FOREPERSON	84,692	
FU, M	ASSISTANT SECRETARY-TREASURER	151,073	2,615
FUJITA, R	TEACHER	83,260	40
FUKAZAWA, B	TEACHER	97,949	8
FUNSTON, L	TEACHER	80,439	100
FURUGORI, D	TEACHER	89,296	5
GALAN, M	TEACHER	98,496	683
GALL, S	TEACHER	97,867	100
GALLAGHER, E	TEACHER	87,404	
GALLANT, K	TEACHER	98,923	105
GAMBLE, K	TEACHER	89,294	691
GAMMIE, C	TEACHER	79,641	
GARNETT, L	TEACHER	87,797	
GASMI, A	TEACHER	81,717	10
GASOI, S	TEACHER	98,250	1,242
GERENCSE, C	TEACHER	95,977	110
GEYER, F	EXECUTIVE DIRECTOR - PLANNING AND DEVELOPMENT	194,424	1,404
GHAUG, H	PRINCIPAL	142,302	372

**SCHOOL DISTRICT NO. 38 (RICHMOND)**

**Statement of Financial Information (SOFI)**

**Fiscal Year Ended June 30, 2022**

**SCHEDULE OF EMPLOYEE REMUNERATION AND EXPENSES**

NAME	Position	TOTAL REMUNERATION	TOTAL EXPENSES
GHINI, C	TEACHER	95,976	109
GHUMAN, S	TEACHER	97,883	
GIBSON, K	MANAGER - TECHNOLOGY & INFORMATION SYSTEM	100,299	
GIESBRECHT, D	TEACHER	106,839	144
GILCHRIST, W	MANAGER - INFORMATION SERVICES	110,540	630
GILL, K	TEACHER	98,996	282
GILL, R	TEACHER	102,277	556
GIULIANI, M	TEACHER	97,882	
GLIER, B	TEACHER	89,296	155
GLINIAS, P	TEACHER	89,311	
GLOVER, S	TEACHER	89,312	11
GOFSKY, M	TEACHER	89,296	65
GOLD, S	TEACHER	83,719	80
GOMES, M	TEACHER	83,558	24
GORDON, C	ELECTRICIAN	75,614	481
GOTO, H	TEACHER	79,675	104
GOULAS, A	VICE PRINCIPAL	131,545	
GOUNDOUVAS, A	TEACHER	95,017	75
GOURLAY, K	TEACHER	95,160	75
GRAF VON BASSEWITZ, E	COMPUTER SYSTEMS TECHNOLOGISTS	78,366	16
GRAMM, M	TEACHER	87,976	40
GRANT, S	VICE PRINCIPAL	124,876	339
GREAVES, K	TEACHER	102,487	405
GREIG, K	TEACHER	83,997	409
GRESKO, B	TEACHER	77,557	75
GREWAL, R	TEACHER	97,867	
GRIFFING, D	TEACHER	98,355	
GRISDALE, B	TEACHER	94,260	100
GROBMAN, E	TEACHER	92,083	
GROUMOUTIS, E	TEACHER	100,142	205
GUEST, G	TEACHER	100,125	144
GUIDONE, I	TEACHER	91,555	50
GUZZO, P	TEACHER	95,961	
HAAVE, S	TEACHER	97,675	
HAENSEL, L	TEACHER	97,867	130
HAGARTY, N	TEACHER	83,381	1,637
HAMILTON COOK, R	MANAGER - MARKETING INTERNATIONAL EDUCATION	125,857	35,130 (1)
HAMILTON, C	TEACHER	93,303	
HAMM, A	TEACHER	81,753	169
HANSEN, M	TEACHER	78,575	
HANSEN, R	TEACHER	85,519	
HANSEN, T	TEACHER	98,932	

**SCHOOL DISTRICT NO. 38 (RICHMOND)**

**Statement of Financial Information (SOFI)**

**Fiscal Year Ended June 30, 2022**

**SCHEDULE OF EMPLOYEE REMUNERATION AND EXPENSES**

<b>NAME</b>	<b>Position</b>	<b>TOTAL REMUNERATION</b>	<b>TOTAL EXPENSES</b>
HARRINGTON, S	PRINCIPAL	142,302	250
HARRINGTON, S A	TEACHER	95,986	399
HARRIS, B	TEACHER	84,336	16
HARRISON, E	TEACHER	88,730	
HARRISON, R	TEACHER	89,915	
HARVEY, C	TEACHER	95,961	
HAWKE, D	TEACHER	97,883	110
HAYLETT, S	COUNSELLOR	104,735	718
HAYRE, S	TEACHER	95,961	
HAYWARD, S	TEACHER	75,112	155
HEBB, A	TEACHER	76,955	14
HEBRON, R	TEACHER	97,883	
HENDERS, K	TEACHER	95,577	
HENDERSON, D	TEACHER	76,648	
HENDERSON, E	TEACHER	97,462	143
HENDRIX, J	TEACHER	88,051	31
HENRICKSON, M	TEACHER	87,025	
HEROLD, X	TEACHER	95,517	
HEWAMUDALIGE, N	TEACHER	97,867	1,669
HIGO, J	DISTRICT PRINCIPAL	153,679	682
HIKIDA, M	TEACHER	107,272	
HIKIDA, R	TEACHER	107,192	
HILL, M	TEACHER	95,977	14
HILLMAN, I	CUPE PRESIDENT	85,150	28 (5)
HINKS, K	TEACHER	96,589	
HISLOP, B	TEACHER	83,046	
HIXT, K	TEACHER	95,977	100
HO, C	TEACHER	97,107	103
HO, D	TEACHER	89,312	
HO, E	TEACHER	82,304	126
HO, F	TEACHER	90,737	75
HO, J	MANAGER - ENERGY AND SUSTAINABILITY	119,231	5,205
HOATH, M	VICE PRINCIPAL	140,119	
HOATH, N	TEACHER	95,160	104
HOCKING, W	TEACHER	99,340	
HOCKLEY, B	TEACHER	90,326	143
HOEGLER, S	DIRECTOR - EMPLOYEE RELATIONS	136,204	709
HOLDEN, J	TEACHER	89,296	
HOM, L	TEACHER	97,562	115
HORNOFLUK, C	TEACHER	95,961	
HOSTA, M	TEACHER	89,312	
HOULE, C	TEACHER	89,296	110

**SCHOOL DISTRICT NO. 38 (RICHMOND)**

**Statement of Financial Information (SOFI)**

**Fiscal Year Ended June 30, 2022**

**SCHEDULE OF EMPLOYEE REMUNERATION AND EXPENSES**

<b>NAME</b>	<b>Position</b>	<b>TOTAL REMUNERATION</b>	<b>TOTAL EXPENSES</b>
HOUSE, S	TEACHER	95,961	
HOWLETT, K	TEACHER	101,452	25
HSU, E	TEACHER	97,883	2,179
HSUEH, J	TEACHER	98,203	
HTAN, L	TEACHER	95,977	100
HUANG, A	COORDINATOR - INTERNATIONAL EDUCATION	92,168	317
HUANG, J	TEACHER	92,771	100
HUDSON, S	TEACHER	95,908	75
HUI, S	VICE PRINCIPAL	129,174	58
HUNG, A	TEACHER	95,961	12
HUNT, T	TEACHER	95,977	40
HUNTER MOGG, A	TEACHER	77,358	184
HUNTER, A	TEACHER	89,296	100
HUNTER, K	COUNSELLOR	96,187	351
HUNTER, M	TEACHER	95,561	100
HURST, L	PRINCIPAL	142,302	526
HWU, M	TEACHER	79,059	97
HYRMAN, R	TEACHER	97,682	5
IBBOTT, K	TEACHER	93,741	1,363
IMAGAWA, T	TEACHER	85,332	
INGHAM, N	TEACHER	83,501	5
INNIGER, C	TEACHER	82,321	100
IOANNIDIS, E	COUNSELLOR	104,717	560
IP, C	TEACHER	79,838	159
IRANI, T	VICE PRINCIPAL	131,545	339
IRSHAD, A	TEACHER	97,883	54
IWATA, N	TEACHER	108,487	
JACKSON, C	TEACHER	95,961	85
JACKSON, S	TEACHER	95,977	
JACKSON, T	COORDINATOR - HUMAN RESOURCES	75,516	556
JAKOVAC, J	TEACHER	89,312	
JAMES, W	TEACHER	95,577	
JANG, AN	SENIOR PROGRAMMER ANALYST	100,696	2,282
JANG, AU	TEACHER	96,514	114
JANG, J	ASSISTANT MANAGER - PURCHASING	85,397	493
JANMOHAMED, S	ASSISTANT MANAGER - HUMAN RESOURCES	88,776	404
JANZ, R	TEACHER	89,312	100
JANZEN, C	TEACHER	88,912	100
JARVIS, T	TEACHER	100,125	
JASWAL, S	PRINCIPAL	149,905	14
JAYARAJAH, S	COUNSELLOR	99,729	275
JEFFREY, J	TEACHER	97,229	112

**SCHOOL DISTRICT NO. 38 (RICHMOND)**

**Statement of Financial Information (SOFI)**

**Fiscal Year Ended June 30, 2022**

**SCHEDULE OF EMPLOYEE REMUNERATION AND EXPENSES**

NAME	Position	TOTAL REMUNERATION	TOTAL EXPENSES
JENSEN, A	TEACHER	79,206	50
JENSEN, R	TEACHER	98,209	240
JERONIMO, L	TEACHER	81,291	297
JOHAL, R	DIRECTOR - INSTRUCTION - LEARNING SERVICES	148,392	4,338 (4)
JOHAL, T	TEACHER	99,981	452
JOHNS, R	TEACHER	99,912	
JOHNSEN, H	TEACHER	85,208	
JOHNSON, D	TEACHER	78,562	75
JOHNSON, K	TEACHER	95,039	
JOINVILLE, C	TEACHER	97,867	31
JONES, A	TEACHER	99,347	221
JOSEPH, N	TEACHER	99,841	317
JUHASZ, W	PRINCIPAL	142,302	531
JULE, C	PRINCIPAL	149,730	473
KAERNE-WEDDERBURN, K	TEACHER	80,589	91
KAILLEY, R	TEACHER	97,867	
KAMIDE, N	PRINCIPAL	165,905	97
KANDA, R	TEACHER	97,484	
KANDOLA, R	TEACHER	97,798	
KATO, A	TEACHER	89,312	95
KAWAMURA, S	TEACHER	88,652	
KEILLOR, E	TEACHER	87,932	
KEIRN, C	TEACHER	99,001	91
KELLY, J	TEACHER	99,357	34,078 (2)
KENAKIN, L	TEACHER	89,312	
KENG, D	TEACHER	94,204	1,146
KHAN, A	TEACHER	79,383	75
KHARE, D	TEACHER	78,575	
KHO, S	TEACHER	97,884	23
KHOO, B	TEACHER	89,296	91
KHOO, M	DIRECTOR - INSTRUCTION - CONTINUING EDUCATION	178,724	1,397
KIM, A	TEACHER	97,867	
KIM, H	TEACHER	76,955	
KIM, I	TEACHER	80,209	17
KINGSLAND, A	BUDGET ANALYST	86,134	1,587
KIPPAN, J	TEACHER	100,125	155
KIPPAN, T	TEACHER	96,284	155
KISA, N	TEACHER	91,226	100
KLEIN, P	TEACHER	95,977	40
KLOMP, K	TEACHER	76,769	
KLOSE, R	TEACHER	94,636	
KNIGHT, J	TEACHER	97,883	

**SCHOOL DISTRICT NO. 38 (RICHMOND)**

**Statement of Financial Information (SOFI)**

**Fiscal Year Ended June 30, 2022**

**SCHEDULE OF EMPLOYEE REMUNERATION AND EXPENSES**

NAME	Position	TOTAL REMUNERATION	TOTAL EXPENSES
KOHLI, S	TEACHER	80,644	
KOHUT, R	TEACHER	97,867	271
KOHUT-JONES, A	TEACHER	99,253	762 (3)
KOLOSOFF, C	TEACHER	97,883	33
KOO, J	TEACHER	78,294	50
KOO, S	TEACHER	75,046	
KORBER, M	TEACHER	91,253	
KOS, G	TEACHER	113,176	80
KOSAR, J	TEACHER	100,125	
KOWALL, F	TEACHER	97,067	1,516
KOWAL-SEAFOOT, N	TEACHER	89,521	100
KOZLOWSKI, L	COMPUTER SYSTEMS TECHNOLOGISTS	93,431	673
KRIPPS, G	TEACHER	89,312	116
KROEKER, M	TEACHER	98,075	
KRUK, H	TEACHER	89,312	
KULLMAN, M	TEACHER	97,467	
KUSCH, N	PRINCIPAL	134,715	
KUSEC, E	TEACHER	98,075	
KWAN, L	TEACHER	96,381	40
KWAN, M	TEACHER	89,296	40
KWAN, M W	TEACHER	91,283	8
KWON, A	PRINCIPAL	147,750	467
KY, E	TEACHER	75,776	99
LA PIERRE, C	TEACHER	97,861	50
L'ABBE, M	TEACHER	76,619	136
LACKNER, A	TEACHER	87,317	
LACOURTAS, R	VICE PRINCIPAL	124,928	90
LAI, J	TEACHER	77,812	
LAI, S	VICE PRINCIPAL	124,875	549
LAING, R	EXECUTIVE DIRECTOR - LEARNING/BUSINESS	199,304	5,273
LAITINEN, A	TEACHER	105,564	
LAL, R	TRADES FOREPERSON	84,805	569
LALONDE, T	TEACHER	89,312	75
LAM, A	TEACHER	97,467	
LAM, N	TEACHER	75,313	104
LAM, P	TEACHER	79,104	193
LANG, C	TEACHER	80,330	130
LAPOINTE, H	SENIOR ADMINISTRATION ASSISTANT	77,350	
LATU, C	TEACHER/PRINCIPAL	168,467	58
LAU, N	TEACHER	82,652	114
LAUB, S	TEACHER	97,883	85
LAW, J	TEACHER	99,981	110

**SCHOOL DISTRICT NO. 38 (RICHMOND)**

**Statement of Financial Information (SOFI)**

**Fiscal Year Ended June 30, 2022**

**SCHEDULE OF EMPLOYEE REMUNERATION AND EXPENSES**

<b>NAME</b>	<b>Position</b>	<b>TOTAL REMUNERATION</b>	<b>TOTAL EXPENSES</b>
LAXTON, C	TEACHER	84,722	112
LEARY, C	HVAC TECHNICIAN	86,408	126
LECLERC, K	TEACHER	95,977	
LEDESMA GALARZA, L	TEACHER	76,021	75
LEE, A	MANAGER - HEALTH AND SAFETY/WELLNESS	105,013	1,886
LEE, C	TEACHER	99,964	
LEE, E	VICE PRINCIPAL	124,875	227
LEE, G	VICE PRINCIPAL	108,019	153
LEE, JA	TEACHER	97,867	843
LEE, JE	TEACHER	83,719	61
LEE, L	TEACHER	85,545	5
LEE, L T	TEACHER	87,649	14
LEE, M	TEACHER	77,006	
LEE, RA	TEACHER	85,787	
LEE, RO	TEACHER	95,977	100
LEITHMAN, D	TEACHER	85,467	11
LEKAKIS, B	TEACHER	97,884	1,160
LENAHAN, D	TEACHER	97,424	20
LEONG, A	TEACHER	76,047	100
LEONG, H	TEACHER	97,867	514
LESLIE, B	TEACHER	89,303	
LESLIE, J	PRINCIPAL	153,650	1,030
LESSOWAY, D	TEACHER	97,883	75
LEUNG, B	TEACHER	89,296	110
LEUNG, J L	TEACHER	80,037	
LEUNG, JA	TEACHER	95,977	803
LEUNG, JU	TEACHER	83,036	
LEUNG, K	TEACHER	97,867	15
LEUNG, L	VICE PRINCIPAL	131,545	670
LEUNG, M	TEACHER	82,215	16
LEUNG, S	COORDINATOR - CE PROGRAM	98,080	495
LEW, L	TEACHER	86,053	116
LEWRY, P	TEACHER	97,883	723
LI, C	MANAGER - MARKETING INTERNATIONAL EDUCATION	140,733	1,663
LI, K	VICE PRINCIPAL	124,875	374
LI, M	TEACHER	80,027	155
LI, N	TEACHER	82,072	77
LI, P	TEACHER	86,275	85
LIANG, L	TEACHER	109,886	711
LIAO, E	TEACHER	78,278	70
LI-HINDSON, A	TEACHER	95,977	5
LIM, L	TEACHER	112,101	230

**SCHOOL DISTRICT NO. 38 (RICHMOND)**

**Statement of Financial Information (SOFI)**

**Fiscal Year Ended June 30, 2022**

**SCHEDULE OF EMPLOYEE REMUNERATION AND EXPENSES**

<b>NAME</b>	<b>Position</b>	<b>TOTAL REMUNERATION</b>	<b>TOTAL EXPENSES</b>
LIM, T	TEACHER	94,156	100
LIM-FONG, B	TEACHER	97,883	736
LIN, G	TEACHER	81,717	87
LIN, J	TEACHER	95,977	142
LIN, K	PRINCIPAL	126,243	851
LIN, S	TEACHER	116,851	118
LIN, W	TEACHER	97,883	110
LINDSAY, J	TEACHER	97,883	37
LING, J	TEACHER	97,867	75
LIPMAN, D	TEACHER	99,357	75
LITTLEWOOD, A	TEACHER	98,647	
LIU, J	TEACHER	78,863	
LIU, M	TEACHER	97,883	75
LIVINGSTON, A	VICE PRINCIPAL	124,875	813
LIVINGSTON, M	PRINCIPAL	124,875	845
LJUNGBERG, P	TEACHER	99,013	209
LO, L	TEACHER	76,635	
LO, M	TEACHER	97,867	
LOAT, C	CURRICULUM COORDINATOR	109,145	1,289
LOAT, S	PRINCIPAL	142,302	6,783
LOCK, G	TEACHER	97,867	1,243
LOCKHART, T	CURRICULUM COORDINATOR	107,672	970
LOONEY, S	TEACHER	104,315	
LOREN, S	TEACHER	98,957	120
LORENZ, S	TEACHER	82,024	
LOU, J	TEACHER	97,883	130
LOW, D	TEACHER	97,867	
LOZOVSKY BURNS, N	TEACHER	88,912	
LUCHENE, S	TEACHER	89,296	41
LUI, K	TEACHER	101,036	
LUICK, P	TEACHER	95,779	5
LUK, A	TEACHER	100,113	
LUK, J	TEACHER	76,729	73
LUM, L	TEACHER	95,960	2,059
LUM, P	TEACHER	78,562	
LUPINI, A	TEACHER	77,622	75
LYSENG, K	TEACHER	97,867	
MA, E	TEACHER	97,867	
MA, T	TEACHER	95,976	27
MACDONALD, A	TEACHER	89,815	8
MACDONALD, D	VICE PRINCIPAL	131,545	819
MACDONALD, R	TRADES FOREPERSON	107,038	



**SCHOOL DISTRICT NO. 38 (RICHMOND)**

**Statement of Financial Information (SOFI)**

**Fiscal Year Ended June 30, 2022**

**SCHEDULE OF EMPLOYEE REMUNERATION AND EXPENSES**

NAME	Position	TOTAL REMUNERATION	TOTAL EXPENSES
MACDONALD, S	TEACHER	96,888	100
MACKAY, L	TEACHER	97,867	1,942
MACKENZIE, D	GROUND SERVICE WORKER	82,346	23
MACLAREN, L	TEACHER	92,881	118
MACLEOD, H	TEACHER	97,883	131
MACMILLAN, J	EXECUTIVE DIRECTOR - LEARNING SERVICES	183,987	4,927 (4)
MACNEIL, S	TEACHER	95,977	104
MAH, A	TEACHER	91,520	129
MAH, J	TEACHER	95,961	130
MAH, R	TEACHER	79,708	75
MAHLI, G	TEACHER	97,874	75
MAHLI, H	VICE PRINCIPAL	102,897	
MAIKA, R	TEACHER	89,312	155
MAINVILLE, J	TEACHER	94,435	180
MAIS, S	TEACHER	96,979	83
MAJOR, T	PRINCIPAL/DISTRICT PRINCIPAL - HUMAN RESOURCES	147,972	7,713
MAKARENKO, O	TEACHER	95,961	
MALCHY, J	TEACHER	98,236	
MAMONLUK, R	TEACHER	91,264	60
MANDER, B	TEACHER	96,579	130
MANN, D	COORDINATOR - TRANSPORTATION	81,919	
MANSAHIA, S	TEACHER	88,653	100
MAR, C	TEACHER	89,312	
MARCO, T	TEACHER	97,883	
MARIN, O	TEACHER	93,033	214
MARKUSOFF, L	TEACHER	94,698	50
MARR, G	TEACHER	97,867	100
MARSIC, F	TEACHER	102,690	
MARTIN, V	TEACHER	77,839	64
MARTYNIUK, K	TEACHER	79,626	105
MARVIN, K	TEACHER	81,625	75
MASON, A	TEACHER	91,393	85
MASON, R	PRINCIPAL	142,302	419
MATHERS, S	TEACHER	83,052	104
MATHUR, A	TEACHER	95,977	167
MAURICE, J	TEACHER	97,867	51
MAYAN, B	TEACHER	89,296	130
MCBURNEY, J	TEACHER	97,883	
MCBURNEY, M	TEACHER	98,219	19
MCBURNEY, P	TEACHER	119,338	503
MCCALLUM, M	PRINCIPAL	142,302	429
MCCALLUM, N	TEACHER	84,715	37

**SCHOOL DISTRICT NO. 38 (RICHMOND)**

**Statement of Financial Information (SOFI)**

**Fiscal Year Ended June 30, 2022**

**SCHEDULE OF EMPLOYEE REMUNERATION AND EXPENSES**

<b>NAME</b>	<b>Position</b>	<b>TOTAL REMUNERATION</b>	<b>TOTAL EXPENSES</b>
MCCASKILL, L	TEACHER	95,977	130
MCCLELLAN, T	TEACHER	82,704	110
MCCOLL, L	PRINCIPAL	124,875	205
MCCORMICK, C	TEACHER	76,923	
MCCRACKEN, T	TEACHER	104,353	(6)
MCCUAIG, J	TEACHER	79,833	185
MCDOWELL, D	TEACHER	89,312	
MCFADYEN, J	PRINCIPAL	165,905	391
MCGREGOR, D	TEACHER	78,710	
MCINTOSH, S	TEACHER	89,312	11,900 (3)
MCKECHNIE, J	TEACHER	76,996	
MCKEE, E	TEACHER	96,031	100
MCKENNA, F	TEACHER	97,867	114
MCKITTRICK, A	TEACHER	89,312	100
MCLELLAN, C	TEACHER	97,658	110
MCLEOD, F	TEACHER	93,608	105
MCNEE, K	TEACHER	91,409	150
MCPHERSON, M	TEACHER	97,675	105
MEANEY, F	TEACHER	95,977	
MEDENWALDT, M	TEACHER	97,883	136
MEI, L	TEACHER	97,867	87
MEIER, B	TEACHER	95,977	
MERALLI, F	TEACHER	110,280	97
MERAW, M	TEACHER	90,869	
MERGENS, D	TEACHER	93,015	16
MESIC, R	TEACHER	95,977	321
MEYBURGH, S	TEACHER	97,883	
MEYER, G	TEACHER	89,252	6
MIDTTUN, N	ELECTRICIAN	76,303	569
MIKULIN, M	TEACHER	97,867	110
MILLER, A	TEACHER	91,555	50
MILLER, B E	VICE PRINCIPAL	83,640	14
MILLER, B T	TEACHER	97,883	94
MILLER, D	CURRICULUM COORDINATOR	107,654	
MILLER, K	TEACHER	97,867	87
MILLER, T	TEACHER	84,305	40
MILLS, N	TEACHER	84,027	
MINDESS, K	TEACHER	97,883	2,365
MINUK, E	TEACHER	97,884	603
MIRHOSSEINI, E	TEACHER	89,924	
MISFELDT, C	TEACHER	100,536	123
MITIS, L	TEACHER	92,034	

**SCHOOL DISTRICT NO. 38 (RICHMOND)**

**Statement of Financial Information (SOFI)**

**Fiscal Year Ended June 30, 2022**

**SCHEDULE OF EMPLOYEE REMUNERATION AND EXPENSES**

<b>NAME</b>	<b>Position</b>	<b>TOTAL REMUNERATION</b>	<b>TOTAL EXPENSES</b>
MOHAMMED, S	TEACHER	87,374	40
MONAGHAN, S	TEACHER	89,312	
MONETTE, D	TEACHER	89,296	19
MONGER, C	DISTRICT PRINCIPAL - HUMAN RESOURCES	114,333	359
MOORE, J	TEACHER	77,032	93
MOORHEAD, E	TEACHER	76,544	85
MORGAN, C	TEACHER	100,656	12
MORGAN, J	TEACHER	95,976	217
MORGAN, J D	PSYCHOLOGIST	105,791	1,503
MORLEY, T	TEACHER	99,357	80
MORRISON, P	TEACHER	97,867	24
MOSS, A	TEACHER	88,912	109
MRSIC, A	TEACHER	79,708	125
MUI, M	TEACHER	101,419	75
MUIR, L	TEACHER	95,961	50
MULLIGAN, K	PSYCHOLOGIST	80,498	886
MUNK, P	TEACHER	98,235	65
MURAD, M	TEACHER	99,819	
MURAO, D	TEACHER	89,296	
MURDOCH, J	TEACHER	86,802	
MURRAY, C	TEACHER	82,710	
MURRAY, M	PRINCIPAL	142,302	630 (7)
MUSANI, S	TEACHER	89,312	1,436
MYERS, K	TEACHER	89,127	250
NALLAINATHAN, M	TEACHER	88,548	185
NAQVI, R	TEACHER	80,976	100
NARBETT, K	VICE PRINCIPAL	121,532	368
NARDUZZI, S	TEACHER	100,142	2,175
NASHLUND, N	VICE PRINCIPAL	131,545	308
NASIOPOULOS, A	TEACHER	85,393	
NASO, K	TEACHER	99,641	110
NASO, R	TEACHER	102,728	110
NASU, E	TEACHER	95,977	
NATH, M	TEACHER	81,300	104
NAVIN, N	VICE PRINCIPAL	96,907	786
NEAVES, L	TEACHER	95,721	104
NELSTROP, M	TEACHER	80,184	
NERRETER, M	TEACHER	97,107	200
NEUMAN, K	MANAGER - FACILITIES ADMINISTRATION	93,001	147
NEWTON, D	TEACHER	97,090	104
NG, J	VICE PRINCIPAL	110,051	413
NG, M	TEACHER	99,033	12

**SCHOOL DISTRICT NO. 38 (RICHMOND)**

**Statement of Financial Information (SOFI)**

**Fiscal Year Ended June 30, 2022**

**SCHEDULE OF EMPLOYEE REMUNERATION AND EXPENSES**

<b>NAME</b>	<b>Position</b>	<b>TOTAL REMUNERATION</b>	<b>TOTAL EXPENSES</b>
NGAN, E	TEACHER	95,961	33
NGO, J	SENIOR MANAGER - HUMAN RESOURCES	111,640	2,423
NGO, K	TEACHER	95,977	75
NGO, T	VICE PRINCIPAL	131,545	487
NIKSIRAT, R	HVAC TECHNICIAN	80,763	
NISHI, A	TEACHER	97,882	111
NISHI, J	TEACHER	98,630	
NISTOR, R	TEACHER	95,177	114
NIXON, N	PSYCHOLOGIST	103,935	2,042
NORMAN, T	VICE PRINCIPAL	118,187	175
NORTHWAY, P	PLUMBER	77,647	590
NOVAKOWSKI, J	TEACHER	97,883	1,142
NOWAK, S	TEACHER	98,236	
NUNN, L	TEACHER	97,884	80
O'KANE, J	TEACHER	95,561	145
OLCAY, U	MANAGER - FACILITIES PLANNING	110,174	2,068
OLLEK, S	TEACHER	99,981	452
ORZEN, C	VICE PRINCIPAL	112,055	1,812
O'TOOLE, T	TEACHER	95,977	1,565
OYE, J	TEACHER	82,310	45
OZLA, D	TEACHER	100,462	462
PADMANABHAN, A	TEACHER	98,801	110
PAIGER, K	TEACHER	88,896	
PANTALEO, B	TEACHER	76,635	
PANTALEO, K	PRINCIPAL	142,302	759
PANTALEO, V	TEACHER	82,186	129
PARHAR, J	TEACHER	89,127	5
PARK, D	PRINCIPAL	131,911	358
PARKER, J	TEACHER	97,867	
PARKES, S	TEACHER	83,986	
PARMAR, L	TEACHER	77,701	16
PARTRIDGE, D	VICE PRINCIPAL	159,211	198
PASIN, D	TEACHER	92,084	
PATTERN, M	COORDINATOR - RVS PROGRAM	117,874	469
PATTYSON, L	TEACHER	89,296	75
PAUKOV, S	TEACHER	93,567	100
PAWER, L	TEACHER	97,883	100
PEDERSEN, U	TEACHER	88,595	100
PELAYO, J	PROJECT MANAGER - PLANNING AND DEVELOPMENT	105,070	3,368
PENTLAND, C	TEACHER	97,883	
PEREIRA, P	TEACHER	96,589	17
PERRY-WHITTINGHAM, M	PRINCIPAL	134,860	127

**SCHOOL DISTRICT NO. 38 (RICHMOND)**

**Statement of Financial Information (SOFI)**

**Fiscal Year Ended June 30, 2022**

**SCHEDULE OF EMPLOYEE REMUNERATION AND EXPENSES**

NAME	Position	TOTAL REMUNERATION	TOTAL EXPENSES
PETERS, C	CARPENTER	76,199	105
PETERS, L	TEACHER	99,340	5
PHILLPOTTS, A	TEACHER	99,726	174
PIERCE, A	CURRICULUM COORDINATOR	104,717	8,511 (3)
PIKKARAINEN, A	VICE PRINCIPAL	125,777	986
PIVKO, I	TEACHER	89,312	100
PLUMB, S	PRINCIPAL	142,302	
PLUT, P	TEACHER	99,340	100
PODMOROFF, I	TEACHER	91,409	
POON, R	PRINCIPAL	131,545	314
POONAWALA, K	TEACHER	93,828	
POONI, S	TEACHER	92,965	
POWELL, B	TEACHER	95,918	
PRASHAD, S	TEACHER	95,977	45
PRESWICK, J	TEACHER	97,883	37
PRINCE, T	TEACHER	97,867	145
PRINCIPE, J	TEACHER	94,938	993
QUAN, D	TEACHER	77,250	
QUAN, N	TEACHER	99,357	407
QUEIROGA, G	TEACHER	89,296	
RAKHRA, S	TEACHER	90,235	71
RALLY, C	TEACHER	95,977	
RAM, J	ELECTRICIAN	75,779	
RAMANATHAN, R	TEACHER	89,163	40
RAMBALDINI, A	TEACHER	82,092	
RANA, N	TEACHER	89,296	12
RANISAVLJEVIC, V	TEACHER	88,912	75
RASODA VADHWANA, S	TEACHER	97,883	75
RATCLIFF-BARNES, P	TEACHER	87,606	
RATCLIFFE, M	DISTRICT PRINCIPAL	186,179	1,917
RATZLAFF, D	PRINCIPAL	142,302	715
RAY, B	TEACHER	95,977	
RAY, C	TEACHER	95,977	75
READ, P	TEACHER	89,312	
REDDING, C	TEACHER	79,414	
REED, J	TEACHER	88,404	
REICHERT, R	TEACHER	96,555	338
REID, D	TRADES FOREPERSON	87,809	
REID, G	TEACHER	91,050	
REID, G E	VICE PRINCIPAL	86,065	1,428
REID, S	TEACHER	108,507	
REY, L	TEACHER	88,902	110

**SCHOOL DISTRICT NO. 38 (RICHMOND)**

**Statement of Financial Information (SOFI)**

**Fiscal Year Ended June 30, 2022**

**SCHEDULE OF EMPLOYEE REMUNERATION AND EXPENSES**

<b>NAME</b>	<b>Position</b>	<b>TOTAL REMUNERATION</b>	<b>TOTAL EXPENSES</b>
RICHARDSON, R	TEACHER	89,296	87
RIDDELL, R	TEACHER	97,884	
RIDLEY, A	TEACHER	89,924	
RIKUKAWA, N	TEACHER	95,299	58
RITCHIE, P	TEACHER	108,978	104
RIVA, B	MANAGER - TECHNOLOGY & INFORMATION SYSTEM	112,581	23
ROBERTSON, D	TEACHER	100,136	
ROBINSON, S	SUPERINTENDENT	260,465	7,104
RODRIGUEZ, R	TEACHER	97,883	
ROGERS, C	CARPENTER	75,784	550
ROGERS, J	TEACHER	97,796	100
ROLLINS, H	PRINCIPAL	142,302	1,025
ROLLO, C	TEACHER	76,838	
ROMAS, J	TEACHER	98,996	
ROONEY, J	PRINCIPAL	142,302	1,794
ROSE, C	TEACHER	95,977	100
ROSE, T	TEACHER	89,312	
ROST KOMIYA, A	TEACHER	87,514	75
ROY, S	PRINCIPAL	158,302	418
ROYEA, J	TEACHER	97,883	75
RUBIO, A	CURRICULUM COORDINATOR	107,672	475
RUSKEY, L	TEACHER	95,967	84
RUSSO, C	TEACHER	97,707	100
RUTHERFORD, J	TEACHER	99,337	
RYAN, J	TEACHER	96,419	66
RYAN, M	TEACHER	96,419	100
RYAN, R	DEPUTY SUPERINTENDENT	208,168	5,729
SADLER, D	DIRECTOR - COMMUNICATIONS MARKETING	147,754	5,575
SAHOTA, K	TEACHER	89,296	100
SAHOTA, S	TEACHER	95,977	75
SAINAS, A	TEACHER	100,774	
SALA, A	PRINCIPAL	124,875	5,078
SALTEL, J	TEACHER	95,960	20
SAM, D	TEACHER	97,883	100
SAMRA, A	TEACHER	89,302	75
SANDERS, J	TEACHER	89,838	173
SANDHU, B	TEACHER	108,080	169
SANDHU, H	TEACHER	94,304	12
SANGHA, R	TEACHER	107,230	
SANGRA, R	TEACHER	102,468	
SANTOS COX, L	TEACHER	95,976	19
SARAGOCA, L	TEACHER	104,983	114

**SCHOOL DISTRICT NO. 38 (RICHMOND)**

**Statement of Financial Information (SOFI)**

**Fiscal Year Ended June 30, 2022**

**SCHEDULE OF EMPLOYEE REMUNERATION AND EXPENSES**

<b>NAME</b>	<b>Position</b>	<b>TOTAL REMUNERATION</b>	<b>TOTAL EXPENSES</b>
SAVORY, N	DISTRICT PRINCIPAL	153,118	1,164
SCHARF, L	VICE PRINCIPAL	124,875	74
SCHARF, L D	TEACHER	95,977	75
SCHIEFER, B	TEACHER	89,386	44
SCHLESIGER, G	TEACHER	89,296	25
SCHMIDT, R	TEACHER	89,296	
SCHNEEBELI, B	TEACHER	100,642	
SCHULZ, L	PRINCIPAL	142,302	487
SCHWARTZ, L	PRINCIPAL	134,700	587
SCOTEN, B	TEACHER	75,878	64
SCOTT, C	TEACHER	90,290	371
SCOTT, D	TEACHER	95,961	25
SEI, A	TEACHER	95,961	
SEIBT, R	HVAC TECHNICIAN	80,253	
SEIFERT, T	TEACHER	86,388	
SELF, P	TEACHER	95,603	50
SELLITTI, P	COUNSELLOR	104,717	787
SEMINUTIN, N	TEACHER	95,977	
SENA, G	TEACHER	88,660	40
SEO, G	APPLICATION DEV/DATABASE ADMINISTRATION	80,564	
SEPHTON, S	DIRECTOR - INTERNATIONAL EDUCATION	161,986	24,561 (1)
SFERRA, M	TEACHER	97,932	122
SHACKLES, S	TEACHER	89,127	22
SHAH, H	ASSISTANT MANAGER - HEALTH AND SAFETY/WELLNESS	90,617	1,126
SHAKUR, S	TEACHER	75,419	
SHARKEY, M	TEACHER	88,420	
SHARMA, A	TEACHER	89,312	
SHEARER, A	TEACHER	97,083	40
SHELLING, A	TEACHER	97,436	
SHEN, W	EXECUTIVE ASSISTANT	115,708	573
SHEPPARD, T	TEACHER	97,857	240
SHIM, J	TEACHER	86,130	8
SHIN, P	TEACHER	77,034	85
SHU, S	TEACHER	81,037	126
SHUTO, T	PRINCIPAL	129,788	340
SIDHU GREWAL, R	TEACHER	81,043	
SIDHU, K	TEACHER	107,672	923
SIDHU, P	APPLICATION DEV/DATABASE ADMINISTRATION	81,385	
SIDHU, S	TEACHER	95,961	40
SIHOTA, G	TEACHER	97,067	
SILVA, N	TEACHER	95,977	100
SIMONSON, G	TEACHER	100,125	75

**SCHOOL DISTRICT NO. 38 (RICHMOND)**

**Statement of Financial Information (SOFI)**

**Fiscal Year Ended June 30, 2022**

**SCHEDULE OF EMPLOYEE REMUNERATION AND EXPENSES**

<b>NAME</b>	<b>Position</b>	<b>TOTAL REMUNERATION</b>	<b>TOTAL EXPENSES</b>
SIMPSON, P	TEACHER	89,312	
SINGH, E	TEACHER	84,038	75
SIPSAS, H	TEACHER	89,312	100
SMITH, N	TEACHER	97,884	155
SNYDER, R	TEACHER	79,649	75
SONG, A	TEACHER	85,387	
SONG, J	TEACHER	82,634	100
SOO, E	TEACHER	97,867	75
SOO, S	TEACHER	94,220	100
SOOCHAN, J	TEACHER	86,974	50
SOOD, M	VICE PRINCIPAL	106,339	119
SOOKOCHEFF, K	TEACHER	97,867	
SOPER, L	TEACHER	89,296	99
SORIANO, M	TEACHER	91,409	
SPROVIERO, R	TEACHER	89,296	13
STAPLETON, E	PRINCIPAL	142,302	
STATHAM, C	TEACHER	97,867	
STEELE, D	TEACHER	87,122	
STENE, J	TEACHER	98,636	14
STEPHENS, R	TEACHER	78,389	
STEPHENSON, E	TEACHER	95,779	5
STEPHENSON, P	TEACHER	94,140	
STEWART, R	MANAGER - MAINTENANCE	88,131	28
STODDARD, J	TEACHER	78,185	
STOLBERG, D	TEACHER	95,961	111
STONE CHARLTON, P	TEACHER	97,867	40
STRACHAN, R	TEACHER	99,838	19
STROH, K	TEACHER	78,048	
STROUD, C	TEACHER	89,296	572
STURTEVANT, N	TEACHER	81,742	164
SUN, H	TEACHER	97,867	
SUNDELL, S	TEACHER	98,996	125
SWAIN, W	TEACHER	80,625	108
SWALI, R	TEACHER	95,961	54
SYED, A	TEACHER	85,126	104
SZE, L	TEACHER	76,047	104
SZELAGOWICZ, D	TEACHER	86,634	
SZETO, S	TEACHER	100,125	230
TABI, E	TEACHER	84,052	
TAKADA, M	TEACHER	111,264	63
TAKASAKI, J	TEACHER	93,225	40
TAM, V	TEACHER	75,835	80



**SCHOOL DISTRICT NO. 38 (RICHMOND)**

**Statement of Financial Information (SOFI)**

**Fiscal Year Ended June 30, 2022**

**SCHEDULE OF EMPLOYEE REMUNERATION AND EXPENSES**

NAME	Position	TOTAL REMUNERATION	TOTAL EXPENSES
TAM, V W	TEACHER	86,037	
TAMANA, S	TEACHER	80,703	
TAN, E	TEACHER	83,882	1,806
TANEMURA, H	TEACHER	97,867	1,393
TANG, D	TEACHER	97,867	100
TANG, J	TEACHER	97,682	66
TANG, S	TEACHER	85,714	14
TANYAG, W	BUILDING SERVICES WORKER	82,154	
TARDIF, V	TEACHER	89,311	
TASAKA, S	TEACHER	78,562	100
TAYLOR, D	TEACHER	89,296	20
TAYLOR, K	TEACHER	97,883	126
TAYLOR, M	TEACHER	85,767	126
TAYLOR, T	TEACHER	84,665	83
TEIXEIRA, L	TEACHER	89,302	175
TEN-POW, D	PRINCIPAL	142,302	382
TEN-POW, E	TEACHER	96,352	104
THACKWRAY, P	TEACHER	102,728	1,179
THAM, D	TEACHER	81,259	16
THESIGER, J	TEACHER	85,434	75
THIESSEN, G	TEACHER	81,552	97
THINGHUUS, A	TEACHER	100,142	269
THOM, M	TEACHER	99,948	1,441
THOMAS, B	TEACHER	97,883	
THOMAS, C	TEACHER	95,977	100
THOMAS, D	TEACHER	82,262	
THOMAS, L	CURRICULUM COORDINATOR	107,672	5,589 (2)
THOMAS, P	TEACHER	94,699	
THOMAS, S	TEACHER	97,867	50
THOMPSON, B	DIRECTOR - INSTRUCTION - LEARNING SERVICES	166,318	6,245 (4)
THOMPSON, J E	TEACHER	88,497	38
THOMPSON, J G	TEACHER	82,026	135
THOMSON, J	COUNSELLOR	103,629	413
THOMSON, N	TEACHER	95,577	100
THORVALDSON, A	TEACHER	88,737	38
THWAITS, S	TEACHER	97,883	
TILLOTSON, B	TEACHER	89,312	
TILLOTSON, S	TEACHER	89,312	16
TIMMINS, M	PRINCIPAL	149,905	246
TING, H	TEACHER	97,867	50
TOLFO, O	COUNSELLOR	104,735	528
TOLLEY, A	TEACHER	96,667	

**SCHOOL DISTRICT NO. 38 (RICHMOND)**

**Statement of Financial Information (SOFI)**

**Fiscal Year Ended June 30, 2022**

**SCHEDULE OF EMPLOYEE REMUNERATION AND EXPENSES**

<b>NAME</b>	<b>Position</b>	<b>TOTAL REMUNERATION</b>	<b>TOTAL EXPENSES</b>
TOLMAN, J	TEACHER	95,560	112
TONG, E	TEACHER	76,025	
TONG, J	TEACHER	95,745	
TOOR, M	ASSISTANT MANAGER - CYBER SECURITY	94,186	325
TOVEY, A	TEACHER	97,867	
TRACK, D	TEACHER	77,250	100
TRAHEY, J	TEACHER	89,312	130
TRAIL, L	TEACHER	78,562	100
TRAINOR, A	TEACHER	79,827	75
TREWIN, D	TEACHER	95,961	100
TREWIN, G	TEACHER	95,577	
TSANG, A	MANAGER - MARKETING INTERNATIONAL EDUCATION	89,269	394
TSANG, E	TEACHER	88,896	50
TSANG, Y	TEACHER	90,425	
TSE, S	VICE PRINCIPAL	102,773	505
TSUI, B	TEACHER	97,867	1,532
TUASON, A	TEACHER	96,107	45
TUNG, K	TEACHER	77,249	100
TURNBULL, L	TEACHER	97,884	5
TURNER, A	TEACHER	104,735	
TWYFORD, M	TEACHER	78,673	
UBIAL, T	TEACHER	79,509	16
UNGER, D	PRINCIPAL	142,302	53
UYENO, R	SECRETARY-TREASURER	113,317	194
VADIVU SHANMUGHA, V	TEACHER	97,883	1,547
VAKAKIS, D	TEACHER	100,216	20
VALENTINO, D	TEACHER	89,136	50
VALIQUETTE, L	TEACHER	97,883	85
VALIQUETTE, N	TEACHER	76,700	89
VAN DEVENTER, L	TEACHER	86,476	1,136
VAN VUGT, G	TEACHER	95,977	20
VAN WYNSBERGHE, B	TEACHER	97,883	
VARGAS CRUZ, D	TEACHER	95,977	
VARGHESE, A	PRINCIPAL	142,302	6,576
VAUGHAN, A	PRINCIPAL	134,234	499
VEILLEUX, I	TEACHER	99,340	
VERKADE, L	TEACHER	95,577	
VERMA, D	TEACHER	104,777	
VERNIER, A	TEACHER	97,086	100
VERNIER, J	TEACHER	99,748	905
VERNON, C	TEACHER	95,961	
VERSTER, J	TEACHER	94,660	100

**SCHOOL DISTRICT NO. 38 (RICHMOND)**

**Statement of Financial Information (SOFI)**

**Fiscal Year Ended June 30, 2022**

**SCHEDULE OF EMPLOYEE REMUNERATION AND EXPENSES**

<b>NAME</b>	<b>Position</b>	<b>TOTAL REMUNERATION</b>	<b>TOTAL EXPENSES</b>
VERVERGAERT, R	TEACHER	98,996	34
VI, J	TEACHER	90,425	35
VICTORIA, C	TEACHER	97,883	
VIET, M	ELECTRICIAN	78,003	464
VINES, K	VICE PRINCIPAL	124,875	445
VINT, R	TEACHER	104,203	4,214
VOLODARSKY, L	PSYCHOLOGIST	104,735	760
WADDEL, D	COMPUTER SYSTEMS TECHNOLOGISTS	77,125	
WAIYAKI, L	ASSISTANT MANAGER - PURCHASING	92,079	15
WALKER, M	TEACHER	91,522	
WALKER, W	PRINCIPAL	157,506	329
WALLACE, D	TEACHER	95,977	
WALLACE, K	PRINCIPAL	142,302	6,414
WALLACE, M	TEACHER	95,977	
WALLISER, R	TEACHER	97,867	50
WANG, J	TEACHER	95,977	10
WANG, M	TEACHER	102,680	
WANG, X	SECRETARY-TREASURER	170,675	6,385
WANG, XI	TEACHER	107,494	65
WANG, Y	TEACHER	89,296	110
WARBINEK, A	TEACHER	91,720	
WARD, M	VICE PRINCIPAL	124,875	
WARD, T	TEACHER	87,608	104
WATANABE, Y	TEACHER	94,627	100
WATTS, K	TEACHER	89,312	
WAUGH, C	TEACHER	89,312	40
WEIDMAN, L	TEACHER	100,338	
WEIL, F	TEACHER	97,883	105
WENGLOWSKI, S	TEACHER	97,867	31 (6)
WEST, C	TEACHER	97,223	89
WESTERGAARD, B	TEACHER	95,977	
WHITE, L	TEACHER	97,353	285
WIDDESS, N	PRINCIPAL	142,302	57
WILDING, P	TEACHER	101,764	920
WILKINS, K	MANAGER - MAINTENANCE, PLANNING & IMPROVEMENT	97,496	3,100
WILKINSON, C	TEACHER	97,867	100
WILMS, B	TEACHER	98,496	96
WILSON, C	TEACHER	97,867	
WILSON, J	TEACHER	97,883	100
WILSON, P	TEACHER	95,017	146
WILSON, S	TEACHER	95,961	89
WINKELMAN, G	TEACHER	97,883	35

**SCHOOL DISTRICT NO. 38 (RICHMOND)**

**Statement of Financial Information (SOFI)**

**Fiscal Year Ended June 30, 2022**

**SCHEDULE OF EMPLOYEE REMUNERATION AND EXPENSES**

<b>NAME</b>	<b>Position</b>	<b>TOTAL REMUNERATION</b>	<b>TOTAL EXPENSES</b>
WINOGRAD, M	VICE PRINCIPAL	112,407	164
WINTERWERB, M	TRADES FOREPERSON	92,116	
WISE, S	TEACHER	95,961	
WOLBERS, C	TEACHER	76,380	100
WOLFE, M	TEACHER	92,987	
WONG, B	TEACHER	77,542	
WONG, C	TEACHER	101,714	105
WONG, C V	TEACHER	95,977	100
WONG, HU	PRINCIPAL	142,302	83
WONG, HA	TEACHER	95,960	
WONG, J	TEACHER	78,754	80
WONG, J A	TEACHER	88,528	100
WONG, L	TEACHER	86,060	443
WONG, M	PRINCIPAL	129,788	
WONG, N	TEACHER	117,012	100
WONG, S	TEACHER	79,358	105
WOO, O	TEACHER	89,452	100
WOOD, M	TEACHER	97,883	31
WU, E	TEACHER	96,091	50
WYATT, S	TEACHER	97,884	110
YAJIMA, K	TEACHER	82,944	40
YAM, M	TEACHER	80,560	40
YAMAMOTO, M	TEACHER	79,036	75
YAMAMOTO, T	TEACHER	97,867	
YANG, W	TEACHER	82,545	80
YASUI, L	TEACHER	90,441	80
YAU, A	TEACHER	97,883	114
YEN, H	TEACHER	76,093	
YESAKI, S	TEACHER	95,772	100
YEUNG, J	TEACHER	97,410	190
YICK, S	TEACHER	89,312	75
YIM, N	TEACHER	97,883	75
YIP, B	TEACHER	95,274	
YIU, C	TEACHER	75,655	100
YIU, J	TEACHER	79,010	
YODOGAWA, M	TEACHER	88,066	225
YONATHAN, C	TEACHER	81,749	
YONG, G	TEACHER	89,296	
YOO, R	TEACHER	78,706	
YORK, K	MANAGER - HOMESTAY	88,413	281
YOSHIMARU, A	TEACHER	76,648	
YOUNG, L	TEACHER	78,175	

**SCHOOL DISTRICT NO. 38 (RICHMOND)**

**Statement of Financial Information (SOFI)**

**Fiscal Year Ended June 30, 2022**

**SCHEDULE OF EMPLOYEE REMUNERATION AND EXPENSES**

NAME	Position	TOTAL REMUNERATION	TOTAL EXPENSES
YOUNG, R A	TEACHER	107,635	
YOUNG, R D	TEACHER	97,867	
YU, C	TEACHER	89,296	
YU, E	TEACHER	99,357	
YUEN, H	TEACHER	97,883	40
YUEN, J	TEACHER	91,123	118
YUEN, P	TEACHER	86,907	669
YUEN, T	TEACHER	95,977	50
ZADOROZNY, R	TEACHER	95,960	
ZAINE, K	TEACHER	93,155	422
ZANIKOS, M	TEACHER	117,370	
ZARCHIKOFF, A	PRINCIPAL	142,302	333
ZAWADA, L	TEACHER	89,312	
ZEE, S	TEACHER	97,403	179
ZEKULIN, A	TEACHER	89,311	227
ZHAO, J	TEACHER	109,868	
ZHURAVLEV, T	TEACHER	98,155	110
ZIMMERMAN, R	TEACHER	95,961	
<b>TOTAL EMPLOYEE WITH EARNINGS OVER \$75,000</b>		<b>\$ 108,739,500</b>	<b>\$ 447,317</b>
<b>TOTAL EMPLOYEE WITH EARNINGS UNDER \$75,000</b>		<b>\$ 85,870,088</b>	<b>\$ 171,309</b>
<b>TOTAL REMUNERATION PAID</b>		<b>\$ 194,609,588</b>	<b>\$ 618,625</b>

For the year ended June 30, 2022, the Employers' portion of Employment  
Insurance and Canada Pension Plan Premiums totaled \$10,843,536

- (1) Travel expenses for International Student Recruitment
- (2) Travel expenses for POPEY Staff
- (3) Travel expenses for POPDB Staff
- (4) Expenses for Learning Services Staff
- (5) 50% Recovered by CUPE
- (6) 100% Recovered by Richmond Teachers Association
- (7) 20% Recovered by Richmond Association of School Administrators
- (8) 80% Recovered by University of British Columbia

**School District #38 (Richmond)**  
**Statement of Financial Information (SOFI)**

**Fiscal Year Ended June 30, 2022**

**STATEMENT OF SEVERANCE AGREEMENTS**

There were four severance agreements under which payment commenced between School District No. 38 (Richmond) and its non-unionized employees during the fiscal year ended June 30, 2022. These agreements represent two to eighteen months of compensation.

**SCHOOL DISTRICT NO. 38 (RICHMOND)****Statement of Financial Information (SOFI)****Fiscal Year Ended June 30, 2022****SCHEDULE OF PAYMENTS FOR THE PROVISION OF GOODS & SERVICES**

<b>NAME</b>	<b>AMOUNT</b>
ADEMCO III, LTD.	33,388
ADVANCED SYSTEMS ROOFING	54,401
AGENCIES W. PELLETIER (1980) INC	55,740
ALIGNED FLOOR COVERING	46,074
ALLMAR INC.	42,357
AMAZON	260,687
AMERESCO	67,121
ANDREW SHERET LIMITED	83,547
ANIXTER CANADA INC	76,845
APPLE CANADA	1,119,323
ARCTIC AIR CONDITIONING LTD.	43,884
ATC CONSULTING INC.	31,517
BAKAU CONSULTING	40,425
BARAGAR ENTERPRISES LTD.	30,618
BC HYDRO	1,742,158
BC SCHOOL TRUSTEES ASSOCIATION	74,241
BELL CANADA	62,763
BELL MOBILITY INC.	211,549
BRIGHT CAN-ACHIEVE LIMITED	27,428
BUNZL	920,309
CALM	31,179
CANADA POST CORPORATION	36,469
CANSTAR RESTORATIONS LP	90,597
CASTLE SEWING ENTERPRISE INC	27,365
CBC/ SOCIETE RADIO CANADA	27,255
CEDARBROOK INTERIORS LTD.	40,556
CISCO SYSTEMS CAPITAL CANADA CO.	99,620
CITY ELECTRIC SUPPLY	118,682
CITY OF RICHMOND	1,010,203
CLEAN HARBORS CANADA INC.	36,312
CLERMONT'S ULTIMATE TOOL SUPPLY INC.	30,439
CM GLOBAL ENGLISH LTD.	45,927
COMMISSIONER OF MUNICIPAL PENSION PLAN	4,161,265
COMMISSIONER OF TEACHER'S PENSION PLAN	15,620,563
CONNECTIONS COMMUNITY SERVICES SOCIETY	90,960
CORPORATE EXPRESS	590,542
COSTCO	48,665
COUNTRY LUMBER	48,858
CSI LEASING CANADA LTD.	2,297,121
CUSTOM AIR CONDITIONING LTD.	39,234

**SCHOOL DISTRICT NO. 38 (RICHMOND)**

**Statement of Financial Information (SOFI)**

**Fiscal Year Ended June 30, 2022**

**SCHEDULE OF PAYMENTS FOR THE PROVISION OF GOODS & SERVICES**

<b>NAME</b>	<b>AMOUNT</b>
CUSTOM BLACKTOP CO.	33,228
DE LAGE LANDEN FINANCIAL SERVICES CANADA	37,836
DULUX PAINTS	85,104
DUNLEVY FOOD EQUIPMENT LTD.	38,254
DYNAMIC SPECIALTY VEHICLES	210,011
E.B. HORSMAN & SON	287,091
EMCO CORP.	133,145
ENGINEERED AIR	52,049
ESC AUTOMATION	923,514
FAIRMONT PACIFIC RIM	50,206
FAMILY SERVICES OF GREATER VANCOUVER	88,394
FASTENAL CANADA LTD.	28,147
FIRST CLASS PLANNERS LTD.	39,753
FOCUSED EDUCATION RESOURCES SOCIETY	79,101
FOLLETT SCHOOL SOLUTIONS, INC.	55,879
FOREIGN STUDENT SERVICES	48,420
FORT MODULAR INC.	323,336
FORTISBC	1,629,464
FRIESENS CORPORATION	54,849
FSEAP VANCOUVER	251,206
FUSION SECURITY INC.	38,267
GB PAVING LTD.	171,358
GLOBAL EDUCATION EXCHANGE NETWORK	43,941
GORDON FOOD SERVICE CAN. LTD.	121,702
GRAND & TOY LTD.	293,393
GREGG DISTRIBUTORS	31,539
HABITAT SYSTEMS INC.	374,550
HARDY MECHANICAL SERVICES LTD.	98,881
HARRIS & COMPANY LLP	59,987
HEATHERBRAE BUILDERS CO. LTD.	4,364,127
HME MOBILITY & ACCESSIBILITY	28,348
HONEYWELL LTD.	179,939
IMMUZIE.IO HEALTH ASSOCIATION	40,771
INSIGHT ARCHITECTURAL SIGNAGE LTD.	45,365
INTEGRAL FLOORING SOLUTIONS LTD.	270,367
INTER-CO DIVISION 10 INC	48,474
INTERNATIONAL BACCALAUREATE	27,231
INTRADO CANADA INC	49,585
ISLAND GLASS (1966) LTD.	25,302
JAMF SOFTWARE, LLC	297,433



**SCHOOL DISTRICT NO. 38 (RICHMOND)****Statement of Financial Information (SOFI)****Fiscal Year Ended June 30, 2022****SCHEDULE OF PAYMENTS FOR THE PROVISION OF GOODS & SERVICES**

NAME	AMOUNT
JAPAN ABROAD NETWORK LINK	54,548
JIAXIN LIN	63,438
KEY SOFTWARE INC.	134,448
KINETIC OHS SERVICES LTD.	81,751
KMBR ARCHITECTS PLANNERS INC.	47,978
KMS TOOLS & EQUIPMENT LTD.	47,071
LEADER LED DISPLAY SOLUTIONS LTD.	32,780
LEARNING PARTNERSHIP, THE	30,100
LEXMARK CANADA INC.	239,939
LIN HAW INTL CO LTD.	39,431
LMP PUBLICATION LIMITED PARTNERSHIP	25,455
LONDON DRUGS	136,031
M.L. PETERSON HARDWOOD FLOOR	166,772
MACQUARIE EQUIPMENT FINANCE	477,772
MAPLE RIDGE & PITT MEADOWS SCHOOL DISTRICT 42	40,140
MCGREGOR HARDWARE DISTRIBUTION	103,993
MG FIRE PROTECTION LTD.	60,777
MILLS PRINTING & STATIONERY CO.	68,879
MINISTER OF FINANCE	397,458
MINISTER OF FINANCE - MSP	466,725 (1)
MODERN PURAIR VANCOUVER	56,186
MORSAL NIYAZ	25,825
MOTT ELECTRIC GP	42,087
MSH INTERNATIONAL (CANADA) LTD.	326,214 (1)
NELSON EDUCATION LTD.	41,757
OPUS CONSULTING GROUP LTD.	35,039
ORION SECURITY SYSTEMS LTD.	54,601
PACIFIC AIR FILTER LIMITED	125,580
PACIFIC BLUE CROSS	7,074,782
PACIFIC CLEAN AIR CO LTD.	32,073
PACIFIC LOCK COMPANY	86,470
PACIFIC RESTORATIONS	281,627
PACIFIC WESTERN COACH PARTS	356,230
PACIFICOM INTEGRATION LTD.	394,897
PARKER JOHNSTON INDUSTRIES LTD.	119,406
PATRICK L. KERWIN	37,428
PEARSON CANADA INC.	52,353
PEBT IN TRUST	2,752,073
PHASER FIRE PROTECTION LTD.	31,227
PHOENIX ENTERPRISES LTD.	76,795

**SCHOOL DISTRICT NO. 38 (RICHMOND)**

**Statement of Financial Information (SOFI)**

**Fiscal Year Ended June 30, 2022**

**SCHEDULE OF PAYMENTS FOR THE PROVISION OF GOODS & SERVICES**

NAME	AMOUNT
POWERSCHOOL CANADA ULC	212,981
POWER-WEST INDUSTRIES LTD.	25,439
PRESCIENT DIGITAL MEDIA	48,593
PRICEWATERHOUSECOOPERS LLP	93,531
PRINT ADVANTAGE MARKETING	34,889
PRISM ENGINEERING	106,139
PRO-TECTION INDUSTRIAL FLOORING	98,246
PROVINCE OF BRITISH COLUMBIA	3,795,505 (2)
QUALITY SAW & KNIFE LTD.	32,004
QUANTUM LIGHTING INC.	83,817
QUILCHENA GOLF & COUNTRY CLUB	29,949
RADISSON HOTEL VANCOUVER AIRPORT	26,314
RAZOR MANUFACTURING LTD.	35,216
RDH BUILDING SCIENCE INC.	29,197
REGAL CONTROLS LTD.	51,104
RICHELIEU HARDWARE LTD.	68,606
RICHMOND BAPTIST CHURCH	44,214
RICHMOND BUILDING SUPPLIES	47,326
ROBINSON SUPPLY	53,875
ROCKY POINT ENGINEERING	213,597
RONA	45,273
SAVE ON FOODS	36,035
SCHOOLHOUSE PRODUCTS INC.	256,280
SERVA-LITE SALES LTD.	29,237
SOFTCHOICE LP	37,547
SOFTWARE4SCHOOLS.CA	33,674
SOURCE OFFICE FURNISHINGS	109,605
SOUTHERN BUTLER PRICE LLP	52,604
SPECTRUM EDUCATIONAL SUPPLIES	30,690
SPORTFACTOR INC.	89,726
STATION ONE ARCHITECTS	1,609,855
STELLA-JONES INC.	27,507
SUE WOO	33,988
SUPER SAVE GROUP	235,418
SUPERIOR PROPANE	114,205
SURGICALLY CLEAN AIR INC.	339,293
SWORDFERN MANAGEMENT LTD.	261,842
SYCORP ENVIRONMENTAL INC.	63,177
SYSCO VANCOUVER	82,045
TAPESTRY MUSIC LTD.	38,420

**SCHOOL DISTRICT NO. 38 (RICHMOND)**

**Statement of Financial Information (SOFI)**

**Fiscal Year Ended June 30, 2022**

**SCHEDULE OF PAYMENTS FOR THE PROVISION OF GOODS & SERVICES**

<b>NAME</b>	<b>AMOUNT</b>
TECHNICAL SAFETY BC	40,808
TELUS	72,195
THINKSPACE ARCHITECTURE	286,923
THURBER ENGINEERING LTD.	94,998
TRANSWEST ROOFING LTD.	271,583
TRIPLE FIVE QUALITY WOOD INC.	61,117
TUMBLEWEED PRESS INC.	26,178
TURNING POINT TECHNOLOGY SERVICES INC.	144,824
UA PIPING INDUSTRY COLLEGE OF BC	31,100
ULINE	61,863
UNITECH CONSTRUCTION MANAGEMENT LTD.	20,821,491
UNITED LIBRARY SERVICES INC.	67,305
UPPER CANADA FOREST PRODUCTS	93,664
VANCOUVER COASTAL HEALTH AUTHORITY	477,701
VANCOUVER COMMUNITY COLLEGE	31,165
VANCOUVER KIDSBOOKS	161,894
VIKING-ALEXANDER METAL PRODUCTS	61,351
WALLIS MOTORS (1997) LTD.	388,044
WESCO DISTRIBUTION CANADA LP	41,369
WESCO ENERGY SOLUTIONS	398,174
WEST COAST ELEVATOR SERVICES LTD.	89,536
WESTCOAST T-BAR	52,364
WESTERN CAMPUS RESOURCES	37,363
WESTLAB	29,830
WESTLAND INSURANCE GROUP LTD.	98,496
WINTERGREEN LEARNING MATERIALS LTD.	90,209
WOLSELEY CANADA	38,005
WORKSAFE BC	1,810,534
WSP CANADA INC.	32,383
X10 NETWORKS	39,079
<b>TOTAL SUPPLIERS PAID \$25,000 OR GREATER</b>	<b>\$ 89,902,380</b>
<b>TOTAL SUPPLIERS PAID LESS THAN \$25,000</b>	<b>\$ 5,883,361</b>
<b>TOTAL PAID TO SUPPLIERS</b>	<b>\$ 95,785,741</b>

(1) MSP INTERNATIONAL STUDENTS

(2) EMPLOYEE HEALTH TAX

## **SCHOOL DISTRICT NO. 38 (RICHMOND)**

### **Statement of Financial Information (SOFI)**

**Fiscal Year Ended June 30, 2022**

#### **EXPLANATORY NOTES**

For the Schedule of Remuneration & Expenses, reconciling items for remuneration include the following:

- Adjustments reflected in the schedule are prepared on a cash basis, whereas salary expenditures in the financial statements are prepared on an accrual basis.
- Taxable benefits are included in the Schedule of Remuneration, but are not included in the financial statements under Salaries (eg. Automobile Allowances, and Clothing & Tool Allowances are included in the Financial Statements in other expense categories).

For the Schedule of Payments for the Provision of Goods & Services, reconciling items include the following:

- Amounts reflected in the schedule are prepared on a cash basis, whereas expenditures included on the financial statements are prepared on an accrual basis.
- The list of payments to suppliers may include 100% of the GST/PST paid, whereas the expenditures in the financial statements are shown net of the GST/PST rebate.
- The Schedules of Remuneration and Expenses and Payments for Goods and Services may include salaries and expenditures which are wholly or partially recovered or reimbursed from other organizations. Such disbursements comprise accounts receivable of the district and would be netted out, thereby reducing the district's operating expenditures in the financial statements. Recoveries could include payroll secondments, operating cost recoveries, capital cost recoveries and special purpose fund recoveries.