

GOVERNMENT LOSS REPORTING

Risk Management Branch and Government Security Office

Risk Management Branch and Government Security Office is the central government agency accountable for the management of risk to which the government is exposed to by virtue of its assets, programs and operations. Centralized reporting provides an understanding of what numbers and types of losses or incidents are being encountered based on reported incidents.

Loss reporting related to 'Workers' Compensation' or 'Fleet Vehicles' normally falls outside this format. If, however, a loss arises from a crime or threat-related incident, then reporting is appropriate as part of a follow-up security review (e.g. assault, robbery, vandalism, theft).

Note: over time, several overlapping variables have impacted reporting. For example:

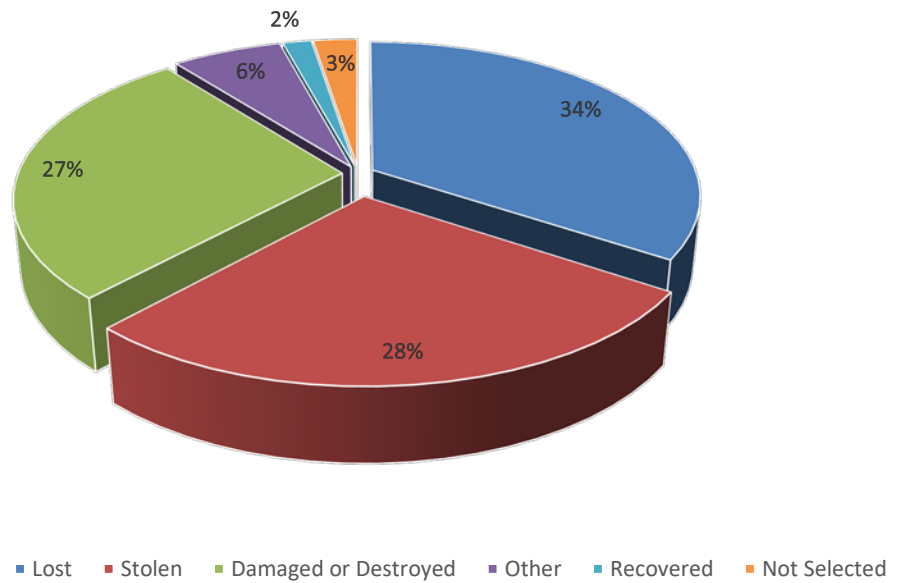
- The number of ministries across government has been subject to change.
 - Some program areas have been realigned between ministries.
 - Policy has been revised to provide greater clarity and consistency for reporting.
 - A web-based tool was implemented to standardize and facilitate reporting.
 - There is additional emphasis now on the need to report some incident types (privacy breaches, threats of violence, fraud).
-

Fiscal 2018/2019
 Asset Losses or Damage Reported by
MINISTRY or AGENCY
 (number of incidents involving one or more asset loss)

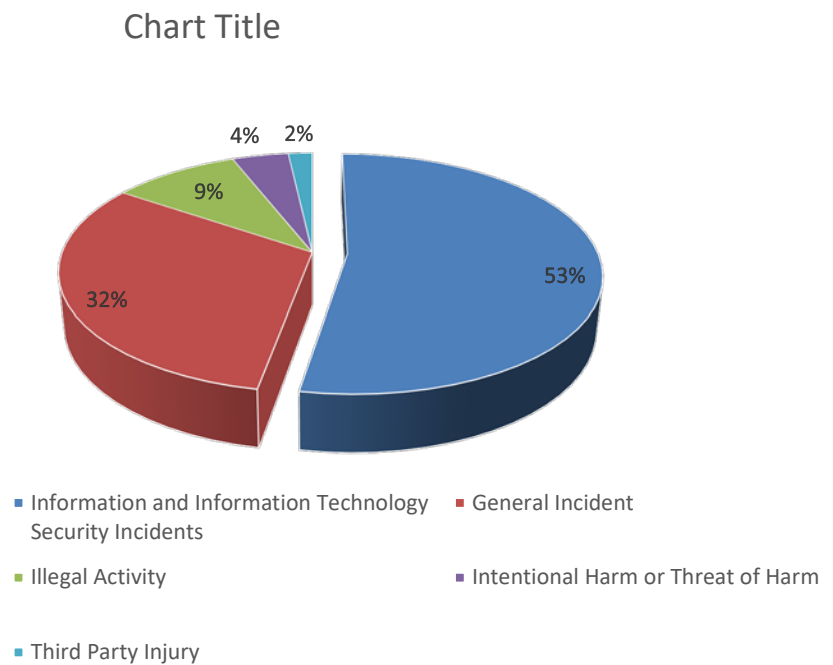
Fiscal 2018/19
 Asset Losses or Damage Reported by
MINISTRY or AGENCY
 (number of incidents involving one or more asset loss)

Ministry or Agency	Number of Incidents Involving Assets	Total Estimated Asset Values
Advanced Education, Skills and Training	13	\$500
Agriculture	4	\$1,800
Attorney General	44	\$17,642
BC Public Service Agency	11	\$1,760
Children and Family Development	133	\$72,358
Citizens' Services	49	\$65,061
Education	9	\$9,655
Energy, Mines, and Petroleum Resources	3	\$500
Environment and Climate Change Technology	42	\$50,474
Finance	11	\$5,720
Forests, Lands and Natural Resource Operations, and Rural Development	155	\$185,896
Government Communications and Public Engagement	5	\$1,001
Health	25	\$1,503,330
Indigenous Relations and Reconciliation	6	3199
Jobs, Trade and Technology	22	\$385
Labour	1	\$55
Mental Health and Addictions	3	\$207
Municipal Affairs and Housing	16	\$2,516
Other	3	\$1,300
Public Safety and Solicitor General	27	\$11,019
Representative for Children and Youth	2	\$3,400
Social Development and Poverty Reduction	63	\$11,430
Tourism, Arts and Culture	6	\$0
Transportation and Infrastructure	21	\$50,878
	674	\$ 2,000,086

Fiscal 2018/19
Asset Losses or Damage
Reported by
ASSET FATE
 (percentage calculated on
 total number of assets)

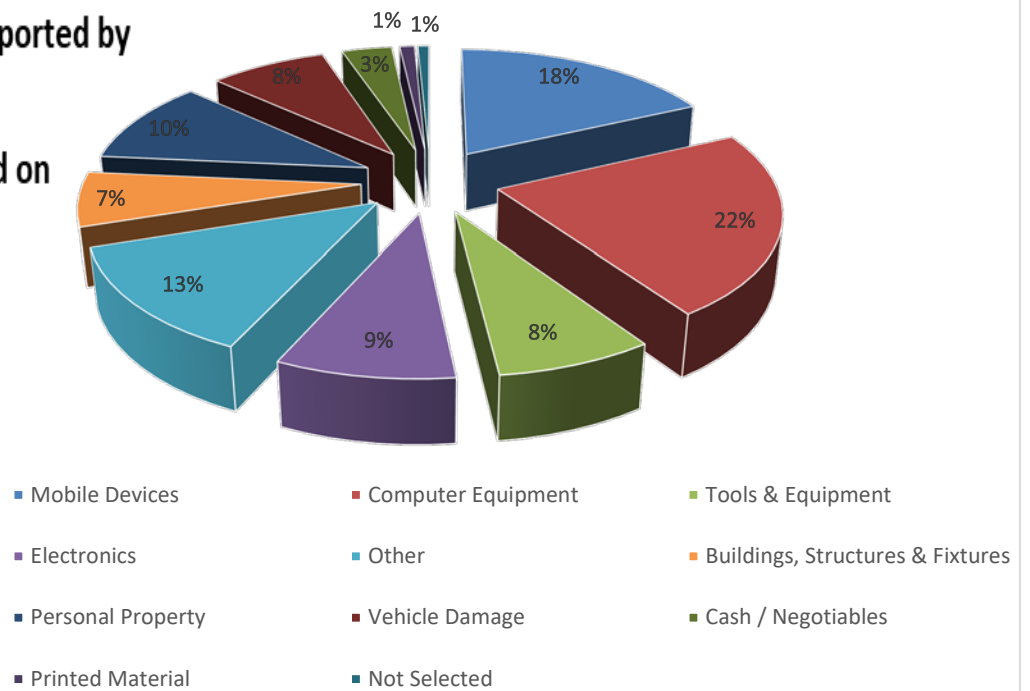


Fiscal 2018/19
Asset Losses or Damage
Reported by
INCIDENT TYPE
 (percentage calculated on
 total number of all incidents
 that had one or more
 incident types selected
 - one incident can have
 multiple incident types)



Fiscal 2018/19
Asset Losses or Damage Reported by

ASSET TYPE
(percentage calculated on
number of assets)



Ministry of Transportation and Infrastructure

Claims by the Ministry Damages to Government Property Only (CMC Recoveries)

Fiscal Year	Date of Event	Value of Losses	Value of Recoveries	Current Net Loss	Potential for Recovery as Files Still Open	Potential Net loss to Crown if files open are full recovery
2018/19	678	\$2,800,086	\$259,649	\$2,564,351	\$268,951	\$2,295,400

* Claims are received up to two years after incident date therefore the costs, recoveries and numbers of claims may change retroactively when reporting subsequent year data. Claims can be entered into our system up to one and a half years after the event. This report is based on Date of Event.

* These figures are based on incidents reported to the Ministry's Claims Section. Note, not all incidents are reported to the ministry. Numbers are rounded to the nearest dollar.

* Provided by the Claims and Litigation Section, Ministry of Transportation and Infrastructure *

Last Updated: June 6, 2019

Ministry of Forests, Lands, Natural Resource Operations and Rural Development

Crown Loss and Recovery Reporting Fiscal 2018 (April 1, 2018 to March 31, 2019)

Forest Act Section 105.1

- No determinations made under Section 105.1 under the Forest Act for an “individual” or Licensee.

Forest and Range Practices Act Section 52 Determinations and Penalties.

- Four determinations made under Section 52. All four received a penalty. Penalty totals were \$34,783.04 and the total estimated loss of volume was 834.2m3. However, the Crown was made whole through administrative penalties.

Forest and Range Practices Act (Other than Section 52):

- Four determinations were made under sections 5 and 22, of the Wildfire Act and Wildfire Regulation. There were no loss to the Crown and penalty amounts were \$20,000 making the Crown whole
- The total amount of penalties was \$54,783..04 making the Crown whole.

Forest and Range Practices Act Violation Tickets Loss and Penalties (S.52 of FRPA):

- 30 Violation Tickets were issued under Section 52 of FRPA for an estimated loss of 1,234.15 m3. The Total Violation Ticket Amount is \$5,363.

Losses under other Acts/Sections:

- 330 other records were reviewed such as the Water Sustainability Act, Land Act, and Off Road Vehicle Act etc. and there were no losses to Crown or any recovery.

Article	Section	Est. Loss	Fine \$
WFA	5	0	\$10,000.00
WFR	22	0	\$10,000.00
FRPA	52	2068m3	\$40,146.04
Total			\$60,146.04

Fiscal Year 2018/2019

MINISTRY OF SOCIAL DEVELOPMENT AND POVERTY REDUCTION

Criminal Investigation Outcomes

Type	Orders/ Judgements	Value
Criminal Code Convictions	11	\$195,000
Repayment Agreements	34	\$439,000
Civil Litigation Referrals	1	\$10,000
Total	46	\$644,000

Explanatory Notes:

The number of criminal convictions will vary annually. There are several factors beyond branch control that impact the number including, but not limited to

- the number of criminal investigators available to work on the files
- the complexity of those files that are accepted for criminal investigation
- the difficulty faced by Crown counsel in securing court times and venues

Civil Court Orders results from both Civil Supreme Court and Small Claims Court

-Civil Court order amounts are not shown if the amount is a collection order for a Criminal Conviction restitution order

The value of the court orders is not necessarily the amount paid or collected

The Ministry of Social Development and Poverty Reduction (SDPR) is committed to providing assistance only to people who are eligible for benefits under the Acts and in doing so, is accountable to the citizens of BC

SDPR actively pursue all allegations or suspicions of fraud

SDPR also has a robust prevention and compliance program in place aimed at reducing fraud and recovering fund issued to ineligible clients

Type	FY18		FY19	
	Orders/Judgements	Value	Orders/Judgements	Value
Criminal Code Convictions	30	\$799,157	8	\$178,752
Civil Court Orders	10	\$109,513	7	\$204,930
Total	40	\$908,670	15	\$383,683