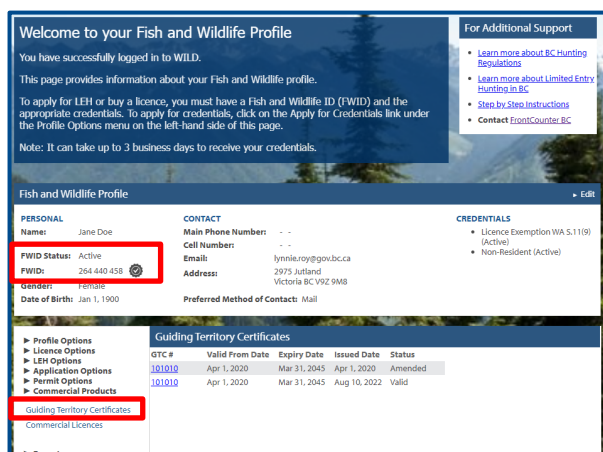


# Guiding Territory Certificate(s)

<b>Required when:</b>	A person/agent wants to access their guiding territory certificate
<b>Who is eligible?</b>	A person/agent who holds a guiding territory certificate in WILD



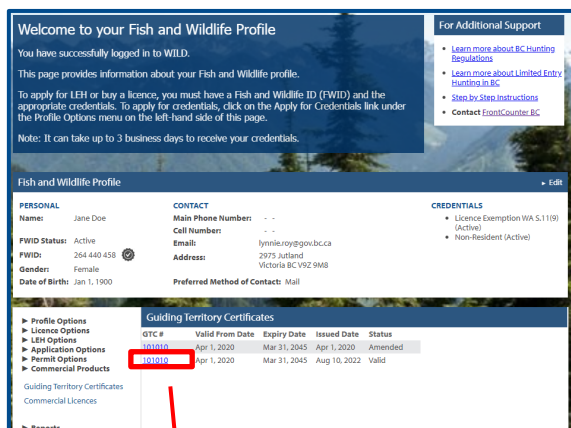
## Before you start

Before you access your guiding territory certificate (GTC), make sure you have:

- An active Fish and Wildlife ID with verified user status.
- A basic BCeID to sign in to WILD.
- A submitted and approved guiding territory certificate application.

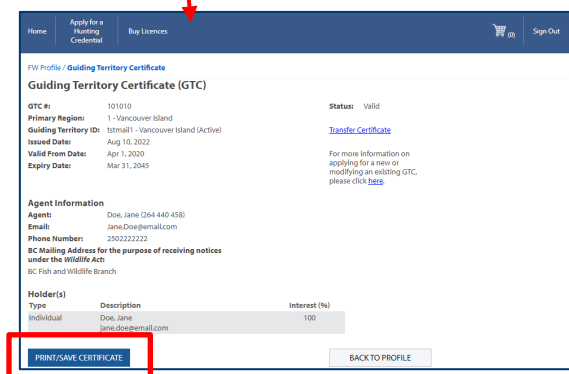
Log in to your Fish and Wildlife profile from the B.C. Hunting homepage at [www.gov.bc.ca/hunting](http://www.gov.bc.ca/hunting).

Next, click on **Guiding Territory Certificates** under **Commercial Products** on the left-hand side of your profile home page.



## Access your guiding territory certificate(s)

- Your certificate(s) will be displayed, indicating the status (valid, amended, expired).
- Select the GTC number to open the certificate.
- View, save or print your GTC by selecting **PRINT/SAVE CERTIFICATE**.



## Need help or have questions?

Visit [www.gov.bc.ca/hunting](http://www.gov.bc.ca/hunting)

OR

To contact the FrontCounter BC Contact Centre by Chat, Email or phone click here:  
[FrontCounter BC Contact Us Webpage](#)