

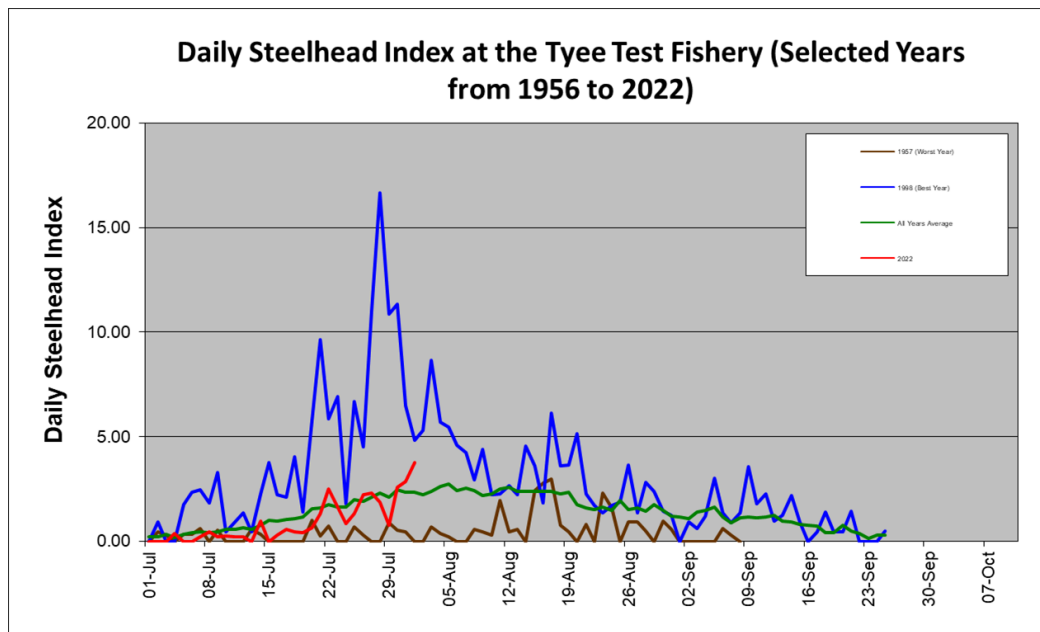
Skeena Summer Steelhead Update - Aug 1, 2022

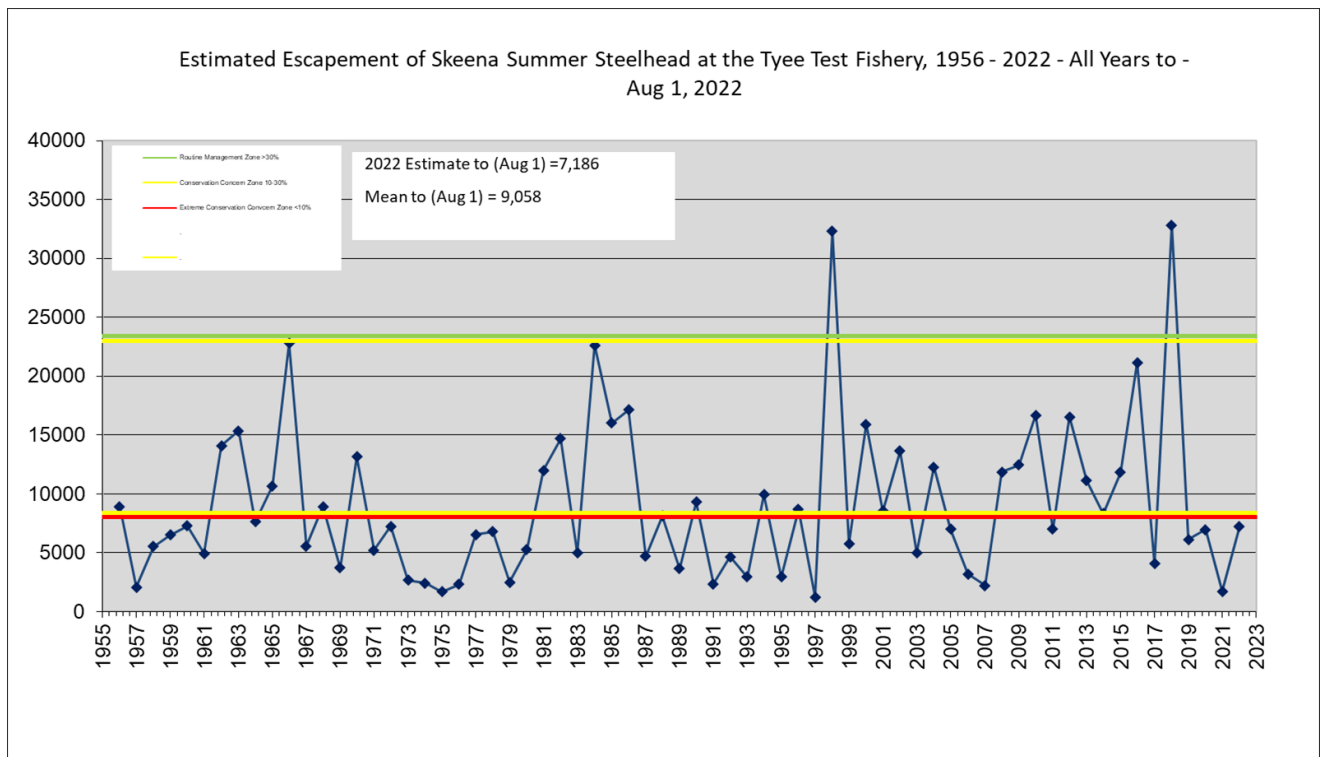
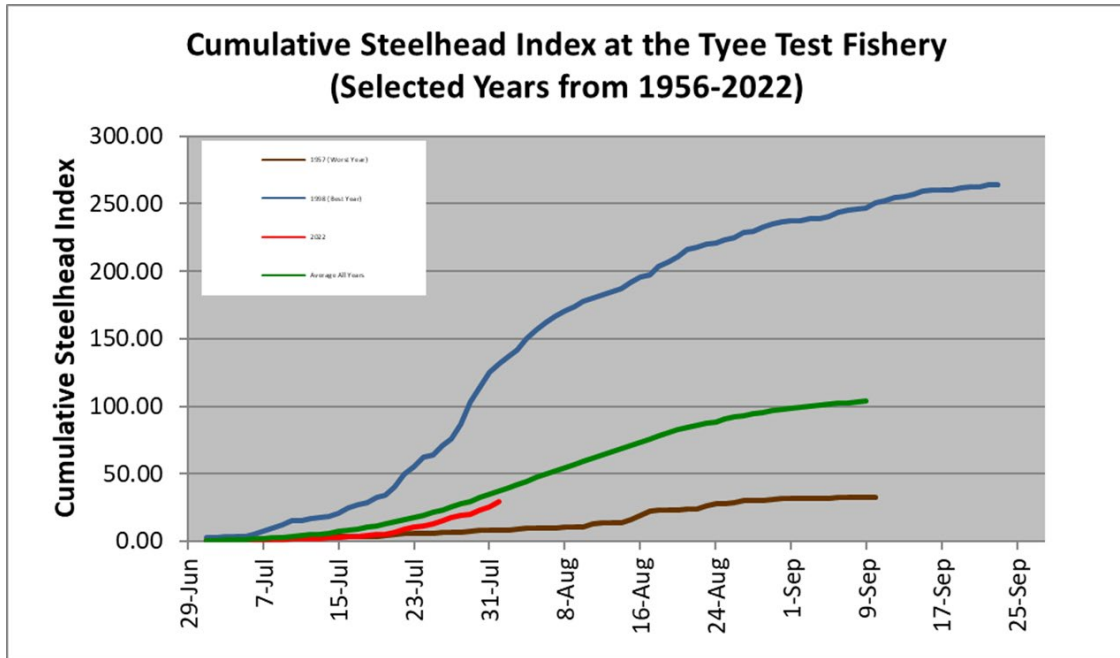
Please find the *Skeena Summer Steelhead Update to Aug 1st*. This file contains the Tyee Test Fishery generated Skeena River summer steelhead index data including daily, cumulative and escapement estimate figures to Aug 1st. Witset (formerly Moricetown) Canyon mark-recapture operations began on July 24th and upper Sustut River Weir steelhead and salmon data commenced on August 1st.

Tyee Test Fishery operations began on June 10th this year. The cumulative Skeena River summer steelhead index to Aug 1st was 29. The average to this date = 37 (range: 5 (1997) to 134 (2018)). The escapement for Skeena summer run steelhead this season is estimated to be **7,186**, the average to this date = 9,058 (range: 1,225 to 32,830). To this date, the 2022 steelhead abundance estimate ranks as the 34th lowest year out of 66 years of operation.

Witset Mark-Recapture project began on July 24th and no steelhead data is currently available.

Upper Sustut Weir operations commenced operations on August 1st and no steelhead data is currently available.





Area 3 (Nass/Skeena Approach Waters) Commercial Openings, 2022

June

| Sun | Mon | Tues | Wed | Thurs | Fri | Sat |
|-----|-----|------|-----|-------|-----|-----|
| | | | 1 | 2 | 3 | 4 |
| 5 | 6 | 7 | 8 | 9 | 10 | 11 |
| 12 | 13 | 14 | 15 | 16 | 17 | 18 |
| 19 | 20 | 21 | 22 | 23 | 24 | 25 |
| 26 | 27 | 28 | 29 | 30 | | |

July

| Sun | Mon | Tues | Wed | Thurs | Fri | Sat |
|-----|-----|------|-----|-------|-----|-----|
| | | | | | 1 | 2 |
| 3 | 4 | 5 | 6 | 7 | 8 | 9 |
| 10 | 11 | 12 | 13 | 14 | 15 | 16 |
| 17 | 18 | 19 | 20 | 21 | 22 | 23 |
| 24 | 25 | 26 | 27 | 28 | 29 | 30 |
| 31 | | | | | | |

August

| Sun | Mon | Tues | Wed | Thurs | Fri | Sat |
|-----|-----|------|-----|-------|-----|-----|
| | 1 | 2 | 3 | 4 | 5 | 6 |
| 7 | 8 | 9 | 10 | 11 | 12 | 13 |
| 14 | 15 | 16 | 17 | 18 | 19 | 20 |
| 21 | 22 | 23 | 24 | 25 | 26 | 27 |
| 28 | 29 | 30 | 31 | | | |

September

| Sun | Mon | Tues | Wed | Thurs | Fri | Sat |
|-----|-----|------|-----|-------|-----|-----|
| | | | | 1 | 2 | 3 |
| 4 | 5 | 6 | 7 | 8 | 9 | 10 |
| 11 | 12 | 13 | 14 | 15 | 16 | 17 |
| 18 | 19 | 20 | 21 | 22 | 23 | 24 |
| 25 | 26 | 27 | 28 | 29 | 30 | |

Gillnet
Seine
Gillnet and Seine

NB: Highlighted days represent whole or partial day openings

Area 4 (Skeena River Approach Waters) Commercial Openings, 2022

June

| Sun | Mon | Tues | Wed | Thurs | Fri | Sat |
|-----|-----|------|-----|-------|-----|-----|
| | | | 1 | 2 | 3 | 4 |
| 5 | 6 | 7 | 8 | 9 | 10 | 11 |
| 12 | 13 | 14 | 15 | 16 | 17 | 18 |
| 19 | 20 | 21 | 22 | 23 | 24 | 25 |
| 26 | 27 | 28 | 29 | 30 | | |

July

| Sun | Mon | Tues | Wed | Thurs | Fri | Sat |
|-----|-----|------|-----|-------|-----|-----|
| | | | | | 1 | 2 |
| 3 | 4 | 5 | 6 | 7 | 8 | 9 |
| 10 | 11 | 12 | 13 | 14 | 15 | 16 |
| 17 | 18 | 19 | 20 | 21 | 22 | 23 |
| 24 | 25 | 26 | 27 | 28 | 29 | 30 |
| 31 | | | | | | |

August

| Sun | Mon | Tues | Wed | Thurs | Fri | Sat |
|-----|-----|------|-----|-------|-----|-----|
| | 1 | 2 | 3 | 4 | 5 | 6 |
| 7 | 8 | 9 | 10 | 11 | 12 | 13 |
| 14 | 15 | 16 | 17 | 18 | 19 | 20 |
| 21 | 22 | 23 | 24 | 25 | 26 | 27 |
| 28 | 29 | 30 | 31 | | | |

September

| Sun | Mon | Tues | Wed | Thurs | Fri | Sat |
|-----|-----|------|-----|-------|-----|-----|
| | | | | 1 | 2 | 3 |
| 4 | 5 | 6 | 7 | 8 | 9 | 10 |
| 11 | 12 | 13 | 14 | 15 | 16 | 17 |
| 18 | 19 | 20 | 21 | 22 | 23 | 24 |
| 25 | 26 | 27 | 28 | 29 | 30 | |

Gillnet
Seine
Gillnet and Seine
Gillnet (half net, 20 min sets)
Demonstration Fishery

NB: Highlighted days represent whole or partial day openings