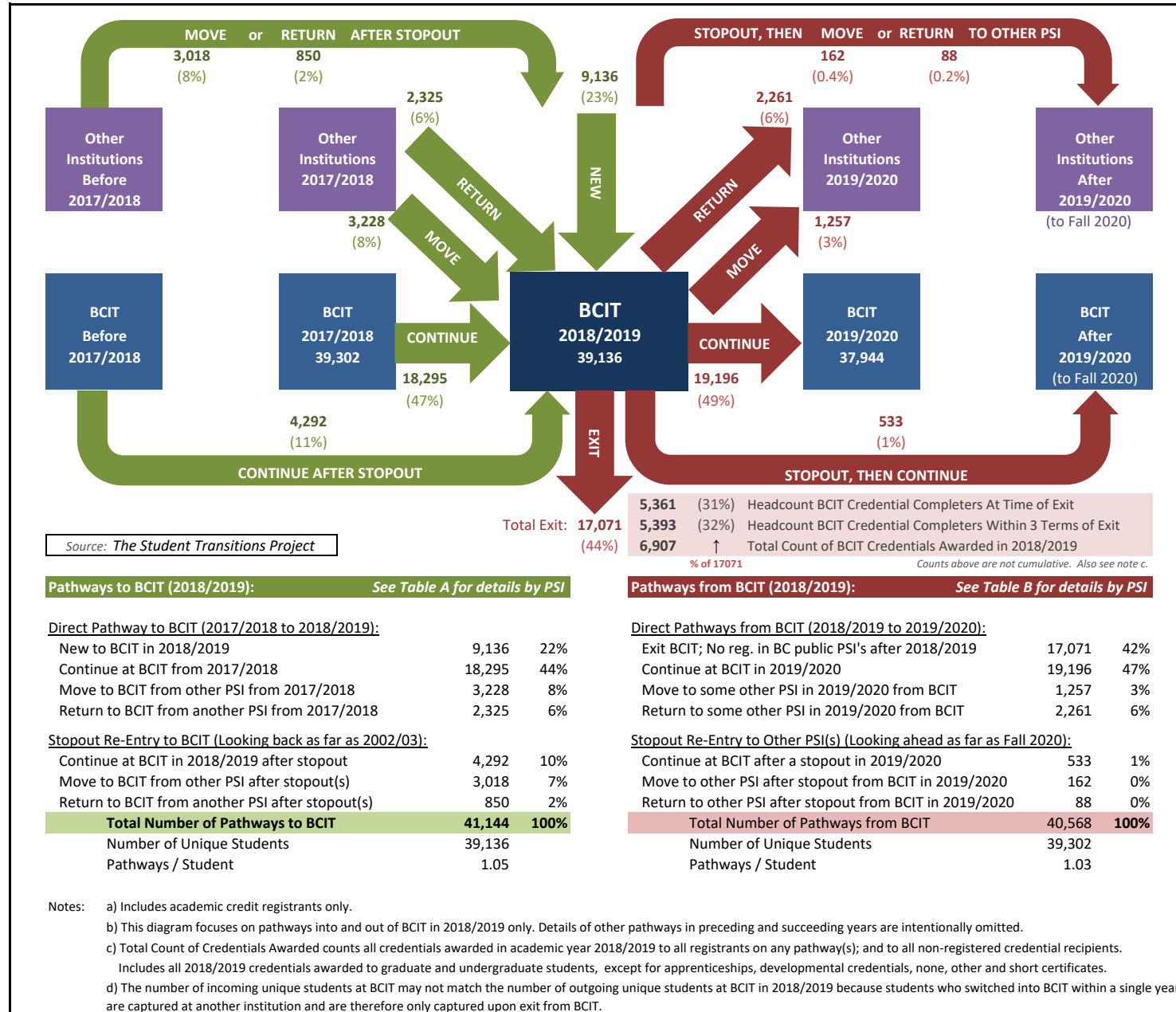


Student Pathways to B.C. Institute of Technology (BCIT) in 2018/2019 and Future Student Pathways, up to Fall 2020



This page intentionally left blank.

Table A: Student Pathways to B.C. Institute of Technology (BCIT) in 2018/2019

PSI Last Attended in 2017/2018	DIRECT PATHWAYS TO BCIT				STOP OUT RE-ENTRY PATHWAYS TO BCIT			UNIQUE BCIT STUDENTS REGISTERED IN 2018/2019
	NEW TO STP (NEW TO BCIT)	CONTINUE AT BCIT FROM BCIT	MOVE TO BCIT FROM OTHER PSI	RETURN TO BCIT FROM OTHER PSI	CONTINUE AT BCIT AFTER STOPOUT	MOVE TO BCIT AFTER STOPOUT	RETURN TO BCIT AFTER STOPOUT	
BCIT	--	18,295	--	--	4,292	--	--	22,587
* NEW *	9,136	--	--	--	--	--	--	9,136
KPU	--	--	606	195	--	341	52	1,194
LANG	--	--	391	397	--	264	95	1,147
DOUG	--	--	421	262	--	242	115	1,040
UBCV	--	--	388	139	--	459	52	1,038
JIBC	--	--	114	341	--	246	157	858
SFU	--	--	279	166	--	377	31	853
TRU	--	--	197	277	--	143	59	676
VCC	--	--	138	212	--	184	107	641
CAPU	--	--	156	60	--	136	30	382
UFV	--	--	158	67	--	130	15	370
UVIC	--	--	96	52	--	161	28	337
UBCO	--	--	105	52	--	83	16	256
VIU	--	--	66	41	--	83	14	204
CAM	--	--	63	57	--	50	23	193
OKAN	--	--	35	25	--	40	17	117
SEL	--	--	56	30	--	15	11	112
NIC	--	--	46	23	--	23	11	103
ECU	--	--	22	22	--	32	22	98
UNBC	--	--	29	12	--	31	11	83
COTR	--	--	21	19	--	10	7	57
CNC	--	--	25	15	--	14	3	57
NLC	--	--	4	3	--	12	10	29
CMTN	--	--	6	2	--	17	2	27
RRU	--	--	8	7	--	5	2	22
NVIT	--	--	2	1	--	11	--	14
TOTAL	9,136	18,295	3,228	2,325	4,292	3,018	850	39,136

Notes:

a) The top 3 student pathways in each column are highlighted in green text.

b) Includes Academic Credit Registrants only. Students enrolled exclusively in Continuing Education Courses are excluded.

c) The total number of incoming unique students at BCIT (Table A) may not match the total number of outgoing unique students at BCIT in 2018/2019 (Table B) because students who switch institutions within a single year are captured only upon exit from BCIT, while their entry is captured at another institution.

Table B: Future Student Pathways from B.C. Institute of Technology (BCIT), 2018/2019 to 2019/2020

PSI Next Attended in 2019/2020 or later	DIRECT PATHWAYS FROM BCIT				STOP OUT RE-ENTRY PATHWAYS			UNIQUE BCIT STUDENTS REGISTERED IN 2018/2019
	EXIT BCIT (NO REG IN B.C. AFTER 2018/2019)	CONTINUE AT BCIT FROM BCIT	MOVE TO OTHER PSI FROM BCIT	RETURN TO OTHER PSI FROM BCIT	CONTINUE AT BCIT AFTER STOPOUT	MOVE TO OTHER PSI AFTER STOPOUT FROM BCIT	RETURN TO OTHER PSI AFTER STOPOUT FROM BCIT	
BCIT	--	19,196	0	0	533	-	--	19,729
* NEW *	17,071	--	--	--	--	-	--	17,071
JIBC	--	--	264	230	--	11	13	518
TRU	--	--	221	277	--	9	1	508
DOUG	--	--	108	326	--	20	6	460
KPU	--	--	79	328	--	11	4	422
LANG	--	--	126	246	--	18	11	401
VCC	--	--	140	161	--	14	9	324
UBCV	--	--	65	191	--	13	16	285
SFU	--	--	55	110	--	9	6	180
UFV	--	--	32	74	--	12	4	122
CAPU	--	--	32	63	--	6	1	102
UVIC	--	--	13	65	--	9	1	88
UBCO	--	--	7	64	--	1	--	72
VIU	--	--	14	45	--	4	1	64
OKAN	--	--	35	16	--	7	3	61
NIC	--	--	14	26	--	1	1	42
SEL	--	--	15	24	--	1	1	41
UNBC	--	--	10	12	--	7	4	33
ECU	--	--	3	25	--	3	2	33
COTR	--	--	16	15	--	1	--	32
CAM	--	--	15	13	--	-	3	31
RRU	--	--	11	15	--	3	--	29
CNC	--	--	8	12	--	-	--	20
NLC	--	--	5	5	--	-	--	10
CMTN	--	--	4	3	--	1	--	8
NVIT	--	--	2	3	--	1	1	7
TOTAL	17,071	19,196	1,257	2,261	533	162	88	39,302

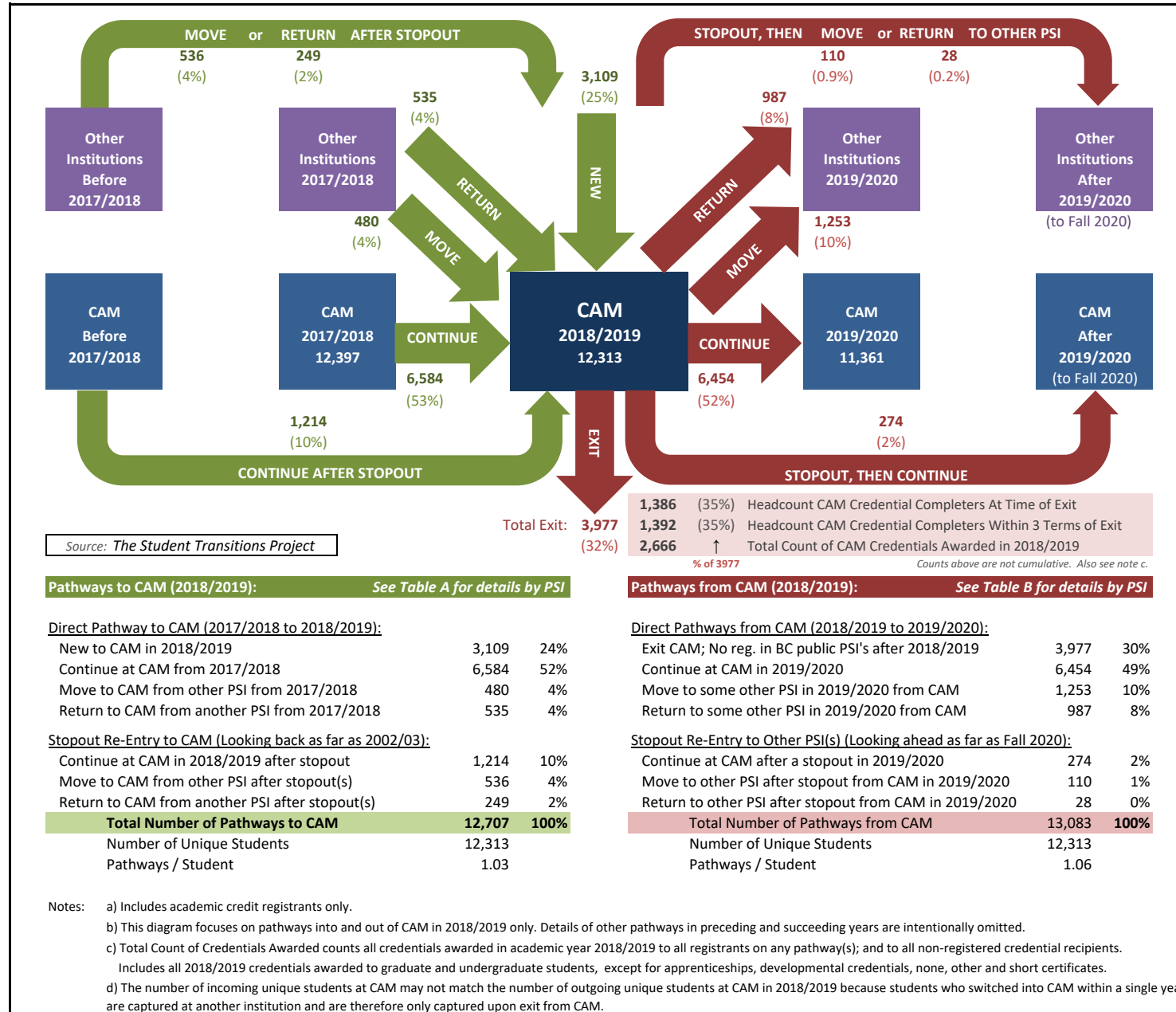
Notes:

a) The top 3 student pathways in each column are highlighted in red text.

b) Includes academic credit registrants only.

c) The total number of incoming unique students at BCIT (Table A) may not match the total number of outgoing unique students at BCIT in 2018/2019 (Table B) because students who switch institutions within a single year are captured only upon exit from BCIT while their entry is captured at another institution.

Student Pathways to Camosun College (CAM) in 2018/2019 and Future Student Pathways, up to Fall 2020



This page intentionally left blank.

Table A: Student Pathways to Camosun College (CAM) in 2018/2019

PSI Last Attended in 2017/2018	DIRECT PATHWAYS TO CAM				STOP OUT RE-ENTRY PATHWAYS TO CAM			UNIQUE CAM STUDENTS REGISTERED IN 2018/2019
	NEW TO STP (NEW TO CAM)	CONTINUE AT CAM FROM CAM	MOVE TO CAM FROM OTHER PSI	RETURN TO CAM FROM OTHER PSI	CONTINUE AT CAM AFTER STOPOUT	MOVE TO CAM AFTER STOPOUT	RETURN TO CAM AFTER STOPOUT	
CAM	--	6,584	--	--	1,214	--	--	7,798
* NEW *	3,109	--	--	--	--	--	--	3,109
UVIC	--	--	207	193	--	159	110	669
TRU	--	--	63	154	--	37	12	266
VIU	--	--	59	26	--	79	26	190
JIBC	--	--	18	71	--	50	33	172
BCIT	--	--	25	24	--	46	23	118
NIC	--	--	36	9	--	28	9	82
OKAN	--	--	13	11	--	17	3	44
UBCV	--	--	13	2	--	21	2	38
LANG	--	--	14	10	--	7	5	36
RRU	--	--	6	6	--	11	10	33
KPU	--	--	9	10	--	11	1	31
VCC	--	--	4	9	--	14	4	31
DOUG	--	--	10	5	--	12	3	30
SFU	--	--	8	1	--	10	5	24
CAPU	--	--	4	7	--	12	1	24
COTR	--	--	4	8	--	6	4	22
SEL	--	--	5	6	--	7	--	18
UFV	--	--	6	1	--	8	1	16
CMTN	--	--	8	1	--	5	1	15
UNBC	--	--	2	2	--	7	--	11
CNC	--	--	6	3	--	2	--	11
UBCO	--	--	2	--	--	4	1	7
NLC	--	--	1	1	--	5	--	7
ECU	--	--	--	1	--	2	--	3
NVIT	--	--	--	--	--	1	--	1
TOTAL	3,109	6,584	480	535	1,214	536	249	12,313

Notes:

a) The top 3 student pathways in each column are highlighted in green text.

b) Includes Academic Credit Registrants only. Students enrolled exclusively in Continuing Education Courses are excluded.

c) The total number of incoming unique students at CAM (Table A) may not match the total number of outgoing unique students at CAM in 2018/2019 (Table B) because students who switch institutions within a single year are captured only upon exit from CAM, while their entry is captured at another institution.

Table B: Future Student Pathways from Camosun College (CAM), 2018/2019 to 2019/2020

PSI Next Attended in 2019/2020 or later	DIRECT PATHWAYS FROM CAM				STOP OUT RE-ENTRY PATHWAYS			UNIQUE CAM STUDENTS REGISTERED IN 2018/2019
	EXIT CAM (NO REG IN B.C. AFTER 2018/2019)	CONTINUE AT CAM FROM CAM	MOVE TO OTHER PSI FROM CAM	RETURN TO OTHER PSI FROM CAM	CONTINUE AT CAM AFTER STOPOUT	MOVE TO OTHER PSI AFTER STOPOUT FROM CAM	RETURN TO OTHER PSI AFTER STOPOUT FROM CAM	
CAM	--	6,454	0	0	274	-	--	6,728
* NEW *	3,977	--	--	--	--	-	--	3,977
UVIC	--	--	703	655	--	53	8	1,419
TRU	--	--	145	162	--	4	1	312
JIBC	--	--	78	44	--	1	6	129
BCIT	--	--	66	49	--	7	1	123
VIU	--	--	49	34	--	23	7	113
UBCV	--	--	58	7	--	4	--	69
RRU	--	--	43	8	--	1	--	52
UBCO	--	--	29	1	--	1	--	31
SFU	--	--	21	4	--	-	--	25
LANG	--	--	16	7	--	1	--	24
CAPU	--	--	12	9	--	2	--	23
VCC	--	--	13	8	--	1	--	22
NIC	--	--	7	11	--	2	2	22
KPU	--	--	8	7	--	2	1	18
OKAN	--	--	9	5	--	2	2	18
DOUG	--	--	9	6	--	2	--	17
COTR	--	--	8	4	--	1	--	13
CNC	--	--	7	2	--	1	--	10
SEL	--	--	5	2	--	1	--	8
UNBC	--	--	4	3	--	-	--	7
UFV	--	--	5	--	--	-	--	5
ECU	--	--	2	0	--	-	--	2
NLC	--	--	1	0	--	1	--	2
CMTN	--	--	1	1	--	-	--	2
NVIT	--	--	2	0	--	-	--	2
TOTAL	3,977	6,454	1,253	987	274	110	28	12,313

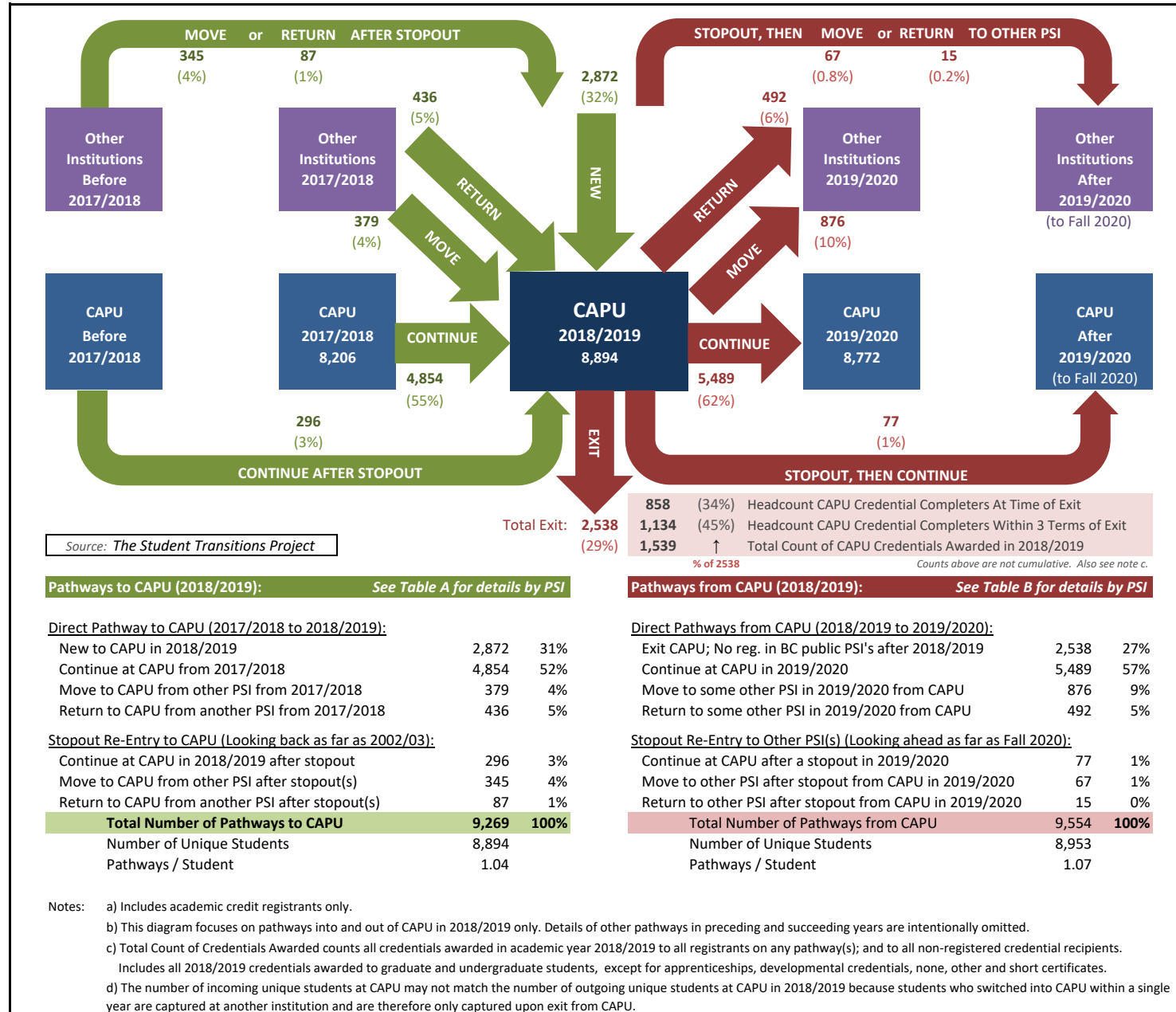
Notes:

a) The top 3 student pathways in each column are highlighted in red text.

b) Includes academic credit registrants only.

c) The total number of incoming unique students at CAM (Table A) may not match the total number of outgoing unique students at CAM in 2018/2019 (Table B) because students who switch institutions within a single year are captured only upon exit from CAM while their entry is captured at another institution.

Student Pathways to Capilano University (CAPU) in 2018/2019 and Future Student Pathways, up to Fall 2020



This page intentionally left blank.

Table A: Student Pathways to Capilano University (CAPU) in 2018/2019

PSI Last Attended in 2017/2018	DIRECT PATHWAYS TO CAPU				STOP OUT RE-ENTRY PATHWAYS TO CAPU			UNIQUE CAPU STUDENTS REGISTERED IN 2018/2019
	NEW TO STP (NEW TO CAPU)	CONTINUE AT CAPU FROM CAPU	MOVE TO CAPU FROM OTHER PSI	RETURN TO CAPU FROM OTHER PSI	CONTINUE AT CAPU AFTER STOPOUT	MOVE TO CAPU AFTER STOPOUT	RETURN TO CAPU AFTER STOPOUT	
CAPU	--	4,854	--	--	296	--	--	5,150
* NEW *	2,872	--	--	--	--	--	--	2,872
TRU	--	--	26	136	--	21	9	192
BCIT	--	--	31	62	--	54	21	168
JIBC	--	--	34	53	--	44	11	142
LANG	--	--	56	46	--	30	9	141
DOUG	--	--	41	29	--	30	7	107
SFU	--	--	34	22	--	31	6	93
UBCV	--	--	27	21	--	33	5	86
KPU	--	--	34	25	--	12	3	74
UVIC	--	--	21	7	--	30	1	59
VCC	--	--	10	22	--	13	6	51
CAM	--	--	19	3	--	10	2	34
VIU	--	--	16	6	--	7	2	31
UFV	--	--	9	5	--	5	--	19
OKAN	--	--	7	4	--	4	1	16
UBCO	--	--	5	1	--	9	--	15
NIC	--	--	8	2	--	2	2	14
ECU	--	--	6	1	--	7	--	14
SEL	--	--	5	7	--	1	--	13
COTR	--	--	6	3	--	1	1	11
UNBC	--	--	4	1	--	4	--	9
CNC	--	--	3	4	--	1	--	8
CMTN	--	--	2	1	--	2	2	7
NLC	--	--	1	3	--	1	1	6
NVIT	--	--	--	--	--	5	--	5
RRU	--	--	1	1	--	--	--	2
TOTAL	2,872	4,854	379	436	296	345	87	8,894

Notes:

a) The top 3 student pathways in each column are highlighted in green text.

b) Includes Academic Credit Registrants only. Students enrolled exclusively in Continuing Education Courses are excluded.

c) The total number of incoming unique students at CAPU (Table A) may not match the total number of outgoing unique students at CAPU in 2018/2019 (Table B) because students who switch institutions within a single year are captured only upon exit from CAPU, while their entry is captured at another institution.

Table B: Future Student Pathways from Capilano University (CAPU), 2018/2019 to 2019/2020

PSI Next Attended in 2019/2020 or later	DIRECT PATHWAYS FROM CAPU				STOP OUT RE-ENTRY PATHWAYS			UNIQUE CAPU STUDENTS REGISTERED IN 2018/2019
	EXIT CAPU (NO REG IN B.C. AFTER 2018/2019)	CONTINUE AT CAPU FROM CAPU	MOVE TO OTHER PSI FROM CAPU	RETURN TO OTHER PSI FROM CAPU	CONTINUE AT CAPU AFTER STOPOUT	MOVE TO OTHER PSI AFTER STOPOUT FROM CAPU	RETURN TO OTHER PSI AFTER STOPOUT FROM CAPU	
CAPU	--	5,489	0	0	77	-	--	5,566
* NEW *	2,538	--	--	--	--	-	--	2,538
TRU	--	--	160	168	--	2	--	330
BCIT	--	--	124	75	--	13	3	215
UBCV	--	--	150	42	--	13	2	207
JIBC	--	--	146	26	--	1	1	174
SFU	--	--	107	56	--	5	--	168
LANG	--	--	49	34	--	8	2	93
VCC	--	--	40	26	--	5	2	73
DOUG	--	--	28	27	--	2	2	59
KPU	--	--	31	17	--	2	1	51
UVIC	--	--	21	12	--	3	--	36
UBCO	--	--	12	1	--	2	--	15
UFV	--	--	5	3	--	3	1	12
SEL	--	--	9	2	--	-	--	11
OKAN	--	--	4	2	--	3	1	10
CAM	--	--	3	6	--	-	--	9
VIU	--	--	7	1	--	1	--	9
ECU	--	--	2	1	--	2	--	5
NIC	--	--	3	1	--	-	--	4
NLC	--	--	1	3	--	-	--	4
RRU	--	--	3	0	--	-	--	3
COTR	--	--	1	2	--	-	--	3
CNC	--	--	0	3	--	-	--	3
UNBC	--	--	0	1	--	2	--	3
CMTN	--	--	0	2	--	-	--	2
NVIT	--	--	0	0	--	-	--	0
TOTAL	2,538	5,489	876	492	77	67	15	8,953

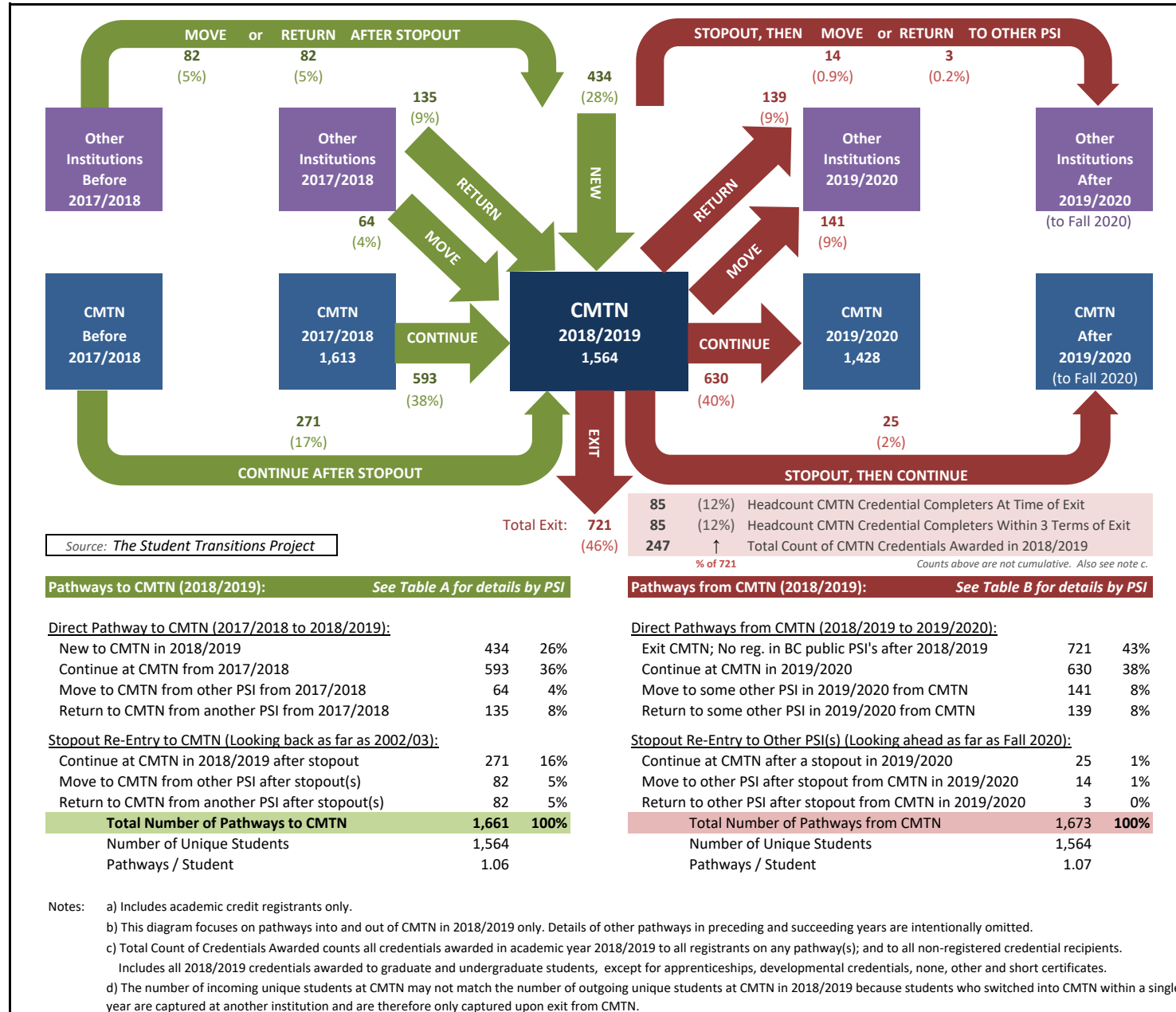
Notes:

a) The top 3 student pathways in each column are highlighted in red text.

b) Includes academic credit registrants only.

c) The total number of incoming unique students at CAPU (Table A) may not match the total number of outgoing unique students at CAPU in 2018/2019 (Table B) because students who switch institutions within a single year are captured only upon exit from CAPU while their entry is captured at another institution.

Student Pathways to Coast Mountain College (CMTN) in 2018/2019 and Future Student Pathways, up to Fall 2020



This page intentionally left blank.

Table A: Student Pathways to Coast Mountain College (CMTN) in 2018/2019

PSI Last Attended in 2017/2018	DIRECT PATHWAYS TO CMTN				STOP OUT RE-ENTRY PATHWAYS TO CMTN			UNIQUE CMTN STUDENTS REGISTERED IN 2018/2019
	NEW TO STP (NEW TO CMTN)	CONTINUE AT CMTN FROM CMTN	MOVE TO CMTN FROM OTHER PSI	RETURN TO CMTN FROM OTHER PSI	CONTINUE AT CMTN AFTER STOPOUT	MOVE TO CMTN AFTER STOPOUT	RETURN TO CMTN AFTER STOPOUT	
CMTN	--	593	--	--	271	--	--	864
* NEW *	434	--	--	--	--	--	--	434
JIBC	--	--	25	42	--	20	24	111
TRU	--	--	8	35	--	12	8	63
BCIT	--	--	8	6	--	9	6	29
UNBC	--	--	--	13	--	4	10	27
CNC	--	--	5	5	--	8	8	26
NVIT	--	--	5	13	--	--	8	26
VCC	--	--	1	10	--	5	3	19
VIU	--	--	3	6	--	2	4	15
KPU	--	--	3	2	--	4	--	9
NLC	--	--	1	2	--	2	3	8
CAM	--	--	2	--	--	2	3	7
CAPU	--	--	2	3	--	--	1	6
LANG	--	--	3	2	--	1	--	6
UVIC	--	--	--	2	--	2	2	6
OKAN	--	--	--	3	--	1	2	6
UFV	--	--	1	1	--	3	--	5
DOUG	--	--	2	--	--	2	--	4
UBCV	--	--	--	2	--	1	1	4
COTR	--	--	2	--	--	2	--	4
RRU	--	--	1	2	--	1	--	4
SFU	--	--	1	2	--	--	--	3
ECU	--	--	--	1	--	2	--	3
SEL	--	--	--	--	--	1	1	2
NIC	--	--	1	--	--	--	--	1
UBCO	--	--	--	--	--	--	--	--
TOTAL	434	593	64	135	271	82	82	1,564

Notes:

a) The top 3 student pathways in each column are highlighted in green text.

b) Includes Academic Credit Registrants only. Students enrolled exclusively in Continuing Education Courses are excluded.

c) The total number of incoming unique students at CMTN (Table A) may not match the total number of outgoing unique students at CMTN in 2018/2019 (Table B) because students who switch institutions within a single year are captured only upon exit from CMTN, while their entry is captured at another institution.

Table B: Future Student Pathways from Coast Mountain College (CMTN), 2018/2019 to 2019/2020

PSI Next Attended in 2019/2020 or later	DIRECT PATHWAYS FROM CMTN				STOP OUT RE-ENTRY PATHWAYS			UNIQUE CMTN STUDENTS REGISTERED IN 2018/2019
	EXIT CMTN (NO REG IN B.C. AFTER 2018/2019)	CONTINUE AT CMTN FROM CMTN	MOVE TO OTHER PSI FROM CMTN	RETURN TO OTHER PSI FROM CMTN	CONTINUE AT CMTN AFTER STOPOUT	MOVE TO OTHER PSI AFTER STOPOUT FROM CMTN	RETURN TO OTHER PSI AFTER STOPOUT FROM CMTN	
* NEW *	721	--	--	--	--	-	--	721
CMTN	--	630	0	0	25	-	--	655
UNBC	--	--	38	26	--	5	--	69
TRU	--	--	31	35	--	1	--	67
JIBC	--	--	25	31	--	-	1	57
VIU	--	--	10	8	--	2	--	20
VCC	--	--	2	11	--	-	--	13
UVIC	--	--	6	2	--	-	--	8
OKAN	--	--	4	2	--	2	--	8
CNC	--	--	4	4	--	-	--	8
NVIT	--	--	7	1	--	-	--	8
BCIT	--	--	3	4	--	-	--	7
CAM	--	--	4	1	--	1	1	7
DOUG	--	--	2	3	--	1	--	6
NLC	--	--	3	3	--	-	--	6
LANG	--	--	0	5	--	-	--	5
CAPU	--	--	1	3	--	-	--	4
SFU	--	--	2	1	--	1	--	4
RRU	--	--	1	3	--	-	--	4
UBCV	--	--	0	2	--	-	1	3
KPU	--	--	0	2	--	1	--	3
COTR	--	--	0	3	--	-	--	3
UBCO	--	--	2	0	--	-	--	2
NIC	--	--	0	1	--	-	--	1
UFV	--	--	--	--	--	-	--	0
SEL	--	--	0	0	--	-	--	0
ECU	--	--	0	0	--	-	--	0
TOTAL	721	630	141	139	25	14	3	1,564

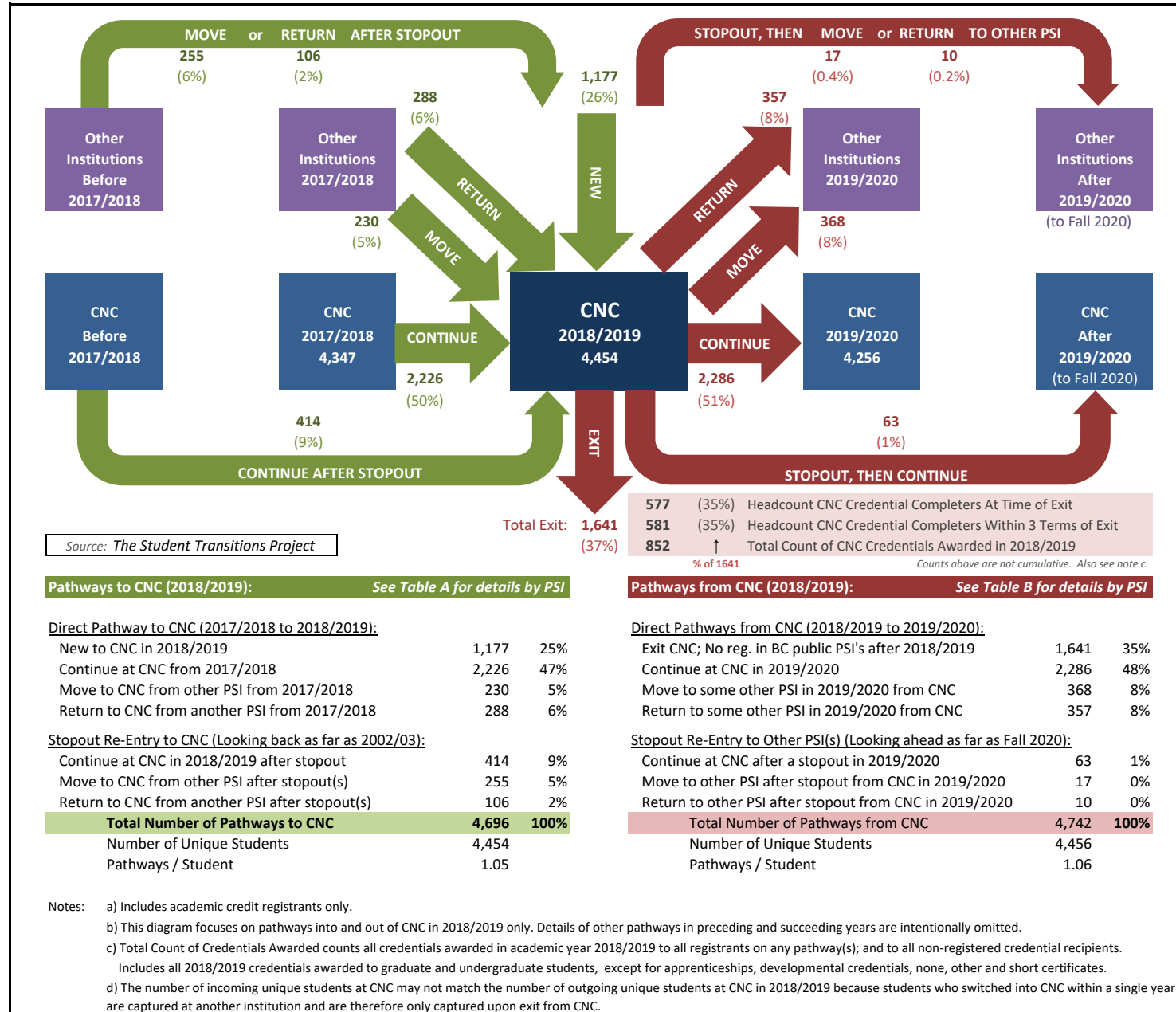
Notes:

a) The top 3 student pathways in each column are highlighted in red text.

b) Includes academic credit registrants only.

c) The total number of incoming unique students at CMTN (Table A) may not match the total number of outgoing unique students at CMTN in 2018/2019 (Table B) because students who switch institutions within a single year are captured only upon exit from CMTN while their entry is captured at another institution.

Student Pathways to College of New Caledonia (CNC) in 2018/2019 and Future Student Pathways, up to Fall 2020



This page intentionally left blank.

Table A: Student Pathways to College of New Caledonia (CNC) in 2018/2019

PSI Last Attended in 2017/2018	DIRECT PATHWAYS TO CNC				STOP OUT RE-ENTRY PATHWAYS TO CNC			UNIQUE CNC STUDENTS REGISTERED IN 2018/2019
	NEW TO STP (NEW TO CNC)	CONTINUE AT CNC FROM CNC	MOVE TO CNC FROM OTHER PSI	RETURN TO CNC FROM OTHER PSI	CONTINUE AT CNC AFTER STOPOUT	MOVE TO CNC AFTER STOPOUT	RETURN TO CNC AFTER STOPOUT	
CNC	--	2,226	--	--	414	--	--	2,640
* NEW *	1,177	--	--	--	--	--	--	1,177
TRU	--	--	45	86	--	46	15	192
UNBC	--	--	43	76	--	29	27	175
JIBC	--	--	24	36	--	48	17	125
BCIT	--	--	13	6	--	31	11	61
CMTN	--	--	15	7	--	24	2	48
KPU	--	--	15	12	--	3	--	30
OKAN	--	--	11	8	--	4	7	30
VCC	--	--	11	10	--	6	2	29
DOUG	--	--	9	7	--	8	4	28
NVIT	--	--	13	7	--	4	3	27
VIU	--	--	9	6	--	5	5	25
NLC	--	--	4	4	--	11	6	25
LANG	--	--	3	14	--	--	2	19
CAM	--	--	4	4	--	8	1	17
UFV	--	--	8	3	--	5	--	16
SEL	--	--	4	5	--	5	--	14
SFU	--	--	3	2	--	4	3	12
COTR	--	--	1	1	--	5	4	11
UVIC	--	--	3	3	--	4	--	10
UBCO	--	--	4	--	--	5	1	10
UBCV	--	--	1	4	--	2	--	7
NIC	--	--	--	2	--	3	2	7
CAPU	--	--	--	4	--	1	--	5
RRU	--	--	2	1	--	2	--	5
ECU	--	--	--	--	--	1	--	1
TOTAL	1,177	2,226	230	288	414	255	106	4,454

Notes:

a) The top 3 student pathways in each column are highlighted in green text.

b) Includes Academic Credit Registrants only. Students enrolled exclusively in Continuing Education Courses are excluded.

c) The total number of incoming unique students at CNC (Table A) may not match the total number of outgoing unique students at CNC in 2018/2019 (Table B) because students who switch institutions within a single year are captured only upon exit from CNC, while their entry is captured at another institution.

Table B: Future Student Pathways from College of New Caledonia (CNC), 2018/2019 to 2019/2020

PSI Next Attended in 2019/2020 or later	DIRECT PATHWAYS FROM CNC				STOP OUT RE-ENTRY PATHWAYS			UNIQUE CNC STUDENTS REGISTERED IN 2018/2019
	EXIT CNC (NO REG IN B.C. AFTER 2018/2019)	CONTINUE AT CNC FROM CNC	MOVE TO OTHER PSI FROM CNC	RETURN TO OTHER PSI FROM CNC	CONTINUE AT CNC AFTER STOPOUT	MOVE TO OTHER PSI AFTER STOPOUT FROM CNC	RETURN TO OTHER PSI AFTER STOPOUT FROM CNC	
CNC	--	2,286	0	0	63	-	--	2,349
* NEW *	1,641	--	--	--	--	-	--	1,641
UNBC	--	--	149	112	--	5	3	269
TRU	--	--	61	102	--	1	--	164
JIBC	--	--	71	33	--	1	2	107
BCIT	--	--	14	24	--	2	1	41
VCC	--	--	6	22	--	1	--	29
OKAN	--	--	12	5	--	2	--	19
VIU	--	--	9	5	--	-	2	16
UVIC	--	--	11	3	--	1	--	15
DOUG	--	--	2	11	--	1	--	14
KPU	--	--	3	11	--	-	--	14
NVIT	--	--	3	9	--	1	--	13
CMTN	--	--	4	7	--	-	--	11
CAM	--	--	6	3	--	1	--	10
LANG	--	--	1	9	--	-	--	10
SFU	--	--	5	4	--	-	--	9
NLC	--	--	2	6	--	-	--	8
UBCV	--	--	5	2	--	-	1	8
UBCO	--	--	6	1	--	-	--	7
UFV	--	--	3	3	--	1	--	7
COTR	--	--	1	3	--	-	1	5
RRU	--	--	1	3	--	-	--	4
CAPU	--	--	1	2	--	-	--	3
NIC	--	--	1	2	--	-	--	3
SEL	--	--	2	1	--	-	--	3
ECU	--	--	3	0	--	-	--	3
TOTAL	1,641	2,286	368	357	63	17	10	4,456

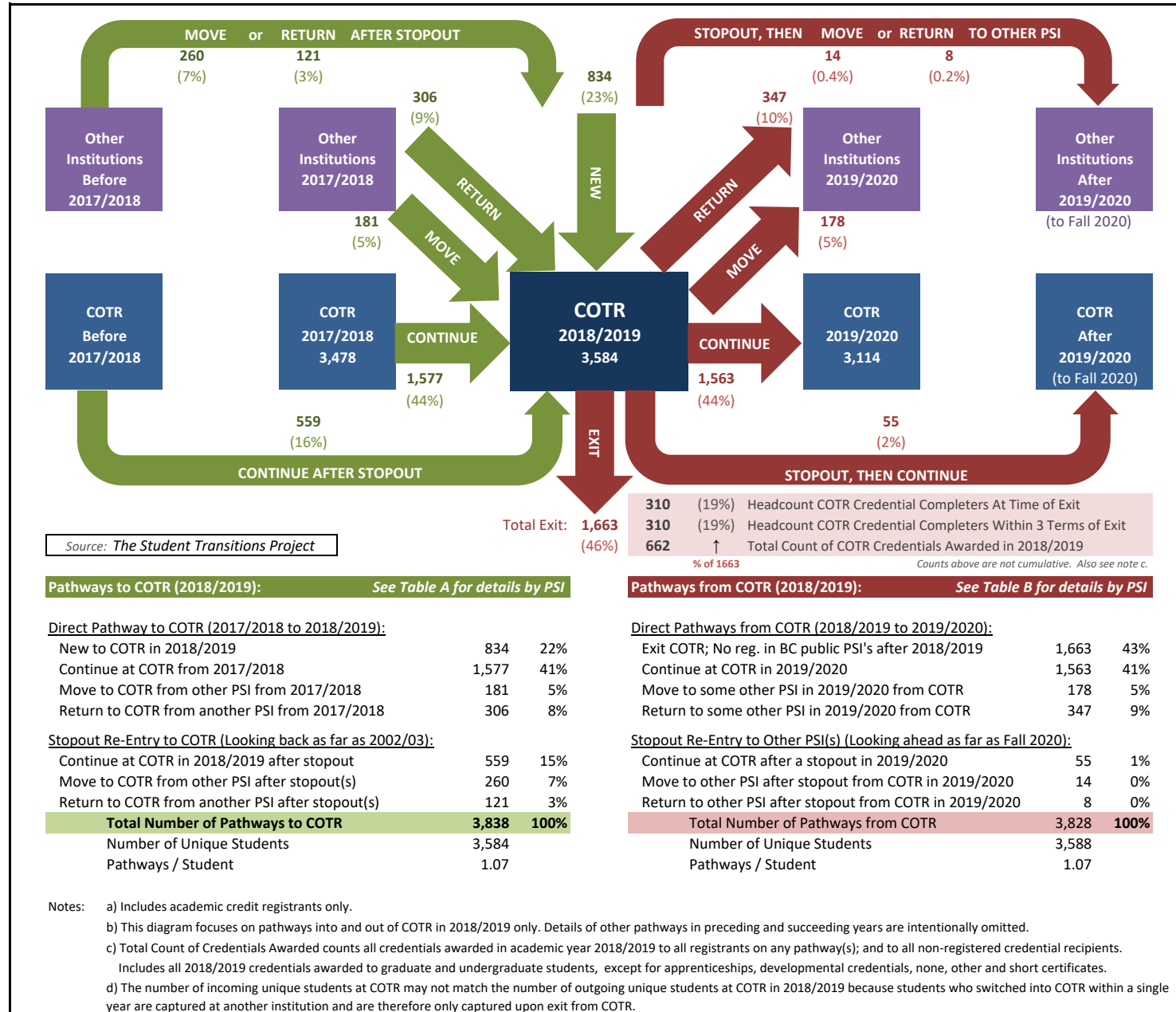
Notes:

a) The top 3 student pathways in each column are highlighted in red text.

b) Includes academic credit registrants only.

c) The total number of incoming unique students at CNC (Table A) may not match the total number of outgoing unique students at CNC in 2018/2019 (Table B) because students who switch institutions within a single year are captured only upon exit from CNC while their entry is captured at another institution.

Student Pathways to College of the Rockies (COTR) in 2018/2019 and Future Student Pathways, up to Fall 2020



This page intentionally left blank.

Table A: Student Pathways to College of the Rockies (COTR) in 2018/2019

PSI Last Attended in 2017/2018	DIRECT PATHWAYS TO COTR				STOP OUT RE-ENTRY PATHWAYS TO COTR			UNIQUE COTR STUDENTS REGISTERED IN 2018/2019
	NEW TO STP (NEW TO COTR)	CONTINUE AT COTR FROM COTR	MOVE TO COTR FROM OTHER PSI	RETURN TO COTR FROM OTHER PSI	CONTINUE AT COTR AFTER STOPOUT	MOVE TO COTR AFTER STOPOUT	RETURN TO COTR AFTER STOPOUT	
COTR	--	1,577	--	--	559	--	--	2,136
* NEW *	834	--	--	--	--	--	--	834
JIBC	--	--	86	160	--	67	45	358
TRU	--	--	16	47	--	33	12	108
BCIT	--	--	9	19	--	29	10	67
SEL	--	--	15	24	--	14	14	67
OKAN	--	--	9	12	--	11	4	36
UVIC	--	--	4	14	--	8	10	36
CAM	--	--	5	9	--	9	3	26
VIU	--	--	2	6	--	10	7	25
KPU	--	--	9	3	--	8	1	21
NIC	--	--	6	4	--	9	2	21
NLC	--	--	2	5	--	10	3	20
DOUG	--	--	6	6	--	7	--	19
UFV	--	--	3	5	--	10	1	19
LANG	--	--	4	2	--	10	1	17
UBCV	--	--	1	3	--	8	5	17
CAPU	--	--	3	3	--	6	1	13
VCC	--	--	3	3	--	5	1	12
SFU	--	--	4	--	--	8	--	12
CNC	--	--	2	3	--	2	2	9
CMTN	--	--	4	3	--	2	--	9
RRU	--	--	1	1	--	3	3	8
UBCO	--	--	2	1	--	4	--	7
UNBC	--	--	--	2	--	1	1	4
NVIT	--	--	--	2	--	1	--	3
ECU	--	--	--	--	--	--	--	--
TOTAL	834	1,577	181	306	559	260	121	3,584

Notes:

a) The top 3 student pathways in each column are highlighted in green text.

b) Includes Academic Credit Registrants only. Students enrolled exclusively in Continuing Education Courses are excluded.

c) The total number of incoming unique students at COTR (Table A) may not match the total number of outgoing unique students at COTR in 2018/2019 (Table B) because students who switch institutions within a single year are captured only upon exit from COTR, while their entry is captured at another institution.

Table B: Future Student Pathways from College of the Rockies (COTR), 2018/2019 to 2019/2020

PSI Next Attended in 2019/2020 or later	DIRECT PATHWAYS FROM COTR				STOP OUT RE-ENTRY PATHWAYS			UNIQUE COTR STUDENTS REGISTERED IN 2018/2019
	EXIT COTR (NO REG IN B.C. AFTER 2018/2019)	CONTINUE AT COTR FROM COTR	MOVE TO OTHER PSI FROM COTR	RETURN TO OTHER PSI FROM COTR	CONTINUE AT COTR AFTER STOPOUT	MOVE TO OTHER PSI AFTER STOPOUT FROM COTR	RETURN TO OTHER PSI AFTER STOPOUT FROM COTR	
* NEW *	1,663	--	--	--	--	-	--	1,663
COTR	--	1,563	0	0	55	-	--	1,618
JIBC	--	--	32	167	--	3	3	205
UVIC	--	--	52	37	--	3	--	92
TRU	--	--	32	52	--	2	--	86
SEL	--	--	10	22	--	-	1	33
BCIT	--	--	10	20	--	1	--	31
OKAN	--	--	9	8	--	2	--	19
NIC	--	--	3	7	--	-	1	11
UBCV	--	--	2	7	--	1	--	10
UBCO	--	--	8	2	--	-	--	10
VIU	--	--	4	4	--	-	1	9
UFV	--	--	4	5	--	-	--	9
CAM	--	--	1	5	--	1	--	7
CNC	--	--	1	5	--	-	--	6
VCC	--	--	3	3	--	-	--	6
DOUG	--	--	2	3	--	-	1	6
CMTN	--	--	0	5	--	-	1	6
SFU	--	--	2	3	--	1	--	6
NLC	--	--	2	4	--	-	--	6
RRU	--	--	2	2	--	-	--	4
CAPU	--	--	2	2	--	-	--	4
UNBC	--	--	1	2	--	-	--	3
KPU	--	--	0	3	--	-	--	3
LANG	--	--	1	2	--	-	--	3
NVIT	--	--	0	1	--	-	--	1
ECU	--	--	0	0	--	-	--	0
TOTAL	1,663	1,563	178	347	55	14	8	3,588

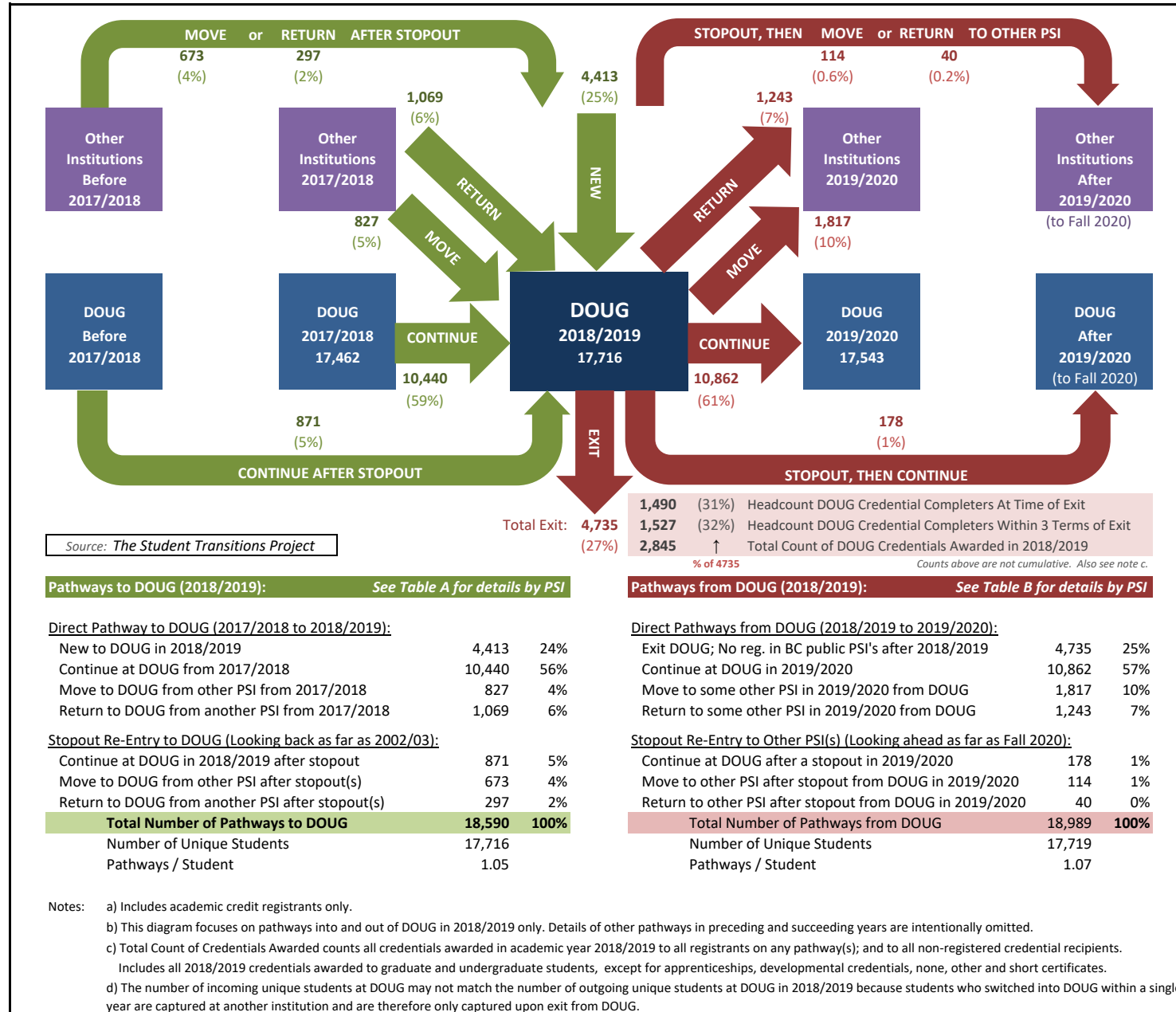
Notes:

a) The top 3 student pathways in each column are highlighted in red text.

b) Includes academic credit registrants only.

c) The total number of incoming unique students at COTR (Table A) may not match the total number of outgoing unique students at COTR in 2018/2019 (Table B) because students who switch institutions within a single year are captured only upon exit from COTR while their entry is captured at another institution.

Student Pathways to Douglas College (DOUG) in 2018/2019 and Future Student Pathways, up to Fall 2020



This page intentionally left blank.

Table A: Student Pathways to Douglas College (DOUG) in 2018/2019

PSI Last Attended in 2017/2018	DIRECT PATHWAYS TO DOUG				STOP OUT RE-ENTRY PATHWAYS TO DOUG			UNIQUE DOUG STUDENTS REGISTERED IN 2018/2019
	NEW TO STP (NEW TO DOUG)	CONTINUE AT DOUG FROM DOUG	MOVE TO DOUG FROM OTHER PSI	RETURN TO DOUG FROM OTHER PSI	CONTINUE AT DOUG AFTER STOPOUT	MOVE TO DOUG AFTER STOPOUT	RETURN TO DOUG AFTER STOPOUT	
DOUG	--	10,440	--	--	871	--	--	11,311
* NEW *	4,413	--	--	--	--	--	--	4,413
BCIT	--	--	105	230	--	120	54	509
KPU	--	--	185	139	--	96	21	441
SFU	--	--	132	149	--	78	68	427
TRU	--	--	67	211	--	34	38	350
LANG	--	--	121	107	--	45	19	292
VCC	--	--	62	92	--	72	36	262
UBCV	--	--	53	31	--	58	20	162
JIBC	--	--	22	66	--	45	20	153
UFV	--	--	40	32	--	35	11	118
CAPU	--	--	32	35	--	33	8	108
UVIC	--	--	19	6	--	19	8	52
VIU	--	--	6	3	--	13	2	24
CAM	--	--	7	5	--	11	--	23
CNC	--	--	4	11	--	4	--	19
OKAN	--	--	8	5	--	4	1	18
COTR	--	--	4	5	--	4	2	15
SEL	--	--	5	4	--	3	1	13
UBCO	--	--	6	2	--	3	1	12
NIC	--	--	1	2	--	5	1	9
NVIT	--	--	5	1	--	1	2	9
ECU	--	--	4	1	--	3	1	9
NLC	--	--	1	5	--	1	--	7
CMTN	--	--	1	1	--	3	1	6
UNBC	--	--	1	--	--	4	--	5
RRU	--	--	1	--	--	2	--	3
TOTAL	4,413	10,440	827	1,069	871	673	297	17,716

Notes:

a) The top 3 student pathways in each column are highlighted in green text.

b) Includes Academic Credit Registrants only. Students enrolled exclusively in Continuing Education Courses are excluded.

c) The total number of incoming unique students at DOUG (Table A) may not match the total number of outgoing unique students at DOUG in 2018/2019 (Table B) because students who switch institutions within a single year are captured only upon exit from DOUG, while their entry is captured at another institution.

Table B: Future Student Pathways from Douglas College (DOUG), 2018/2019 to 2019/2020

PSI Next Attended in 2019/2020 or later	DIRECT PATHWAYS FROM DOUG				STOP OUT RE-ENTRY PATHWAYS			UNIQUE DOUG STUDENTS REGISTERED IN 2018/2019
	EXIT DOUG (NO REG IN B.C. AFTER 2018/2019)	CONTINUE AT DOUG FROM DOUG	MOVE TO OTHER PSI FROM DOUG	RETURN TO OTHER PSI FROM DOUG	CONTINUE AT DOUG AFTER STOPOUT	MOVE TO OTHER PSI AFTER STOPOUT FROM DOUG	RETURN TO OTHER PSI AFTER STOPOUT FROM DOUG	
DOUG	--	10,862	0	0	178	-	--	11,040
* NEW *	4,735	--	--	--	--	-	--	4,735
SFU	--	--	484	297	--	9	3	793
BCIT	--	--	345	205	--	28	12	590
TRU	--	--	162	222	--	4	3	391
JIBC	--	--	213	58	--	4	3	278
KPU	--	--	81	160	--	8	3	252
UBCV	--	--	176	51	--	13	--	240
VCC	--	--	87	72	--	9	6	174
LANG	--	--	82	69	--	9	2	162
UFV	--	--	55	46	--	7	2	110
UVIC	--	--	48	17	--	5	--	70
CAPU	--	--	33	26	--	6	2	67
UBCO	--	--	26	7	--	2	--	35
OKAN	--	--	11	9	--	2	2	24
SEL	--	--	12	4	--	-	--	16
CNC	--	--	4	10	--	1	--	15
VIU	--	--	5	4	--	4	1	14
CAM	--	--	13	0	--	1	--	14
UNBC	--	--	6	1	--	-	1	8
COTR	--	--	4	3	--	-	--	7
RRU	--	--	5	0	--	1	--	6
NVIT	--	--	4	2	--	-	--	6
ECU	--	--	1	2	--	-	--	3
NIC	--	--	0	1	--	1	--	2
CMTN	--	--	0	1	--	-	--	1
NLC	--	--	0	1	--	-	--	1
TOTAL	4,735	10,862	1,817	1,243	178	114	40	17,719

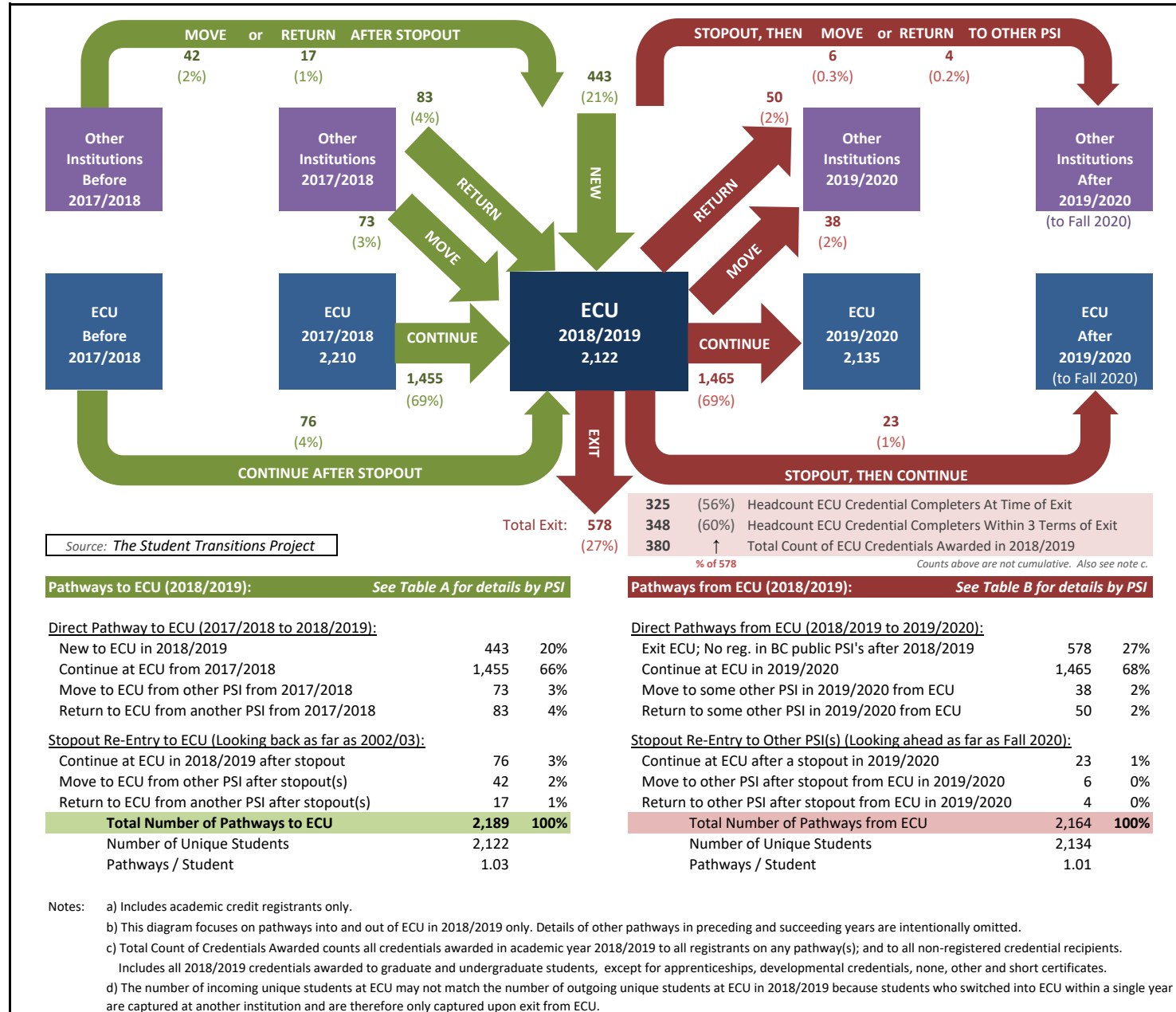
Notes:

a) The top 3 student pathways in each column are highlighted in red text.

b) Includes academic credit registrants only.

c) The total number of incoming unique students at DOUG (Table A) may not match the total number of outgoing unique students at DOUG in 2018/2019 (Table B) because students who switch institutions within a single year are captured only upon exit from DOUG while their entry is captured at another institution.

Student Pathways to Emily Carr Institute of Art + Design (ECU) in 2018/2019 and Future Student Pathways, up to Fall 2020



This page intentionally left blank.

Table A: Student Pathways to Emily Carr Institute of Art + Design (ECU) in 2018/2019

PSI Last Attended in 2017/2018	DIRECT PATHWAYS TO ECU				STOP OUT RE-ENTRY PATHWAYS TO ECU			UNIQUE ECU STUDENTS REGISTERED IN 2018/2019
	NEW TO STP (NEW TO ECU)	CONTINUE AT ECU FROM ECU	MOVE TO ECU FROM OTHER PSI	RETURN TO ECU FROM OTHER PSI	CONTINUE AT ECU AFTER STOPOUT	MOVE TO ECU AFTER STOPOUT	RETURN TO ECU AFTER STOPOUT	
ECU	--	1,455	--	--	76	--	--	1,531
* NEW *	443	--	--	--	--	--	--	443
LANG	--	--	26	18	--	10	3	57
BCIT	--	--	5	27	--	8	4	44
UBCV	--	--	1	6	--	3	5	15
CAM	--	--	11	--	--	2	1	14
VCC	--	--	--	11	--	2	--	13
KPU	--	--	3	7	--	2	--	12
UVIC	--	--	5	--	--	6	--	11
SFU	--	--	5	1	--	3	1	10
TRU	--	--	3	4	--	2	--	9
DOUG	--	--	4	4	--	--	--	8
VIU	--	--	4	2	--	1	1	8
CAPU	--	--	3	1	--	3	--	7
JIBC	--	--	1	1	--	1	1	4
UFV	--	--	1	1	--	--	--	2
CNC	--	--	2	--	--	--	--	2
SEL	--	--	1	--	--	--	--	1
NIC	--	--	1	--	--	--	--	1
NLC	--	--	--	1	--	--	--	1
CMTN	--	--	--	1	--	--	--	1
UNBC	--	--	--	--	--	--	1	1
OKAN	--	--	--	--	--	--	--	--
COTR	--	--	--	--	--	--	--	--
UBCO	--	--	--	--	--	--	--	--
NVIT	--	--	--	--	--	--	--	--
RRU	--	--	--	--	--	--	--	--
TOTAL	443	1,455	73	83	76	42	17	2,122

Notes:

a) The top 3 student pathways in each column are highlighted in green text.

b) Includes Academic Credit Registrants only. Students enrolled exclusively in Continuing Education Courses are excluded.

c) The total number of incoming unique students at ECU (Table A) may not match the total number of outgoing unique students at ECU in 2018/2019 (Table B) because students who switch institutions within a single year are captured only upon exit from ECU, while their entry is captured at another institution.

Table B: Future Student Pathways from Emily Carr Institute of Art + Design (ECU), 2018/2019 to 2019/2020

PSI Next Attended in 2019/2020 or later	DIRECT PATHWAYS FROM ECU				STOP OUT RE-ENTRY PATHWAYS			UNIQUE ECU STUDENTS REGISTERED IN 2018/2019
	EXIT ECU (NO REG IN B.C. AFTER 2018/2019)	CONTINUE AT ECU FROM ECU	MOVE TO OTHER PSI FROM ECU	RETURN TO OTHER PSI FROM ECU	CONTINUE AT ECU AFTER STOPOUT	MOVE TO OTHER PSI AFTER STOPOUT FROM ECU	RETURN TO OTHER PSI AFTER STOPOUT FROM ECU	
ECU	--	1,465	0	0	23	-	--	1,488
* NEW *	578	--	--	--	--	-	--	578
BCIT	--	--	5	20	--	-	--	25
LANG	--	--	7	6	--	2	1	16
UBCV	--	--	7	5	--	1	1	14
DOUG	--	--	4	2	--	3	1	10
CAPU	--	--	3	7	--	-	--	10
TRU	--	--	3	4	--	-	--	7
SFU	--	--	4	2	--	-	--	6
VIU	--	--	1	3	--	-	--	4
KPU	--	--	2	1	--	-	--	3
UVIC	--	--	0	2	--	-	1	3
VCC	--	--	2	0	--	-	--	2
CAM	--	--	0	2	--	-	--	2
UFV	--	--	--	1	--	-	--	1
UBCO	--	--	1	0	--	-	--	1
RRU	--	--	1	0	--	-	--	1
JIBC	--	--	0	0	--	-	--	0
OKAN	--	--	0	0	--	-	--	0
SEL	--	--	0	0	--	-	--	0
CNC	--	--	0	0	--	-	--	0
UNBC	--	--	0	0	--	-	--	0
COTR	--	--	0	0	--	-	--	0
NVIT	--	--	0	0	--	-	--	0
NIC	--	--	0	0	--	-	--	0
CMTN	--	--	0	0	--	-	--	0
NLC	--	--	0	0	--	-	--	0
TOTAL	578	1,465	38	50	23	6	4	2,134

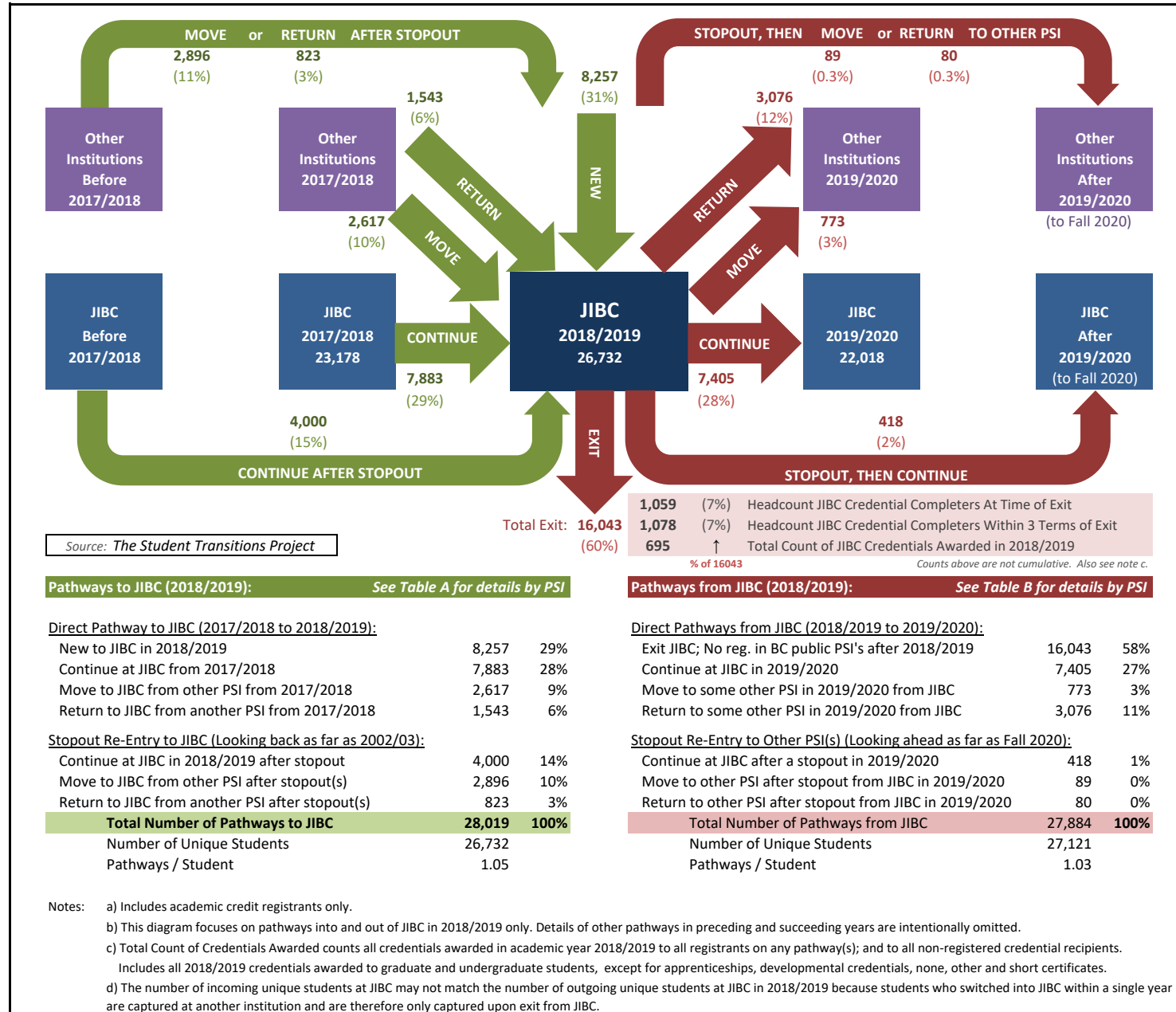
Notes:

a) The top 3 student pathways in each column are highlighted in red text.

b) Includes academic credit registrants only.

c) The total number of incoming unique students at ECU (Table A) may not match the total number of outgoing unique students at ECU in 2018/2019 (Table B) because students who switch institutions within a single year are captured only upon exit from ECU while their entry is captured at another institution.

Student Pathways to Justice Institute of B.C. (JIBC) in 2018/2019 and Future Student Pathways, up to Fall 2020



This page intentionally left blank.

Table A: Student Pathways to Justice Institute of B.C. (JIBC) in 2018/2019

PSI Last Attended in 2017/2018	DIRECT PATHWAYS TO JIBC				STOP OUT RE-ENTRY PATHWAYS TO JIBC			UNIQUE JIBC STUDENTS REGISTERED IN 2018/2019
	NEW TO STP (NEW TO JIBC)	CONTINUE AT JIBC FROM JIBC	MOVE TO JIBC FROM OTHER PSI	RETURN TO JIBC FROM OTHER PSI	CONTINUE AT JIBC AFTER STOPOUT	MOVE TO JIBC AFTER STOPOUT	RETURN TO JIBC AFTER STOPOUT	
JIBC	--	7,883	--	--	4,000	--	--	11,883
* NEW *	8,257	--	--	--	--	--	--	8,257
BCIT	--	--	278	316	--	565	193	1,352
KPU	--	--	551	54	--	195	18	818
TRU	--	--	189	236	--	201	75	701
DOUG	--	--	260	57	--	174	41	532
LANG	--	--	296	33	--	117	27	473
SFU	--	--	134	76	--	226	33	469
UFV	--	--	150	73	--	172	16	411
UBCV	--	--	82	46	--	208	25	361
UVIC	--	--	79	64	--	157	28	328
CAM	--	--	98	85	--	111	28	322
VIU	--	--	78	44	--	142	43	307
CAPU	--	--	119	63	--	82	43	307
OKAN	--	--	70	63	--	64	48	245
VCC	--	--	54	36	--	114	24	228
COTR	--	--	34	116	--	38	38	226
CNC	--	--	83	52	--	68	20	223
RRU	--	--	36	67	--	46	20	169
UNBC	--	--	38	34	--	63	13	148
CMTN	--	--	27	27	--	61	31	146
NIC	--	--	33	23	--	46	28	130
SEL	--	--	45	38	--	27	18	128
NLC	--	--	31	11	--	41	25	108
NVIT	--	--	27	13	--	28	11	79
UBCO	--	--	12	7	--	39	2	60
ECU	--	--	--	--	--	9	3	12
TOTAL	8,257	7,883	2,617	1,543	4,000	2,896	823	26,732

Notes:

a) The top 3 student pathways in each column are highlighted in green text.

b) Includes Academic Credit Registrants only. Students enrolled exclusively in Continuing Education Courses are excluded.

c) The total number of incoming unique students at JIBC (Table A) may not match the total number of outgoing unique students at JIBC in 2018/2019 (Table B) because students who switch institutions within a single year are captured only upon exit from JIBC, while their entry is captured at another institution.

Table B: Future Student Pathways from Justice Institute of B.C. (JIBC), 2018/2019 to 2019/2020

PSI Next Attended in 2019/2020 or later	DIRECT PATHWAYS FROM JIBC				STOP OUT RE-ENTRY PATHWAYS			UNIQUE JIBC STUDENTS REGISTERED IN 2018/2019
	EXIT JIBC (NO REG IN B.C. AFTER 2018/2019)	CONTINUE AT JIBC FROM JIBC	MOVE TO OTHER PSI FROM JIBC	RETURN TO OTHER PSI FROM JIBC	CONTINUE AT JIBC AFTER STOPOUT	MOVE TO OTHER PSI AFTER STOPOUT FROM JIBC	RETURN TO OTHER PSI AFTER STOPOUT FROM JIBC	
* NEW *	16,043	--	--	--	--	-	--	16,043
JIBC	--	7,405	0	0	418	-	--	7,823
BCIT	--	--	157	477	--	17	16	667
KPU	--	--	18	400	--	4	3	425
TRU	--	--	130	266	--	3	5	404
LANG	--	--	11	361	--	2	2	376
DOUG	--	--	21	289	--	2	3	315
CAPU	--	--	22	212	--	1	3	238
UFV	--	--	16	170	--	4	6	196
COTR	--	--	58	129	--	6	2	195
OKAN	--	--	50	74	--	4	3	131
SFU	--	--	20	95	--	9	5	129
VIU	--	--	33	76	--	9	3	121
UVIC	--	--	21	88	--	4	7	120
VCC	--	--	31	86	--	-	3	120
RRU	--	--	30	64	--	2	2	98
CAM	--	--	25	63	--	5	3	96
CNC	--	--	16	73	--	2	4	95
UBCV	--	--	23	48	--	4	5	80
SEL	--	--	27	46	--	2	3	78
CMTN	--	--	17	36	--	-	--	53
NIC	--	--	17	29	--	3	--	49
UNBC	--	--	12	34	--	-	2	48
NVIT	--	--	13	18	--	1	--	32
UBCO	--	--	13	13	--	4	--	30
NLC	--	--	7	22	--	1	--	30
ECU	--	--	1	0	--	-	--	1
TOTAL	16,043	7,405	773	3,076	418	89	80	27,121

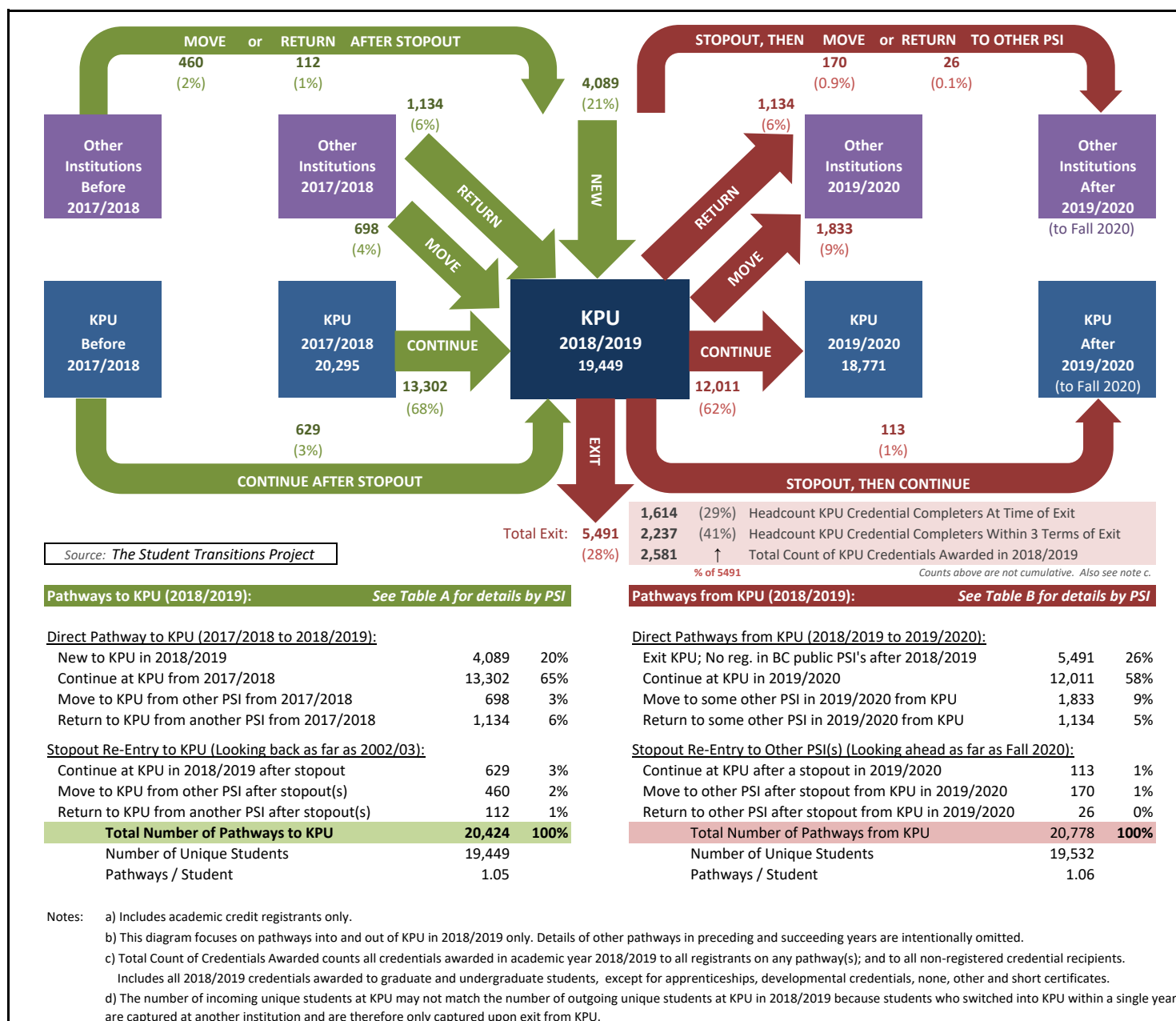
Notes:

a) The top 3 student pathways in each column are highlighted in red text.

b) Includes academic credit registrants only.

c) The total number of incoming unique students at JIBC (Table A) may not match the total number of outgoing unique students at JIBC in 2018/2019 (Table B) because students who switch institutions within a single year are captured only upon exit from JIBC while their entry is captured at another institution.

Student Pathways to Kwantlen Polytechnic University (KPU) in 2018/2019 and Future Student Pathways, up to Fall 2020



This page intentionally left blank.

Table A: Student Pathways to Kwantlen Polytechnic University (KPU) in 2018/2019

PSI Last Attended in 2017/2018	DIRECT PATHWAYS TO KPU				STOP OUT RE-ENTRY PATHWAYS TO KPU			UNIQUE KPU STUDENTS REGISTERED IN 2018/2019
	NEW TO STP (NEW TO KPU)	CONTINUE AT KPU FROM KPU	MOVE TO KPU FROM OTHER PSI	RETURN TO KPU FROM OTHER PSI	CONTINUE AT KPU AFTER STOPOUT	MOVE TO KPU AFTER STOPOUT	RETURN TO KPU AFTER STOPOUT	
KPU	--	13,302	--	--	629	--	--	13,931
* NEW *	4,089	--	--	--	--	--	--	4,089
BCIT	--	--	106	266	--	96	28	496
TRU	--	--	84	285	--	20	9	398
DOUG	--	--	127	159	--	66	16	368
LANG	--	--	119	151	--	46	11	327
SFU	--	--	71	52	--	30	13	166
UFV	--	--	71	41	--	47	7	166
VCC	--	--	29	47	--	49	7	132
JIBC	--	--	24	71	--	19	11	125
UBCV	--	--	39	30	--	32	5	106
SEL	--	--	11	47	--	3	1	62
CAPU	--	--	19	25	--	9	--	53
UVIC	--	--	13	7	--	15	--	35
VIU	--	--	10	6	--	6	--	22
CAM	--	--	6	7	--	7	1	21
UBCO	--	--	7	3	--	10	1	21
OKAN	--	--	7	6	--	2	2	17
CNC	--	--	3	12	--	1	--	16
NLC	--	--	5	6	--	2	--	13
NVIT	--	--	5	--	--	6	--	11
ECU	--	--	1	5	--	2	--	8
UNBC	--	--	2	1	--	3	--	6
CMTN	--	--	3	2	--	--	--	5
NIC	--	--	1	2	--	2	--	5
COTR	--	--	1	2	--	1	--	4
RRU	--	--	1	1	--	1	1	4
TOTAL	4,089	13,302	698	1,134	629	460	112	19,449

Notes:

a) The top 3 student pathways in each column are highlighted in green text.

b) Includes Academic Credit Registrants only. Students enrolled exclusively in Continuing Education Courses are excluded.

c) The total number of incoming unique students at KPU (Table A) may not match the total number of outgoing unique students at KPU in 2018/2019 (Table B) because students who switch institutions within a single year are captured only upon exit from KPU, while their entry is captured at another institution.

Table B: Future Student Pathways from Kwantlen Polytechnic University (KPU), 2018/2019 to 2019/2020

PSI Next Attended in 2019/2020 or later	DIRECT PATHWAYS FROM KPU				STOP OUT RE-ENTRY PATHWAYS			UNIQUE KPU STUDENTS REGISTERED IN 2018/2019
	EXIT KPU (NO REG IN B.C. AFTER 2018/2019)	CONTINUE AT KPU FROM KPU	MOVE TO OTHER PSI FROM KPU	RETURN TO OTHER PSI FROM KPU	CONTINUE AT KPU AFTER STOPOUT	MOVE TO OTHER PSI AFTER STOPOUT FROM KPU	RETURN TO OTHER PSI AFTER STOPOUT FROM KPU	
KPU	--	12,011	0	0	113	-	--	12,124
* NEW *	5,491	--	--	--	--	-	--	5,491
BCIT	--	--	443	248	--	44	13	748
TRU	--	--	177	253	--	4	--	434
SFU	--	--	261	142	--	17	1	421
DOUG	--	--	176	151	--	21	4	352
JIBC	--	--	286	48	--	4	--	338
UBCV	--	--	159	45	--	23	2	229
LANG	--	--	102	88	--	15	2	207
VCC	--	--	94	56	--	6	2	158
UFV	--	--	67	45	--	13	2	127
UVIC	--	--	29	12	--	4	--	45
CAPU	--	--	14	16	--	5	--	35
OKAN	--	--	18	8	--	2	--	28
SEL	--	--	11	11	--	-	--	22
CAM	--	--	10	5	--	4	--	19
VIU	--	--	10	6	--	2	--	18
CNC	--	--	5	11	--	2	--	18
UBCO	--	--	12	2	--	1	--	15
COTR	--	--	6	5	--	1	--	12
ECU	--	--	2	8	--	1	--	11
NLC	--	--	3	7	--	-	--	10
CMTN	--	--	3	4	--	-	--	7
UNBC	--	--	5	0	--	-	--	5
NVIT	--	--	2	3	--	-	--	5
RRU	--	--	2	1	--	1	--	4
NIC	--	--	1	2	--	-	--	3
TOTAL	5,491	12,011	1,833	1,134	113	170	26	19,532

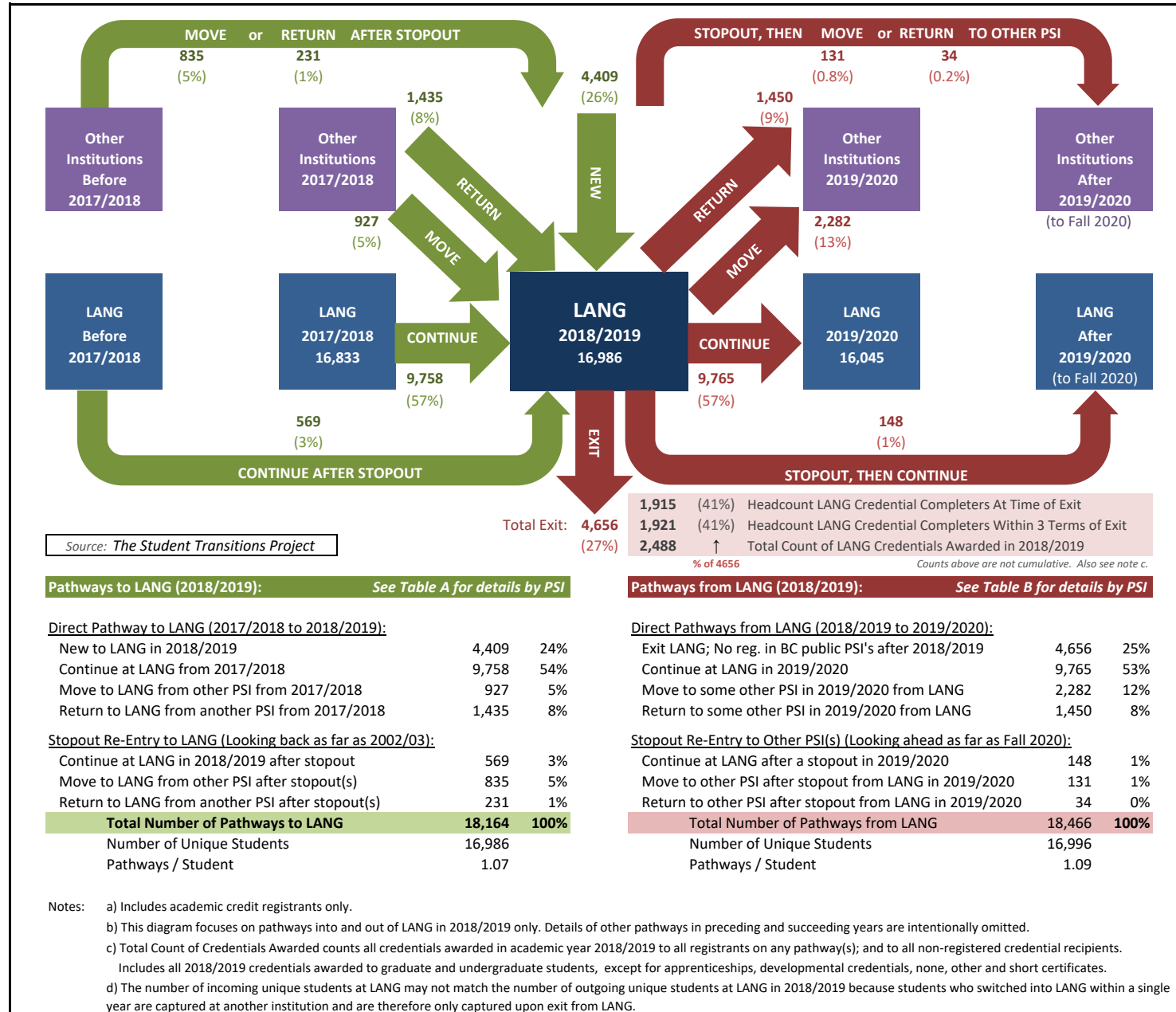
Notes:

a) The top 3 student pathways in each column are highlighted in red text.

b) Includes academic credit registrants only.

c) The total number of incoming unique students at KPU (Table A) may not match the total number of outgoing unique students at KPU in 2018/2019 (Table B) because students who switch institutions within a single year are captured only upon exit from KPU while their entry is captured at another institution.

Student Pathways to Langara College (LANG) in 2018/2019 and Future Student Pathways, up to Fall 2020



This page intentionally left blank.

Table A: Student Pathways to Langara College (LANG) in 2018/2019

PSI Last Attended in 2017/2018	DIRECT PATHWAYS TO LANG				STOP OUT RE-ENTRY PATHWAYS TO LANG			UNIQUE LANG STUDENTS REGISTERED IN 2018/2019
	NEW TO STP (NEW TO LANG)	CONTINUE AT LANG FROM LANG	MOVE TO LANG FROM OTHER PSI	RETURN TO LANG FROM OTHER PSI	CONTINUE AT LANG AFTER STOPOUT	MOVE TO LANG AFTER STOPOUT	RETURN TO LANG AFTER STOPOUT	
LANG	--	9,758	--	--	569	--	--	10,327
* NEW *	4,409	--	--	--	--	--	--	4,409
BCIT	--	--	150	630	--	214	55	1,049
UBCV	--	--	170	96	--	100	39	405
VCC	--	--	87	151	--	94	29	361
KPU	--	--	117	113	--	71	12	313
TRU	--	--	58	187	--	21	10	276
DOUG	--	--	86	110	--	62	18	276
SFU	--	--	95	67	--	67	30	259
CAPU	--	--	50	38	--	49	10	147
JIBC	--	--	32	33	--	55	11	131
UVIC	--	--	42	13	--	35	6	96
ECU	--	--	17	9	--	28	11	65
UFV	--	--	21	10	--	15	1	47
SEL	--	--	7	22	--	5	2	36
CAM	--	--	17	4	--	10	1	32
UBCO	--	--	13	2	--	9	2	26
CNC	--	--	7	14	--	1	--	22
VIU	--	--	9	2	--	9	1	21
OKAN	--	--	4	2	--	8	1	15
UNBC	--	--	3	--	--	7	--	10
NIC	--	--	2	4	--	3	--	9
NLC	--	--	--	7	--	1	--	8
CMTN	--	--	3	2	--	2	--	7
COTR	--	--	1	3	--	3	--	7
RRU	--	--	1	--	--	1	--	2
NVIT	--	--	1	--	--	--	--	1
TOTAL	4,409	9,758	927	1,435	569	835	231	16,986

Notes:

a) The top 3 student pathways in each column are highlighted in green text.

b) Includes Academic Credit Registrants only. Students enrolled exclusively in Continuing Education Courses are excluded.

c) The total number of incoming unique students at LANG (Table A) may not match the total number of outgoing unique students at LANG in 2018/2019 (Table B) because students who switch institutions within a single year are captured only upon exit from LANG, while their entry is captured at another institution.

Table B: Future Student Pathways from Langara College (LANG), 2018/2019 to 2019/2020

PSI Next Attended in 2019/2020 or later	DIRECT PATHWAYS FROM LANG				STOP OUT RE-ENTRY PATHWAYS			UNIQUE LANG STUDENTS REGISTERED IN 2018/2019
	EXIT LANG (NO REG IN B.C. AFTER 2018/2019)	CONTINUE AT LANG FROM LANG	MOVE TO OTHER PSI FROM LANG	RETURN TO OTHER PSI FROM LANG	CONTINUE AT LANG AFTER STOPOUT	MOVE TO OTHER PSI AFTER STOPOUT FROM LANG	RETURN TO OTHER PSI AFTER STOPOUT FROM LANG	
LANG	--	9,765	0	0	148	-	--	9,913
* NEW *	4,656	--	--	--	--	-	--	4,656
UBCV	--	--	537	239	--	23	6	805
BCIT	--	--	342	233	--	31	12	618
TRU	--	--	248	344	--	2	--	594
SFU	--	--	273	165	--	11	2	451
JIBC	--	--	315	33	--	6	4	358
VCC	--	--	152	114	--	14	1	281
DOUG	--	--	114	111	--	11	3	239
KPU	--	--	117	107	--	10	4	238
UVIC	--	--	71	38	--	4	1	114
CAPU	--	--	50	41	--	7	--	98
ECU	--	--	20	18	--	2	--	40
UBCO	--	--	31	5	--	-	--	36
UFV	--	--	12	12	--	3	--	27
SEL	--	--	14	7	--	-	--	21
CAM	--	--	10	7	--	2	1	20
CNC	--	--	6	12	--	1	--	19
OKAN	--	--	8	7	--	-	--	15
VIU	--	--	11	2	--	1	--	14
NLC	--	--	5	3	--	-	--	8
UNBC	--	--	5	2	--	-	--	7
NVIT	--	--	6	0	--	-	--	6
RRU	--	--	2	1	--	3	--	6
COTR	--	--	3	1	--	-	--	4
CMTN	--	--	1	3	--	-	--	4
NIC	--	--	3	1	--	-	--	4
TOTAL	4,656	9,765	2,282	1,450	148	131	34	16,996

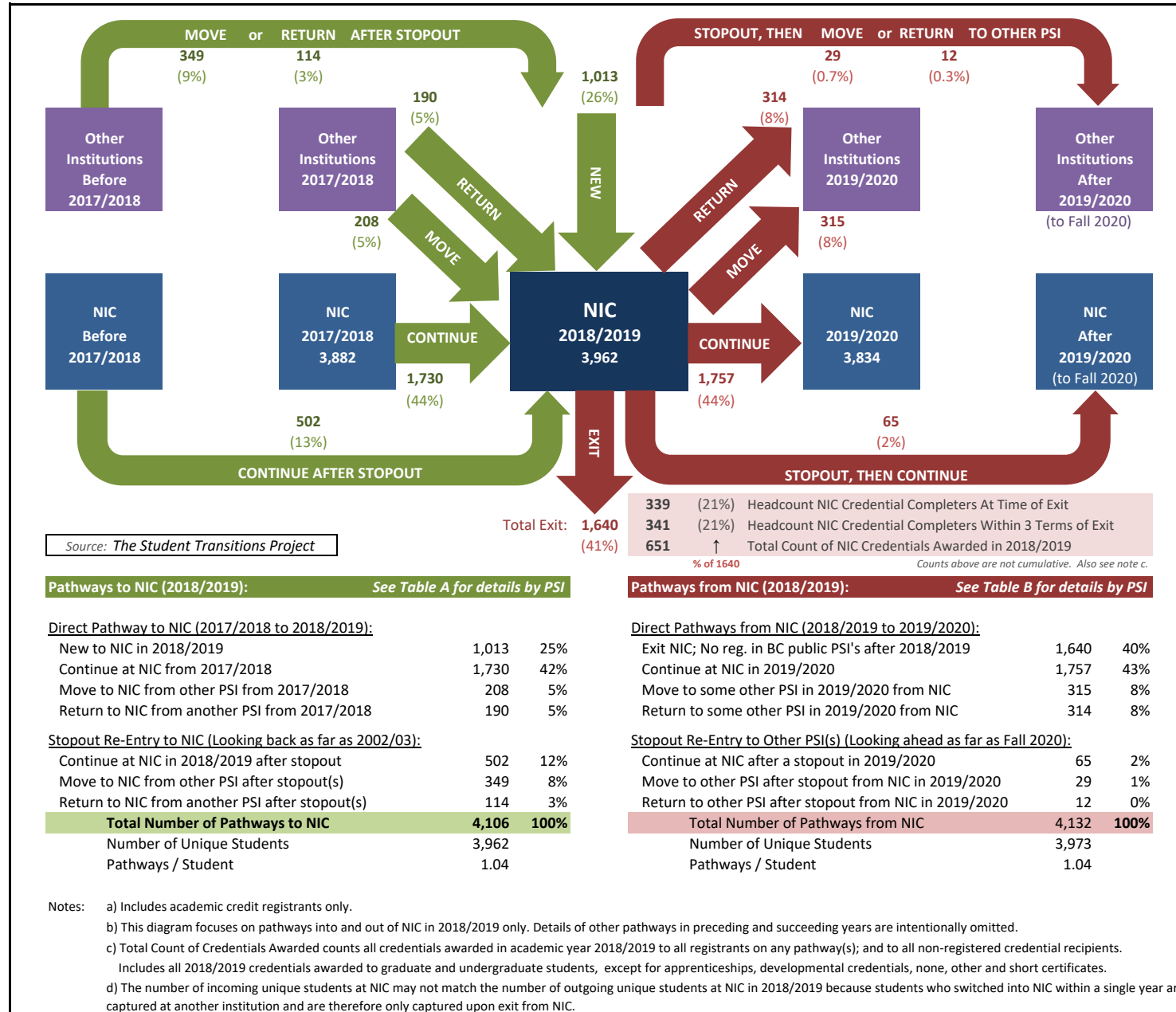
Notes:

a) The top 3 student pathways in each column are highlighted in red text.

b) Includes academic credit registrants only.

c) The total number of incoming unique students at LANG (Table A) may not match the total number of outgoing unique students at LANG in 2018/2019 (Table B) because students who switch institutions within a single year are captured only upon exit from LANG while their entry is captured at another institution.

Student Pathways to North Island College (NIC) in 2018/2019 and Future Student Pathways, up to Fall 2020



This page intentionally left blank.

Table A: Student Pathways to North Island College (NIC) in 2018/2019

PSI Last Attended in 2017/2018	DIRECT PATHWAYS TO NIC				STOP OUT RE-ENTRY PATHWAYS TO NIC			UNIQUE NIC STUDENTS REGISTERED IN 2018/2019
	NEW TO STP (NEW TO NIC)	CONTINUE AT NIC FROM NIC	MOVE TO NIC FROM OTHER PSI	RETURN TO NIC FROM OTHER PSI	CONTINUE AT NIC AFTER STOPOUT	MOVE TO NIC AFTER STOPOUT	RETURN TO NIC AFTER STOPOUT	
NIC	--	1,730	--	--	502	--	--	2,232
* NEW *	1,013	--	--	--	--	--	--	1,013
VIU	--	--	73	54	--	86	40	253
JIBC	--	--	37	17	--	58	20	132
TRU	--	--	26	41	--	19	11	97
BCIT	--	--	11	21	--	40	10	82
CAM	--	--	13	13	--	42	11	79
UVIC	--	--	21	18	--	23	9	71
UBCV	--	--	6	1	--	14	3	24
VCC	--	--	5	2	--	14	2	23
LANG	--	--	3	5	--	7	2	17
CAPU	--	--	3	2	--	9	2	16
KPU	--	--	2	3	--	9	1	15
OKAN	--	--	4	4	--	3	--	11
SFU	--	--	2	2	--	6	--	10
NLC	--	--	2	2	--	3	2	9
COTR	--	--	1	2	--	3	3	9
RRU	--	--	2	3	--	4	--	9
SEL	--	--	3	2	--	1	2	8
DOUG	--	--	1	--	--	6	--	7
UFV	--	--	1	--	--	5	--	6
CMTN	--	--	2	1	--	2	--	5
NVIT	--	--	1	--	--	4	--	5
ECU	--	--	--	1	--	2	1	4
CNC	--	--	1	2	--	1	--	4
UBCO	--	--	1	1	--	1	--	3
UNBC	--	--	--	--	--	1	1	2
TOTAL	1,013	1,730	208	190	502	349	114	3,962

Notes:

a) The top 3 student pathways in each column are highlighted in green text.

b) Includes Academic Credit Registrants only. Students enrolled exclusively in Continuing Education Courses are excluded.

c) The total number of incoming unique students at NIC (Table A) may not match the total number of outgoing unique students at NIC in 2018/2019 (Table B) because students who switch institutions within a single year are captured only upon exit from NIC, while their entry is captured at another institution.

Table B: Future Student Pathways from North Island College (NIC), 2018/2019 to 2019/2020

PSI Next Attended in 2019/2020 or later	DIRECT PATHWAYS FROM NIC				STOP OUT RE-ENTRY PATHWAYS			UNIQUE NIC STUDENTS REGISTERED IN 2018/2019
	EXIT NIC (NO REG IN B.C. AFTER 2018/2019)	CONTINUE AT NIC FROM NIC	MOVE TO OTHER PSI FROM NIC	RETURN TO OTHER PSI FROM NIC	CONTINUE AT NIC AFTER STOPOUT	MOVE TO OTHER PSI AFTER STOPOUT FROM NIC	RETURN TO OTHER PSI AFTER STOPOUT FROM NIC	
NIC	--	1,757	0	0	65	-	--	1,822
* NEW *	1,640	--	--	--	--	-	--	1,640
VIU	--	--	93	121	--	15	7	236
TRU	--	--	56	72	--	1	--	129
UVIC	--	--	53	34	--	3	2	92
CAM	--	--	38	14	--	4	1	57
JIBC	--	--	24	30	--	-	--	54
BCIT	--	--	22	20	--	2	1	45
NVIT	--	--	1	10	--	-	--	11
UBCV	--	--	8	1	--	-	1	10
SFU	--	--	4	5	--	1	--	10
OKAN	--	--	7	2	--	-	--	9
COTR	--	--	4	5	--	-	--	9
SEL	--	--	2	3	--	1	--	6
UNBC	--	--	2	1	--	1	--	4
LANG	--	--	1	2	--	-	--	3
ECU	--	--	2	0	--	1	--	3
RRU	--	--	0	3	--	-	--	3
VCC	--	--	0	2	--	-	--	2
DOUG	--	--	2	0	--	-	--	2
CAPU	--	--	1	1	--	-	--	2
CNC	--	--	1	1	--	-	--	2
NLC	--	--	1	1	--	-	--	2
KPU	--	--	1	0	--	-	--	1
UFV	--	--	1	--	--	-	--	1
CMTN	--	--	0	1	--	-	--	1
UBCO	--	--	0	0	--	-	--	0
TOTAL	1,640	1,757	315	314	65	29	12	3,973

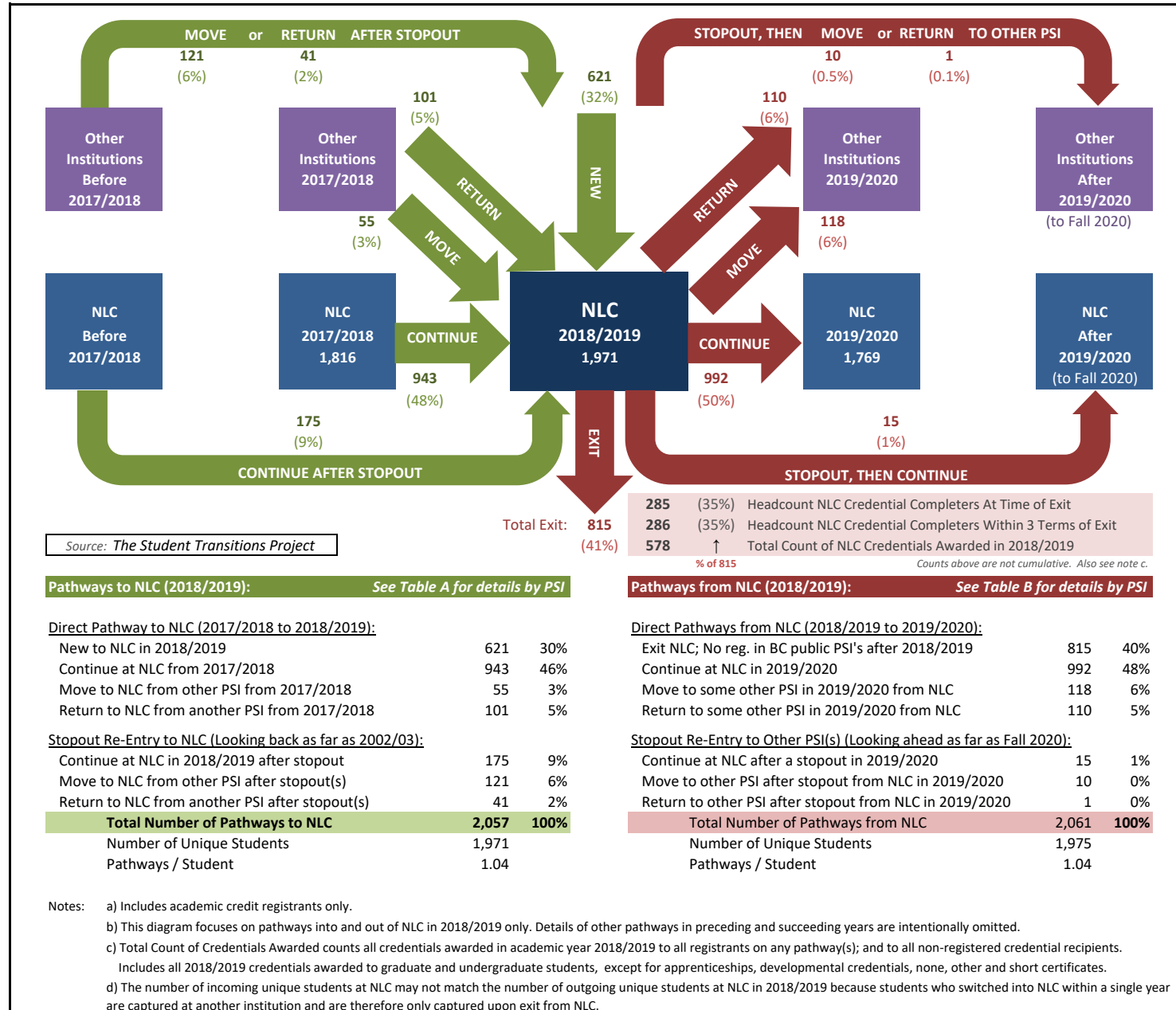
Notes:

a) The top 3 student pathways in each column are highlighted in red text.

b) Includes academic credit registrants only.

c) The total number of incoming unique students at NIC (Table A) may not match the total number of outgoing unique students at NIC in 2018/2019 (Table B) because students who switch institutions within a single year are captured only upon exit from NIC while their entry is captured at another institution.

Student Pathways to Northern Lights College (NLC) in 2018/2019 and Future Student Pathways, up to Fall 2020



This page intentionally left blank.

Table A: Student Pathways to Northern Lights College (NLC) in 2018/2019

PSI Last Attended in 2017/2018	DIRECT PATHWAYS TO NLC				STOP OUT RE-ENTRY PATHWAYS TO NLC			UNIQUE NLC STUDENTS REGISTERED IN 2018/2019
	NEW TO STP (NEW TO NLC)	CONTINUE AT NLC FROM NLC	MOVE TO NLC FROM OTHER PSI	RETURN TO NLC FROM OTHER PSI	CONTINUE AT NLC AFTER STOPOUT	MOVE TO NLC AFTER STOPOUT	RETURN TO NLC AFTER STOPOUT	
NLC	--	943	--	--	175	--	--	1,118
* NEW *	621	--	--	--	--	--	--	621
TRU	--	--	13	38	--	15	10	76
JIBC	--	--	9	12	--	18	10	49
BCIT	--	--	5	3	--	10	5	23
VIU	--	--	4	3	--	9	--	16
OKAN	--	--	3	5	--	6	1	15
UFV	--	--	2	4	--	9	--	15
KPU	--	--	3	6	--	5	--	14
VCC	--	--	--	9	--	1	3	13
NVIT	--	--	1	--	--	9	2	12
CNC	--	--	2	3	--	6	1	12
DOUG	--	--	3	4	--	3	1	11
CAPU	--	--	2	4	--	3	1	10
CMTN	--	--	2	2	--	5	--	9
LANG	--	--	3	4	--	1	--	8
CAM	--	--	--	2	--	3	2	7
UBCO	--	--	1	1	--	5	--	7
NIC	--	--	--	--	--	4	2	6
SFU	--	--	1	1	--	4	--	6
UBCV	--	--	2	1	--	1	--	4
COTR	--	--	3	1	--	--	--	4
SEL	--	--	--	1	--	--	3	4
UNBC	--	--	--	1	--	2	1	4
UVIC	--	--	1	--	--	1	--	2
RRU	--	--	--	1	--	1	--	2
ECU	--	--	--	--	--	1	--	1
TOTAL	621	943	55	101	175	121	41	1,971

Notes:

a) The top 3 student pathways in each column are highlighted in green text.

b) Includes Academic Credit Registrants only. Students enrolled exclusively in Continuing Education Courses are excluded.

c) The total number of incoming unique students at NLC (Table A) may not match the total number of outgoing unique students at NLC in 2018/2019 (Table B) because students who switch institutions within a single year are captured only upon exit from NLC, while their entry is captured at another institution.

Table B: Future Student Pathways from Northern Lights College (NLC), 2018/2019 to 2019/2020

PSI Next Attended in 2019/2020 or later	DIRECT PATHWAYS FROM NLC				STOP OUT RE-ENTRY PATHWAYS			UNIQUE NLC STUDENTS REGISTERED IN 2018/2019
	EXIT NLC (NO REG IN B.C. AFTER 2018/2019)	CONTINUE AT NLC FROM NLC	MOVE TO OTHER PSI FROM NLC	RETURN TO OTHER PSI FROM NLC	CONTINUE AT NLC AFTER STOPOUT	MOVE TO OTHER PSI AFTER STOPOUT FROM NLC	RETURN TO OTHER PSI AFTER STOPOUT FROM NLC	
NLC	--	992	0	0	15	-	--	1,007
* NEW *	815	--	--	--	--	-	--	815
TRU	--	--	29	29	--	-	--	58
JIBC	--	--	38	14	--	-	--	52
SFU	--	--	3	18	--	-	--	21
UNBC	--	--	10	4	--	3	--	17
OKAN	--	--	7	7	--	-	--	14
VCC	--	--	2	10	--	-	--	12
KPU	--	--	0	10	--	-	--	10
VIU	--	--	5	1	--	1	--	7
UVIC	--	--	4	1	--	1	--	6
BCIT	--	--	1	5	--	-	--	6
CNC	--	--	1	5	--	-	--	6
NIC	--	--	4	0	--	-	1	5
COTR	--	--	3	1	--	1	--	5
CAM	--	--	1	2	--	1	--	4
NVIT	--	--	2	2	--	-	--	4
LANG	--	--	1	3	--	-	--	4
RRU	--	--	1	2	--	1	--	4
DOUG	--	--	1	2	--	1	--	4
CMTN	--	--	2	2	--	-	--	4
SEL	--	--	2	0	--	1	--	3
UBCO	--	--	3	0	--	-	--	3
CAPU	--	--	1	1	--	-	--	2
UBCV	--	--	0	1	--	-	--	1
UFV	--	--	--	1	--	-	--	1
ECU	--	--	0	0	--	-	--	0
TOTAL	815	992	118	110	15	10	1	1,975

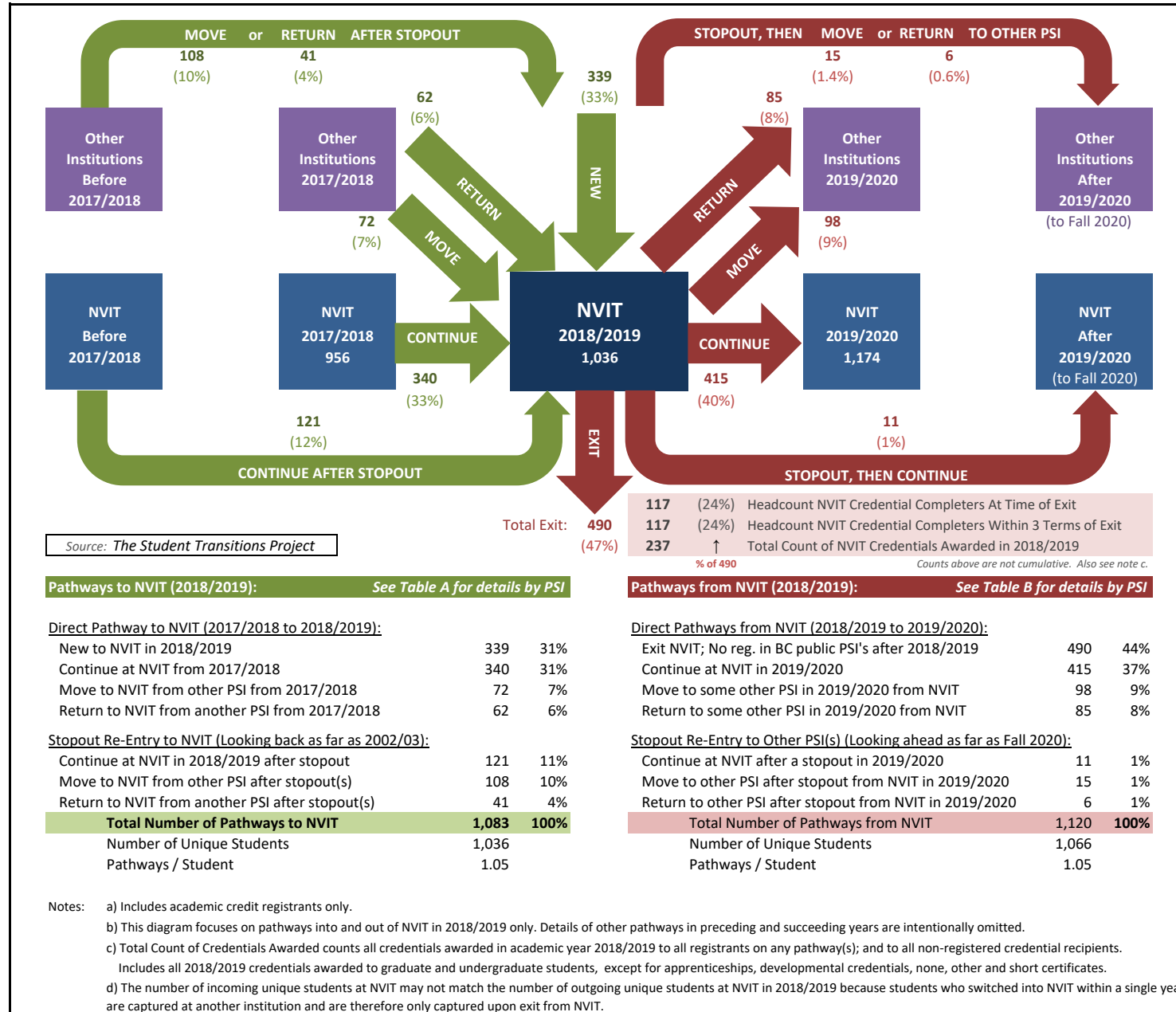
Notes:

a) The top 3 student pathways in each column are highlighted in red text.

b) Includes academic credit registrants only.

c) The total number of incoming unique students at NLC (Table A) may not match the total number of outgoing unique students at NLC in 2018/2019 (Table B) because students who switch institutions within a single year are captured only upon exit from NLC while their entry is captured at another institution.

Student Pathways to Nicola Valley Institute of Technology (NVIT) in 2018/2019 and Future Student Pathways, up to Fall 2020



This page intentionally left blank.

Table A: Student Pathways to Nicola Valley Institute of Technology (NVIT) in 2018/2019

PSI Last Attended in 2017/2018	DIRECT PATHWAYS TO NVIT				STOP OUT RE-ENTRY PATHWAYS TO NVIT			UNIQUE NVIT STUDENTS REGISTERED IN 2018/2019
	NEW TO STP (NEW TO NVIT)	CONTINUE AT NVIT FROM NVIT	MOVE TO NVIT FROM OTHER PSI	RETURN TO NVIT FROM OTHER PSI	CONTINUE AT NVIT AFTER STOPOUT	MOVE TO NVIT AFTER STOPOUT	RETURN TO NVIT AFTER STOPOUT	
NVIT	--	340	--	--	121	--	--	461
* NEW *	339	--	--	--	--	--	--	339
TRU	--	--	18	17	--	29	10	74
JIBC	--	--	8	15	--	8	6	37
CNC	--	--	11	3	--	14	3	31
CMTN	--	--	5	3	--	17	1	26
OKAN	--	--	4	4	--	4	9	21
CAPU	--	--	3	2	--	2	4	11
NIC	--	--	4	3	--	4	--	11
BCIT	--	--	2	--	--	6	1	9
UBCO	--	--	2	4	--	1	2	9
UNBC	--	--	4	--	--	4	--	8
VIU	--	--	2	1	--	2	2	7
VCC	--	--	--	--	--	4	3	7
LANG	--	--	5	1	--	1	--	7
NLC	--	--	2	--	--	2	2	6
DOUG	--	--	1	3	--	2	--	6
CAM	--	--	1	1	--	4	--	6
UVIC	--	--	1	2	--	2	--	5
UFV	--	--	1	--	--	2	1	4
KPU	--	--	4	--	--	--	--	4
SFU	--	--	--	2	--	--	1	3
UBCV	--	--	--	1	--	2	--	3
COTR	--	--	--	--	--	2	1	3
SEL	--	--	--	1	--	--	--	1
RRU	--	--	--	--	--	--	--	--
ECU	--	--	--	--	--	--	--	--
TOTAL	339	340	72	62	121	108	41	1,036

Notes:

- a) The top 3 student pathways in each column are highlighted in green text.
- b) Includes Academic Credit Registrants only. Students enrolled exclusively in Continuing Education Courses are excluded.
- c) The total number of incoming unique students at NVIT (Table A) may not match the total number of outgoing unique students at NVIT in 2018/2019 (Table B) because students who switch institutions within a single year are captured only upon exit from NVIT, while their entry is captured at another institution.

Table B: Future Student Pathways from Nicola Valley Institute of Technology (NVIT), 2018/2019 to 2019/2020

PSI Next Attended in 2019/2020 or later	DIRECT PATHWAYS FROM NVIT				STOP OUT RE-ENTRY PATHWAYS			UNIQUE NVIT STUDENTS REGISTERED IN 2018/2019
	EXIT NVIT (NO REG IN B.C. AFTER 2018/2019)	CONTINUE AT NVIT FROM NVIT	MOVE TO OTHER PSI FROM NVIT	RETURN TO OTHER PSI FROM NVIT	CONTINUE AT NVIT AFTER STOPOUT	MOVE TO OTHER PSI AFTER STOPOUT FROM NVIT	RETURN TO OTHER PSI AFTER STOPOUT FROM NVIT	
* NEW *	490	--	--	--	--	-	--	490
NVIT	--	415	0	0	11	-	--	426
TRU	--	--	16	20	--	1	--	37
JIBC	--	--	24	9	--	-	--	33
OKAN	--	--	16	5	--	3	--	24
UBCV	--	--	7	17	--	-	--	24
CNC	--	--	3	9	--	1	1	14
SFU	--	--	7	3	--	1	--	11
CMTN	--	--	6	1	--	2	1	10
UBCO	--	--	0	8	--	-	1	9
NLC	--	--	3	4	--	-	1	8
UNBC	--	--	3	1	--	1	--	5
KPU	--	--	3	2	--	-	--	5
UVIC	--	--	1	3	--	1	--	5
VIU	--	--	1	2	--	1	--	4
UFV	--	--	3	--	--	-	1	4
NIC	--	--	0	1	--	1	1	3
DOUG	--	--	3	0	--	-	--	3
VCC	--	--	1	0	--	1	--	2
RRU	--	--	0	2	--	-	--	2
CAPU	--	--	1	1	--	-	--	2
BCIT	--	--	0	0	--	1	--	1
COTR	--	--	0	0	--	1	--	1
LANG	--	--	1	0	--	-	--	1
SEL	--	--	1	0	--	-	--	1
CAM	--	--	0	0	--	-	--	0
ECU	--	--	0	0	--	-	--	0
TOTAL	490	415	98	85	11	15	6	1,066

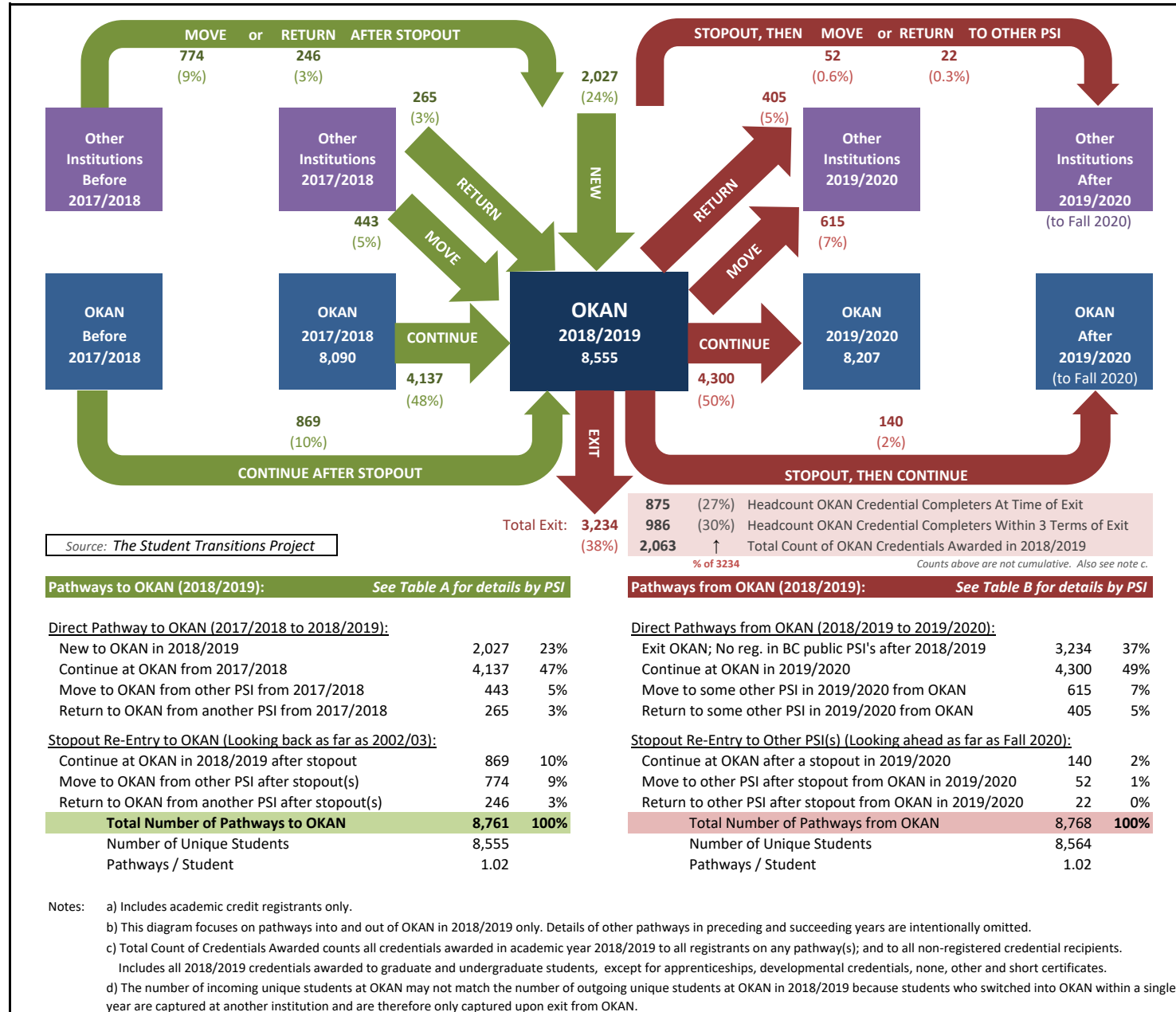
Notes:

a) The top 3 student pathways in each column are highlighted in red text.

b) Includes academic credit registrants only.

c) The total number of incoming unique students at NVIT (Table A) may not match the total number of outgoing unique students at NVIT in 2018/2019 (Table B) because students who switch institutions within a single year are captured only upon exit from NVIT while their entry is captured at another institution.

Student Pathways to Okanagan College (OKAN) in 2018/2019 and Future Student Pathways, up to Fall 2020



This page intentionally left blank.

Table A: Student Pathways to Okanagan College (OKAN) in 2018/2019

PSI Last Attended in 2017/2018	DIRECT PATHWAYS TO OKAN				STOP OUT RE-ENTRY PATHWAYS TO OKAN			UNIQUE OKAN STUDENTS REGISTERED IN 2018/2019
	NEW TO STP (NEW TO OKAN)	CONTINUE AT OKAN FROM OKAN	MOVE TO OKAN FROM OTHER PSI	RETURN TO OKAN FROM OTHER PSI	CONTINUE AT OKAN AFTER STOPOUT	MOVE TO OKAN AFTER STOPOUT	RETURN TO OKAN AFTER STOPOUT	
OKAN	--	4,137	--	--	869	--	--	5,006
* NEW *	2,027	--	--	--	--	--	--	2,027
TRU	--	--	82	77	--	109	41	309
JIBC	--	--	61	49	--	119	41	270
UBCO	--	--	74	42	--	56	66	238
BCIT	--	--	38	19	--	119	29	205
SEL	--	--	30	15	--	25	11	81
UFV	--	--	27	9	--	24	1	61
DOUG	--	--	10	5	--	40	4	59
KPU	--	--	14	3	--	37	3	57
VIU	--	--	12	5	--	31	4	52
COTR	--	--	16	7	--	25	3	51
UVIC	--	--	13	5	--	26	3	47
CAM	--	--	13	7	--	21	2	43
CNC	--	--	12	4	--	23	3	42
VCC	--	--	8	7	--	21	5	41
CAPU	--	--	7	7	--	25	--	39
UBCV	--	--	9	5	--	12	12	38
NLC	--	--	4	--	--	19	8	31
LANG	--	--	10	4	--	13	3	30
NVIT	--	--	6	2	--	16	5	29
CMTN	--	--	6	3	--	9	4	22
NIC	--	--	4	3	--	12	--	19
SFU	--	--	4	6	--	7	--	17
UNBC	--	--	4	2	--	8	2	16
RRU	--	--	1	--	--	10	4	15
ECU	--	--	--	--	--	4	--	4
TOTAL	2,027	4,137	443	265	869	774	246	8,555

Notes:

a) The top 3 student pathways in each column are highlighted in green text.

b) Includes Academic Credit Registrants only. Students enrolled exclusively in Continuing Education Courses are excluded.

c) The total number of incoming unique students at OKAN (Table A) may not match the total number of outgoing unique students at OKAN in 2018/2019 (Table B) because students who switch institutions within a single year are captured only upon exit from OKAN, while their entry is captured at another institution.

Table B: Future Student Pathways from Okanagan College (OKAN), 2018/2019 to 2019/2020

PSI Next Attended in 2019/2020 or later	DIRECT PATHWAYS FROM OKAN				STOP OUT RE-ENTRY PATHWAYS			UNIQUE OKAN STUDENTS REGISTERED IN 2018/2019
	EXIT OKAN (NO REG IN B.C. AFTER 2018/2019)	CONTINUE AT OKAN FROM OKAN	MOVE TO OTHER PSI FROM OKAN	RETURN TO OTHER PSI FROM OKAN	CONTINUE AT OKAN AFTER STOPOUT	MOVE TO OTHER PSI AFTER STOPOUT FROM OKAN	RETURN TO OTHER PSI AFTER STOPOUT FROM OKAN	
OKAN	--	4,300	0	0	140	-	--	4,440
* NEW *	3,234	--	--	--	--	-	--	3,234
UBCO	--	--	255	102	--	13	5	375
TRU	--	--	85	126	--	7	1	219
JIBC	--	--	55	52	--	1	6	114
BCIT	--	--	33	20	--	5	2	60
UVIC	--	--	37	10	--	6	1	54
SEL	--	--	11	19	--	1	1	32
UBCV	--	--	23	7	--	1	--	31
CAM	--	--	14	6	--	3	2	25
VIU	--	--	13	8	--	3	--	24
COTR	--	--	7	11	--	2	1	21
UFV	--	--	9	10	--	-	1	20
UNBC	--	--	17	1	--	1	--	19
NVIT	--	--	6	9	--	1	1	17
SFU	--	--	10	1	--	5	--	16
DOUG	--	--	10	4	--	-	1	15
VCC	--	--	9	6	--	-	--	15
CNC	--	--	7	6	--	-	--	13
NLC	--	--	8	4	--	1	--	13
LANG	--	--	8	2	--	2	--	12
CAPU	--	--	6	5	--	-	--	11
KPU	--	--	3	3	--	-	--	6
CMTN	--	--	2	2	--	-	--	4
RRU	--	--	3	1	--	-	--	4
NIC	--	--	2	1	--	-	--	3
ECU	--	--	0	0	--	-	--	0
TOTAL	3,234	4,300	615	405	140	52	22	8,564

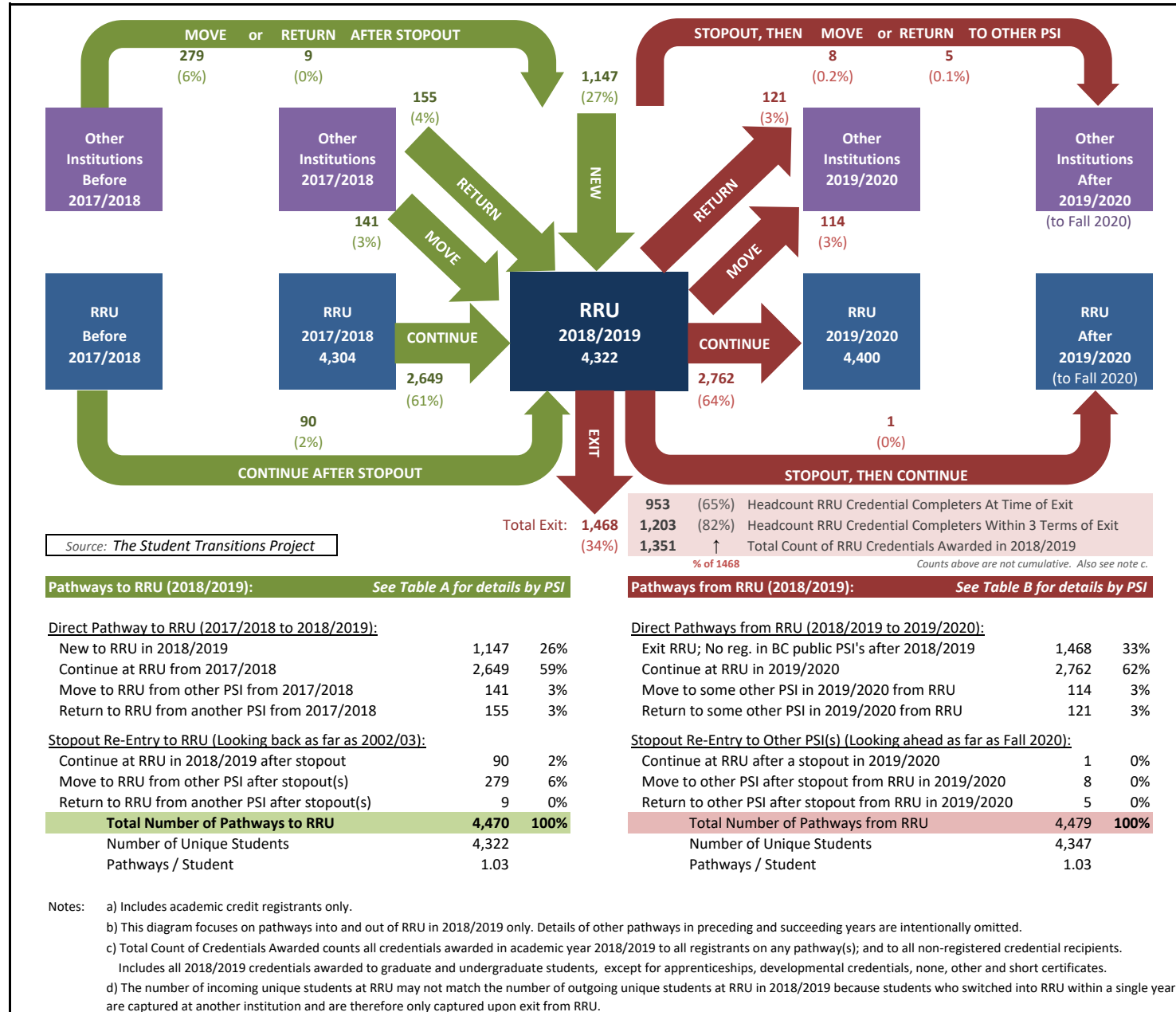
Notes:

a) The top 3 student pathways in each column are highlighted in red text.

b) Includes academic credit registrants only.

c) The total number of incoming unique students at OKAN (Table A) may not match the total number of outgoing unique students at OKAN in 2018/2019 (Table B) because students who switch institutions within a single year are captured only upon exit from OKAN while their entry is captured at another institution.

Student Pathways to Royal Roads University (RRU) in 2018/2019 and Future Student Pathways, up to Fall 2020



This page intentionally left blank.

Table A: Student Pathways to Royal Roads University (RRU) in 2018/2019

PSI Last Attended in 2017/2018	DIRECT PATHWAYS TO RRU				STOP OUT RE-ENTRY PATHWAYS TO RRU			UNIQUE RRU STUDENTS REGISTERED IN 2018/2019
	NEW TO STP (NEW TO RRU)	CONTINUE AT RRU FROM RRU	MOVE TO RRU FROM OTHER PSI	RETURN TO RRU FROM OTHER PSI	CONTINUE AT RRU AFTER STOPOUT	MOVE TO RRU AFTER STOPOUT	RETURN TO RRU AFTER STOPOUT	
RRU	--	2,649	--	--	90	--	--	2,739
* NEW *	1,147	--	--	--	--	--	--	1,147
JIBC	--	--	27	61	--	52	1	141
TRU	--	--	15	45	--	23	3	86
CAM	--	--	43	12	--	26	3	84
UVIC	--	--	10	7	--	48	1	66
BCIT	--	--	12	14	--	36	--	62
UBCV	--	--	2	4	--	29	--	35
VIU	--	--	8	2	--	10	--	20
VCC	--	--	9	5	--	3	--	17
KPU	--	--	4	4	--	8	--	16
SFU	--	--	3	--	--	12	--	15
LANG	--	--	1	3	--	7	--	11
DOUG	--	--	4	1	--	5	--	10
OKAN	--	--	2	2	--	4	1	9
SEL	--	--	2	4	--	3	--	9
UFV	--	--	--	1	--	8	--	9
CAPU	--	--	3	--	--	4	--	7
NIC	--	--	1	3	--	3	--	7
COTR	--	--	--	3	--	3	--	6
NLC	--	--	1	2	--	2	--	5
CMTN	--	--	1	--	--	3	--	4
ECU	--	--	--	--	--	4	--	4
UBCO	--	--	--	--	--	3	--	3
CNC	--	--	1	--	--	2	--	3
NVIT	--	--	2	1	--	--	--	3
UNBC	--	--	1	--	--	2	--	3
TOTAL	1,147	2,649	141	155	90	279	9	4,322

Notes:

- a) The top 3 student pathways in each column are highlighted in green text.
- b) Includes Academic Credit Registrants only. Students enrolled exclusively in Continuing Education Courses are excluded.
- c) The total number of incoming unique students at RRU (Table A) may not match the total number of outgoing unique students at RRU in 2018/2019 (Table B) because students who switch institutions within a single year are captured only upon exit from RRU, while their entry is captured at another institution.

Table B: Future Student Pathways from Royal Roads University (RRU), 2018/2019 to 2019/2020

PSI Next Attended in 2019/2020 or later	DIRECT PATHWAYS FROM RRU				STOP OUT RE-ENTRY PATHWAYS			UNIQUE RRU STUDENTS REGISTERED IN 2018/2019
	EXIT RRU (NO REG IN B.C. AFTER 2018/2019)		MOVE TO OTHER PSI FROM RRU	RETURN TO OTHER PSI FROM RRU	CONTINUE AT RRU AFTER STOPOUT	MOVE TO OTHER PSI AFTER STOPOUT FROM RRU	RETURN TO OTHER PSI AFTER STOPOUT FROM RRU	
	CONTINUE AT RRU FROM RRU							
RRU	--	2,762	0	0	1	-	--	2,763
* NEW *	1,468	--	--	--	--	-	--	1,468
JIBC	--	--	23	41	--	1	3	68
UVIC	--	--	36	13	--	3	--	52
TRU	--	--	27	20	--	-	--	47
VCC	--	--	6	11	--	-	--	17
CAM	--	--	2	13	--	-	--	15
UBCV	--	--	5	4	--	2	--	11
BCIT	--	--	6	4	--	-	--	10
SEL	--	--	6	2	--	-	--	8
VIU	--	--	2	4	--	-	--	6
CMTN	--	--	3	1	--	1	--	5
NIC	--	--	2	2	--	-	1	5
OKAN	--	--	3	1	--	-	--	4
CAPU	--	--	1	2	--	-	--	3
UFV	--	--	1	1	--	-	--	2
UNBC	--	--	0	2	--	-	--	2
SFU	--	--	2	0	--	-	--	2
UBCO	--	--	0	0	--	1	--	1
DOUG	--	--	0	0	--	-	1	1
NLC	--	--	0	1	--	-	--	1
LANG	--	--	0	1	--	-	--	1
KPU	--	--	0	1	--	-	--	1
COTR	--	--	0	0	--	-	--	0
NVIT	--	--	0	0	--	-	--	0
CNC	--	--	0	0	--	-	--	0
ECU	--	--	0	0	--	-	--	0
TOTAL	1,468	2,762	114	121	1	8	5	4,347

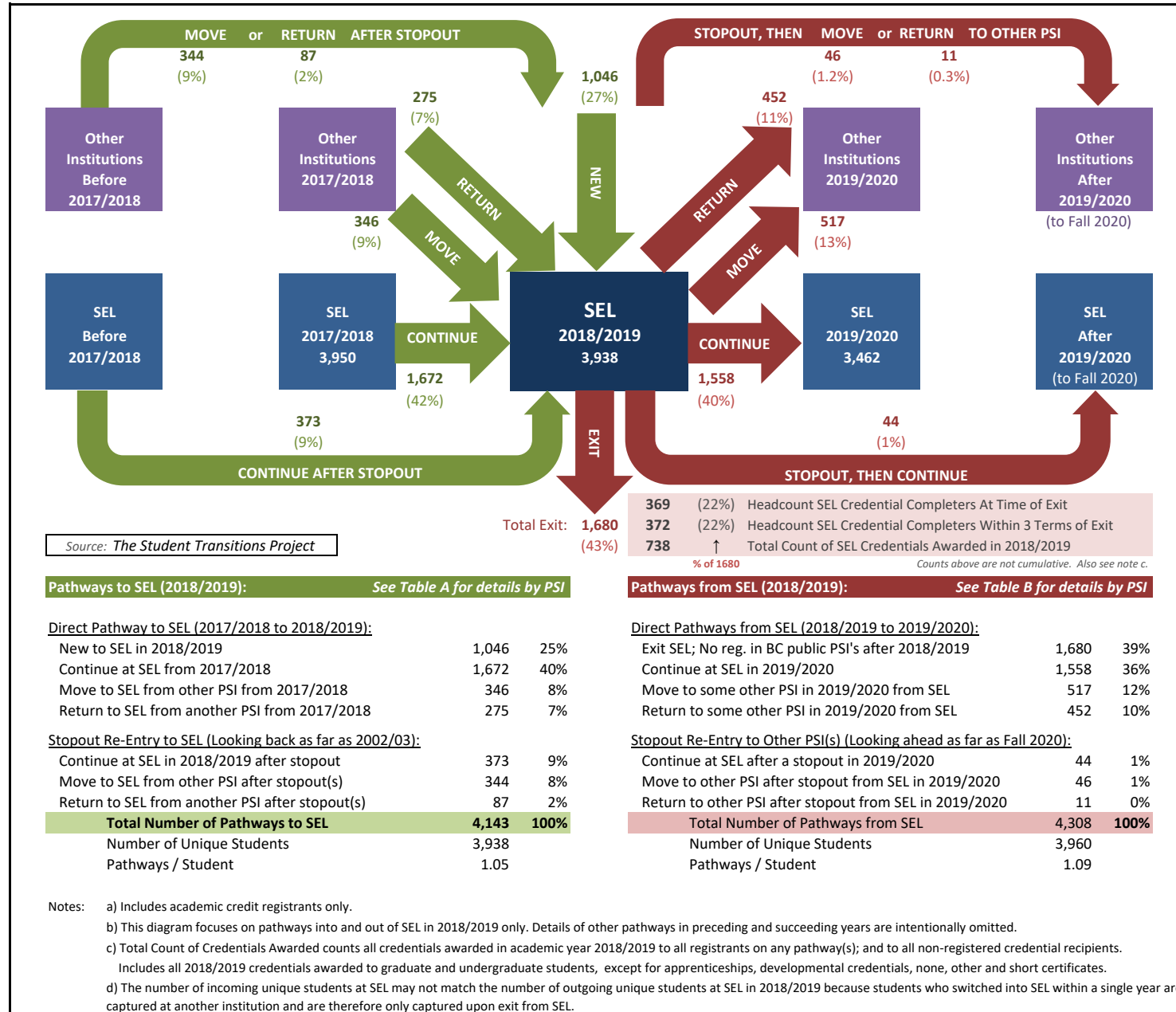
Notes:

a) The top 3 student pathways in each column are highlighted in red text.

b) Includes academic credit registrants only.

c) The total number of incoming unique students at RRU (Table A) may not match the total number of outgoing unique students at RRU in 2018/2019 (Table B) because students who switch institutions within a single year are captured only upon exit from RRU while their entry is captured at another institution.

Student Pathways to Selkirk College (SEL) in 2018/2019 and Future Student Pathways, up to Fall 2020



This page intentionally left blank.

Table A: Student Pathways to Selkirk College (SEL) in 2018/2019

PSI Last Attended in 2017/2018	DIRECT PATHWAYS TO SEL				STOP OUT RE-ENTRY PATHWAYS TO SEL			UNIQUE SEL STUDENTS REGISTERED IN 2018/2019
	NEW TO STP (NEW TO SEL)	CONTINUE AT SEL FROM SEL	MOVE TO SEL FROM OTHER PSI	RETURN TO SEL FROM OTHER PSI	CONTINUE AT SEL AFTER STOPOUT	MOVE TO SEL AFTER STOPOUT	RETURN TO SEL AFTER STOPOUT	
SEL	--	1,672	--	--	373	--	--	2,045
* NEW *	1,046	--	--	--	--	--	--	1,046
TRU	--	--	140	91	--	44	14	289
JIBC	--	--	36	41	--	57	24	158
BCIT	--	--	18	30	--	61	16	125
COTR	--	--	21	24	--	20	14	79
LANG	--	--	40	10	--	15	--	65
KPU	--	--	35	18	--	11	--	64
OKAN	--	--	14	16	--	22	5	57
UVIC	--	--	5	25	--	18	3	51
UBCV	--	--	8	10	--	15	3	36
DOUG	--	--	14	7	--	12	2	35
VCC	--	--	6	11	--	5	3	25
CAM	--	--	6	3	--	13	2	24
VIU	--	--	4	5	--	12	2	23
UBCO	--	--	5	6	--	8	1	20
SFU	--	--	7	2	--	8	--	17
CAPU	--	--	5	2	--	9	1	17
NIC	--	--	4	1	--	6	--	11
UFV	--	--	3	1	--	6	--	10
RRU	--	--	2	4	--	3	--	9
NLC	--	--	2	--	--	6	1	9
CNC	--	--	3	--	--	5	1	9
ECU	--	--	--	--	--	5	1	6
CMTN	--	--	2	--	--	2	--	4
UNBC	--	--	1	--	--	2	--	3
NVIT	--	--	1	--	--	--	--	1
TOTAL	1,046	1,672	346	275	373	344	87	3,938

Notes:

a) The top 3 student pathways in each column are highlighted in green text.

b) Includes Academic Credit Registrants only. Students enrolled exclusively in Continuing Education Courses are excluded.

c) The total number of incoming unique students at SEL (Table A) may not match the total number of outgoing unique students at SEL in 2018/2019 (Table B) because students who switch institutions within a single year are captured only upon exit from SEL, while their entry is captured at another institution.

Table B: Future Student Pathways from Selkirk College (SEL), 2018/2019 to 2019/2020

PSI Next Attended in 2019/2020 or later	DIRECT PATHWAYS FROM SEL				STOP OUT RE-ENTRY PATHWAYS			UNIQUE SEL STUDENTS REGISTERED IN 2018/2019
	EXIT SEL (NO REG IN B.C. AFTER 2018/2019)	CONTINUE AT SEL FROM SEL	MOVE TO OTHER PSI FROM SEL	RETURN TO OTHER PSI FROM SEL	CONTINUE AT SEL AFTER STOPOUT	MOVE TO OTHER PSI AFTER STOPOUT FROM SEL	RETURN TO OTHER PSI AFTER STOPOUT FROM SEL	
* NEW *	1,680	--	--	--	--	-	--	1,680
SEL	--	1,558	0	0	44	-	--	1,602
TRU	--	--	110	193	--	4	--	307
UVIC	--	--	131	51	--	8	--	190
BCIT	--	--	47	30	--	3	2	82
KPU	--	--	43	35	--	-	1	79
JIBC	--	--	24	38	--	2	2	66
UBCV	--	--	47	8	--	6	1	62
SFU	--	--	31	11	--	9	--	51
COTR	--	--	9	35	--	1	--	45
OKAN	--	--	26	15	--	1	--	42
UBCO	--	--	24	7	--	6	--	37
VCC	--	--	6	21	--	-	--	27
LANG	--	--	2	15	--	-	1	18
CAPU	--	--	7	5	--	2	1	15
VIU	--	--	8	4	--	1	--	13
CAM	--	--	7	4	--	1	--	12
UNBC	--	--	12	0	--	-	--	12
RRU	--	--	8	0	--	2	1	11
DOUG	--	--	4	7	--	-	--	11
CNC	--	--	1	6	--	-	--	7
NIC	--	--	1	1	--	-	1	3
UFV	--	--	1	1	--	-	1	3
NLC	--	--	0	2	--	-	--	2
NVIT	--	--	0	1	--	-	--	1
CMTN	--	--	0	0	--	-	--	0
ECU	--	--	0	0	--	-	--	0
TOTAL	1,680	1,558	517	452	44	46	11	3,960

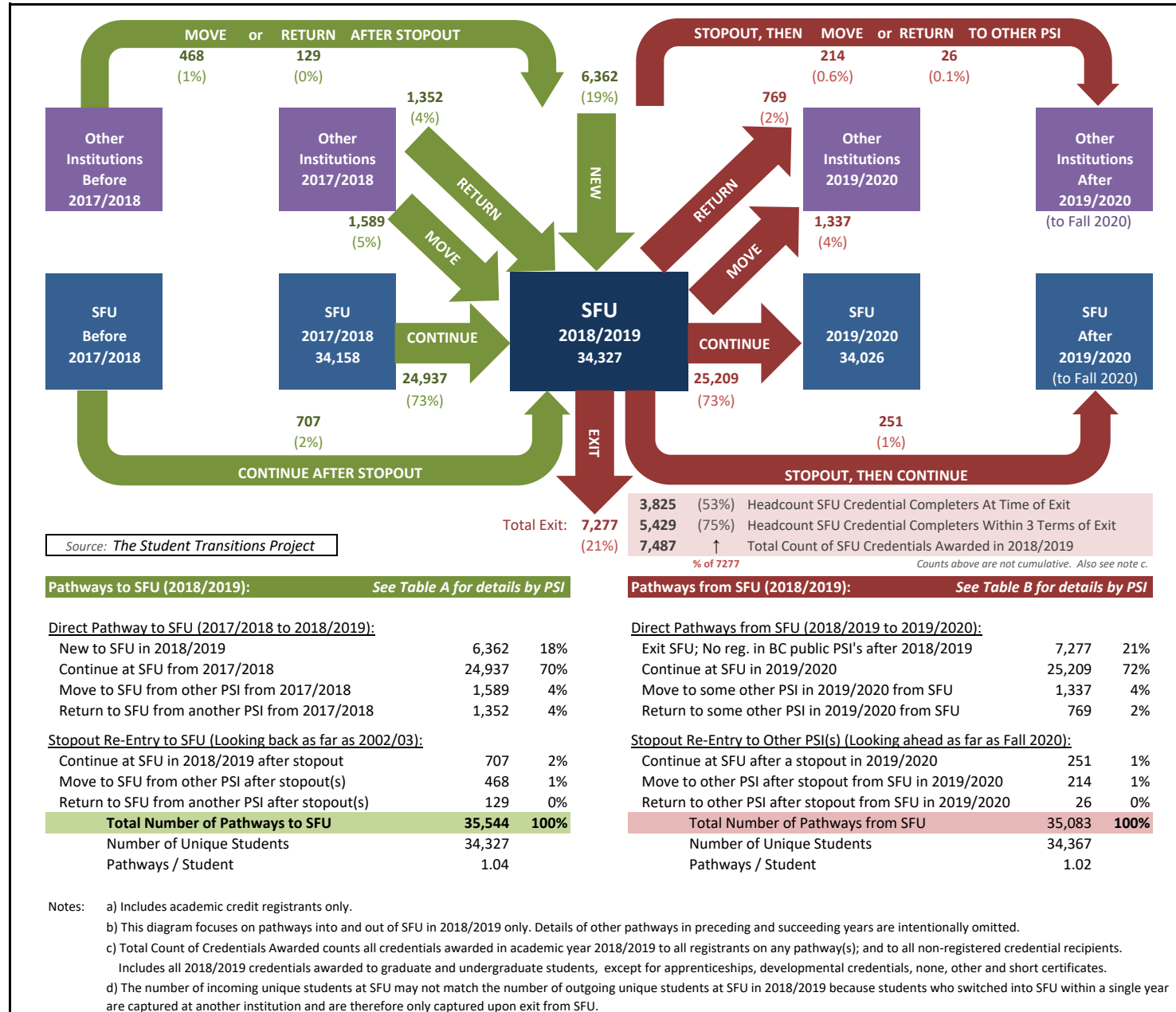
Notes:

a) The top 3 student pathways in each column are highlighted in red text.

b) Includes academic credit registrants only.

c) The total number of incoming unique students at SEL (Table A) may not match the total number of outgoing unique students at SEL in 2018/2019 (Table B) because students who switch institutions within a single year are captured only upon exit from SEL while their entry is captured at another institution.

Student Pathways to Simon Fraser University (SFU) in 2018/2019 and Future Student Pathways, up to Fall 2020



This page intentionally left blank.

Table A: Student Pathways to Simon Fraser University (SFU) in 2018/2019

PSI Last Attended in 2017/2018	DIRECT PATHWAYS TO SFU				STOP OUT RE-ENTRY PATHWAYS TO SFU			UNIQUE SFU STUDENTS REGISTERED IN 2018/2019
	NEW TO STP (NEW TO SFU)	CONTINUE AT SFU FROM SFU	MOVE TO SFU FROM OTHER PSI	RETURN TO SFU FROM OTHER PSI	CONTINUE AT SFU AFTER STOPOUT	MOVE TO SFU AFTER STOPOUT	RETURN TO SFU AFTER STOPOUT	
SFU	--	24,937	--	--	707	--	--	25,644
* NEW *	6,362	--	--	--	--	--	--	6,362
DOUG	--	--	432	340	--	33	19	824
LANG	--	--	276	202	--	34	13	525
KPU	--	--	254	168	--	26	5	453
UBCV	--	--	94	107	--	138	22	361
TRU	--	--	142	148	--	22	13	325
BCIT	--	--	59	124	--	67	20	270
CAPU	--	--	125	57	--	13	6	201
UFV	--	--	101	43	--	25	3	172
JIBC	--	--	17	101	--	10	16	144
UVIC	--	--	41	27	--	40	2	110
VCC	--	--	41	49	--	11	6	107
VIU	--	--	16	12	--	10	1	39
CAM	--	--	19	4	--	8	--	31
SEL	--	--	12	13	--	3	--	28
UBCO	--	--	11	1	--	12	--	24
NLC	--	--	18	1	--	3	1	23
ECU	--	--	3	8	--	8	2	21
OKAN	--	--	9	6	--	3	--	18
NVIT	--	--	16	1	--	--	--	17
UNBC	--	--	8	1	--	5	--	14
NIC	--	--	5	3	--	4	--	12
CNC	--	--	7	3	--	1	--	11
RRU	--	--	1	1	--	4	--	6
COTR	--	--	2	1	--	1	1	5
CMTN	--	--	--	1	--	--	1	2
TOTAL	6,362	24,937	1,589	1,352	707	468	129	34,327

Notes:

a) The top 3 student pathways in each column are highlighted in green text.

b) Includes Academic Credit Registrants only. Students enrolled exclusively in Continuing Education Courses are excluded.

c) The total number of incoming unique students at SFU (Table A) may not match the total number of outgoing unique students at SFU in 2018/2019 (Table B) because students who switch institutions within a single year are captured only upon exit from SFU, while their entry is captured at another institution.

Table B: Future Student Pathways from Simon Fraser University (SFU), 2018/2019 to 2019/2020

PSI Next Attended in 2019/2020 or later	DIRECT PATHWAYS FROM SFU				STOP OUT RE-ENTRY PATHWAYS			UNIQUE SFU STUDENTS REGISTERED IN 2018/2019
	EXIT SFU (NO REG IN B.C. AFTER 2018/2019)	CONTINUE AT SFU FROM SFU	MOVE TO OTHER PSI FROM SFU	RETURN TO OTHER PSI FROM SFU	CONTINUE AT SFU AFTER STOPOUT	MOVE TO OTHER PSI AFTER STOPOUT FROM SFU	RETURN TO OTHER PSI AFTER STOPOUT FROM SFU	
SFU	--	25,209	0	0	251	-	--	25,460
* NEW *	7,277	--	--	--	--	-	--	7,277
UBCV	--	--	366	122	--	49	6	543
BCIT	--	--	311	121	--	70	4	506
DOUG	--	--	144	160	--	16	9	329
TRU	--	--	104	92	--	11	1	208
JIBC	--	--	107	52	--	4	2	165
LANG	--	--	83	68	--	9	4	164
KPU	--	--	52	50	--	12	--	114
UFV	--	--	39	38	--	5	--	82
VCC	--	--	39	23	--	9	--	71
UVIC	--	--	38	12	--	12	--	62
CAPU	--	--	29	19	--	6	--	54
UBCO	--	--	10	5	--	4	--	19
VIU	--	--	7	4	--	2	--	13
SEL	--	--	9	1	--	-	--	10
UNBC	--	--	4	1	--	4	--	9
CAM	--	--	5	3	--	-	--	8
ECU	--	--	5	2	--	1	--	8
NIC	--	--	4	2	--	-	--	6
NVIT	--	--	4	1	--	-	--	5
COTR	--	--	3	1	--	-	--	4
OKAN	--	--	3	1	--	-	--	4
RRU	--	--	2	2	--	-	--	4
CNC	--	--	1	3	--	-	--	4
CMTN	--	--	2	2	--	-	--	4
NLC	--	--	0	0	--	-	--	0
TOTAL	7,277	25,209	1,337	769	251	214	26	34,367

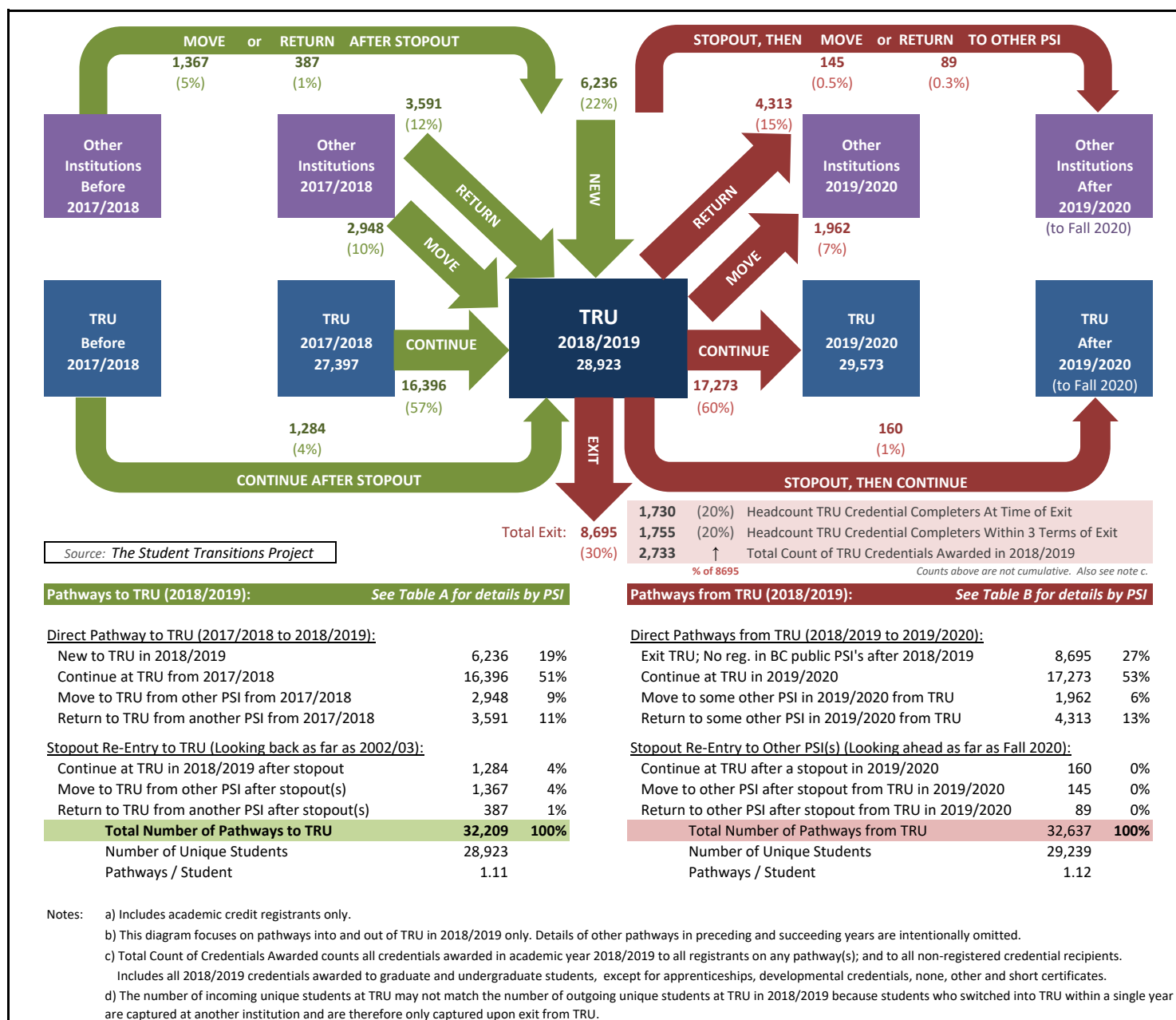
Notes:

a) The top 3 student pathways in each column are highlighted in red text.

b) Includes academic credit registrants only.

c) The total number of incoming unique students at SFU (Table A) may not match the total number of outgoing unique students at SFU in 2018/2019 (Table B) because students who switch institutions within a single year are captured only upon exit from SFU while their entry is captured at another institution.

Student Pathways to Thompson Rivers University (TRU) in 2018/2019 and Future Student Pathways, up to Fall 2020



This page intentionally left blank.

Table A: Student Pathways to Thompson Rivers University (TRU) in 2018/2019

PSI Last Attended in 2017/2018	DIRECT PATHWAYS TO TRU				STOP OUT RE-ENTRY PATHWAYS TO TRU			UNIQUE TRU STUDENTS REGISTERED IN 2018/2019
	NEW TO STP (NEW TO TRU)	CONTINUE AT TRU FROM TRU	MOVE TO TRU FROM OTHER PSI	RETURN TO TRU FROM OTHER PSI	CONTINUE AT TRU AFTER STOPOUT	MOVE TO TRU AFTER STOPOUT	RETURN TO TRU AFTER STOPOUT	
TRU	--	16,396	--	--	1,284	--	--	17,680
* NEW *	6,236	--	--	--	--	--	--	6,236
UVIC	--	--	371	505	--	98	24	998
UBCV	--	--	291	337	--	149	30	807
BCIT	--	--	218	309	--	128	37	692
LANG	--	--	368	225	--	54	4	651
UFV	--	--	237	283	--	64	14	598
KPU	--	--	206	269	--	92	12	579
DOUG	--	--	196	236	--	89	21	542
JIBC	--	--	108	237	--	106	58	509
VIU	--	--	149	173	--	71	19	412
CAM	--	--	115	170	--	56	21	362
CAPU	--	--	131	147	--	41	10	329
SFU	--	--	113	92	--	106	12	323
OKAN	--	--	94	90	--	67	31	282
UNBC	--	--	92	116	--	31	12	251
CNC	--	--	71	119	--	44	17	251
SEL	--	--	79	142	--	14	13	248
VCC	--	--	46	75	--	40	11	172
UBCO	--	--	75	47	--	41	8	171
NIC	--	--	49	68	--	31	9	157
COTR	--	--	35	54	--	17	6	112
NLC	--	--	20	49	--	19	8	96
CMTN	--	--	31	36	--	20	3	90
NVIT	--	--	18	20	--	18	15	71
RRU	--	--	10	28	--	12	2	52
ECU	--	--	6	3	--	5	1	15
TOTAL	6,236	16,396	2,948	3,591	1,284	1,367	387	28,923

Notes:

a) The top 3 student pathways in each column are highlighted in green text.

b) Includes Academic Credit Registrants only. Students enrolled exclusively in Continuing Education Courses are excluded.

c) The total number of incoming unique students at TRU (Table A) may not match the total number of outgoing unique students at TRU in 2018/2019 (Table B) because students who switch institutions within a single year are captured only upon exit from TRU, while their entry is captured at another institution.

Table B: Future Student Pathways from Thompson Rivers University (TRU), 2018/2019 to 2019/2020

PSI Next Attended in 2019/2020 or later	DIRECT PATHWAYS FROM TRU				STOP OUT RE-ENTRY PATHWAYS			UNIQUE TRU STUDENTS REGISTERED IN 2018/2019
	EXIT TRU (NO REG IN B.C. AFTER 2018/2019)	CONTINUE AT TRU FROM TRU	MOVE TO OTHER PSI FROM TRU	RETURN TO OTHER PSI FROM TRU	CONTINUE AT TRU AFTER STOPOUT	MOVE TO OTHER PSI AFTER STOPOUT FROM TRU	RETURN TO OTHER PSI AFTER STOPOUT FROM TRU	
TRU	--	17,273	0	0	160	-	--	17,433
* NEW *	8,695	--	--	--	--	-	--	8,695
UVIC	--	--	245	782	--	22	13	1,062
UBCV	--	--	351	560	--	35	7	953
BCIT	--	--	196	269	--	17	11	493
JIBC	--	--	187	209	--	5	10	411
LANG	--	--	48	343	--	6	5	402
KPU	--	--	108	269	--	7	1	385
UFV	--	--	53	303	--	2	1	359
VIU	--	--	70	242	--	9	6	327
SFU	--	--	160	148	--	13	4	325
DOUG	--	--	57	234	--	1	5	297
CAM	--	--	75	126	--	4	5	210
UNBC	--	--	42	157	--	4	6	209
SEL	--	--	91	108	--	2	1	202
UBCO	--	--	83	85	--	3	--	171
CAPU	--	--	19	143	--	2	1	165
OKAN	--	--	74	82	--	4	4	164
CNC	--	--	24	73	--	2	2	101
VCC	--	--	39	58	--	2	--	99
NIC	--	--	19	59	--	1	1	80
COTR	--	--	15	38	--	3	2	58
CMTN	--	--	7	47	--	-	--	54
RRU	--	--	21	32	--	-	--	53
NVIT	--	--	22	21	--	1	2	46
NLC	--	--	7	19	--	-	2	28
ECU	--	--	5	6	--	-	--	11
TOTAL	8,695	17,273	1,962	4,313	160	145	89	29,239

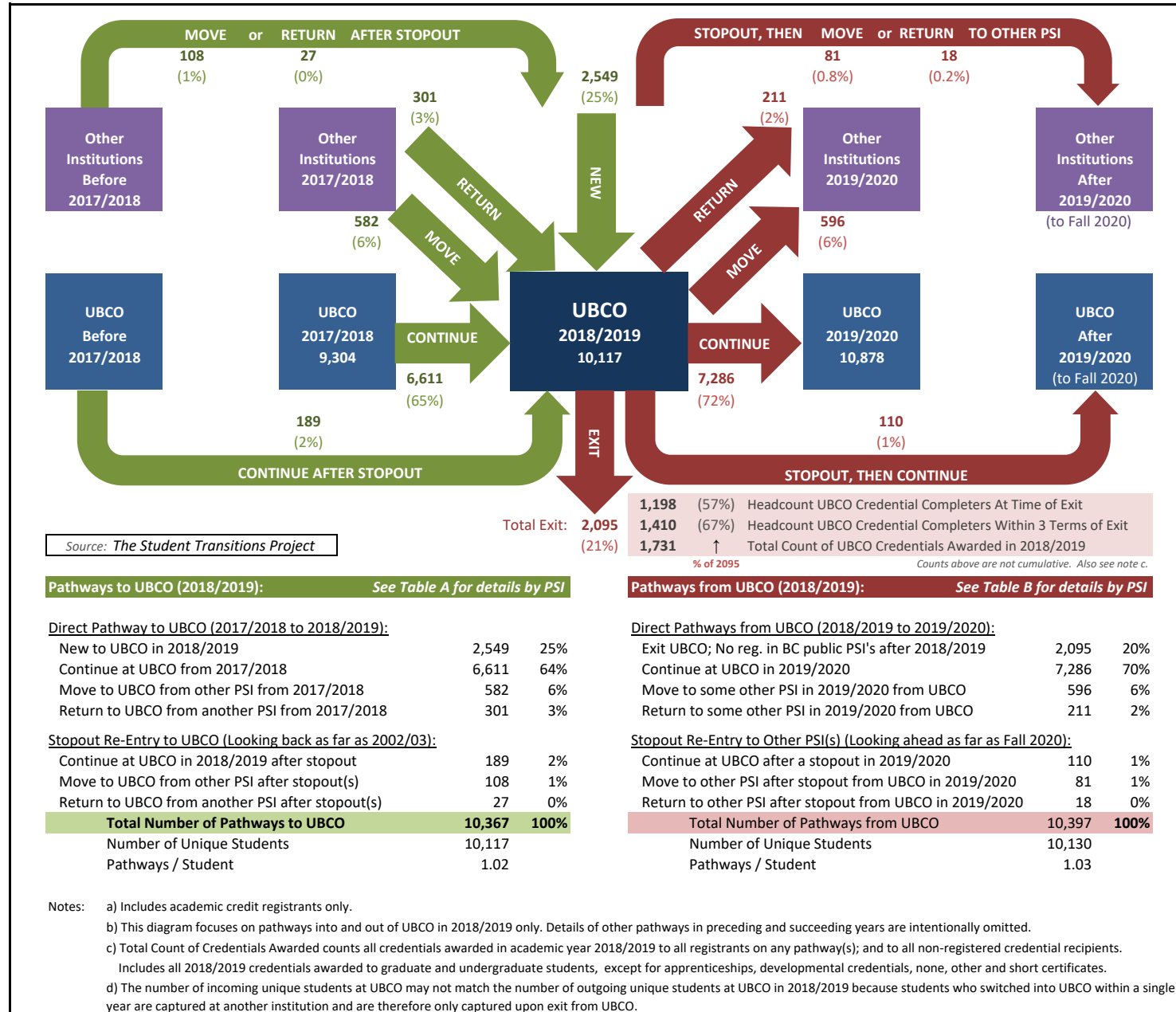
Notes:

a) The top 3 student pathways in each column are highlighted in red text.

b) Includes academic credit registrants only.

c) The total number of incoming unique students at TRU (Table A) may not match the total number of outgoing unique students at TRU in 2018/2019 (Table B) because students who switch institutions within a single year are captured only upon exit from TRU while their entry is captured at another institution.

Student Pathways to University of British Columbia, Okanagan (UBCO) in 2018/2019 and Future Student Pathways, up to Fall 2020



This page intentionally left blank.

Table A: Student Pathways to University of British Columbia, Okanagan (UBCO) in 2018/2019

PSI Last Attended in 2017/2018	DIRECT PATHWAYS TO UBCO				STOP OUT RE-ENTRY PATHWAYS TO UBCO			UNIQUE UBCO STUDENTS REGISTERED IN 2018/2019
	NEW TO STP (NEW TO UBCO)	CONTINUE AT UBCO FROM UBCO	MOVE TO UBCO FROM OTHER PSI	RETURN TO UBCO FROM OTHER PSI	CONTINUE AT UBCO AFTER STOPOUT	MOVE TO UBCO AFTER STOPOUT	RETURN TO UBCO AFTER STOPOUT	
UBCO	--	6,611	--	--	189	--	--	6,800
* NEW *	2,549	--	--	--	--	--	--	2,549
OKAN	--	--	251	97	--	23	9	380
TRU	--	--	72	87	--	14	6	179
UBCV	--	--	67	9	--	12	4	92
BCIT	--	--	5	59	--	2	4	70
UVIC	--	--	16	5	--	16	1	38
JIBC	--	--	5	20	--	9	3	37
LANG	--	--	27	3	--	4	--	34
DOUG	--	--	24	3	--	5	2	34
CAM	--	--	26	1	--	2	--	29
SEL	--	--	22	7	--	--	--	29
UFV	--	--	16	2	--	6	--	24
KPU	--	--	12	4	--	5	--	21
CAPU	--	--	14	3	--	2	1	20
SFU	--	--	9	4	--	5	--	18
COTR	--	--	12	1	--	1	--	14
CNC	--	--	10	1	--	--	--	11
UNBC	--	--	6	2	--	2	--	10
VIU	--	--	6	--	--	2	--	8
NVIT	--	--	1	5	--	1	--	7
NLC	--	--	4	--	--	--	--	4
VCC	--	--	3	--	--	--	--	3
CMTN	--	--	2	1	--	--	--	3
NIC	--	--	--	1	--	--	--	1
RRU	--	--	--	--	--	1	--	1
ECU	--	--	--	--	--	--	--	--
TOTAL	2,549	6,611	582	301	189	108	27	10,117

Notes:

a) The top 3 student pathways in each column are highlighted in green text.

b) Includes Academic Credit Registrants only. Students enrolled exclusively in Continuing Education Courses are excluded.

c) The total number of incoming unique students at UBCO (Table A) may not match the total number of outgoing unique students at UBCO in 2018/2019 (Table B) because students who switch institutions within a single year are captured only upon exit from UBCO, while their entry is captured at another institution.

Table B: Future Student Pathways from University of British Columbia, Okanagan (UBCO), 2018/2019 to 2019/2020

PSI Next Attended in 2019/2020 or later	DIRECT PATHWAYS FROM UBCO				STOP OUT RE-ENTRY PATHWAYS			UNIQUE UBCO STUDENTS REGISTERED IN 2018/2019
	EXIT UBCO (NO REG IN B.C. AFTER 2018/2019)	CONTINUE AT UBCO FROM UBCO	MOVE TO OTHER PSI FROM UBCO	RETURN TO OTHER PSI FROM UBCO	CONTINUE AT UBCO AFTER STOPOUT	MOVE TO OTHER PSI AFTER STOPOUT FROM UBCO	RETURN TO OTHER PSI AFTER STOPOUT FROM UBCO	
UBCO	--	7,286	0	0	110	-	--	7,396
* NEW *	2,095	--	--	--	--	-	--	2,095
UBCV	--	--	254	25	--	36	1	316
TRU	--	--	76	67	--	8	1	152
OKAN	--	--	72	41	--	14	9	136
BCIT	--	--	81	40	--	8	3	132
UVIC	--	--	33	6	--	4	1	44
JIBC	--	--	12	7	--	-	--	19
SFU	--	--	12	5	--	2	--	19
DOUG	--	--	10	2	--	1	1	14
NVIT	--	--	12	2	--	-	--	14
KPU	--	--	8	3	--	2	--	13
UFV	--	--	6	3	--	1	1	11
LANG	--	--	6	3	--	1	--	10
VIU	--	--	6	1	--	2	--	9
CAM	--	--	5	1	--	-	--	6
SEL	--	--	2	2	--	-	1	5
CAPU	--	--	3	1	--	1	--	5
UNBC	--	--	2	1	--	1	--	4
CNC	--	--	1	3	--	-	--	4
NIC	--	--	3	0	--	-	--	3
COTR	--	--	2	1	--	-	--	3
VCC	--	--	2	0	--	-	--	2
ECU	--	--	2	0	--	-	--	2
CMTN	--	--	0	0	--	-	--	0
RRU	--	--	0	0	--	-	--	0
NLC	--	--	0	0	--	-	--	0
TOTAL	2,095	7,286	596	211	110	81	18	10,130

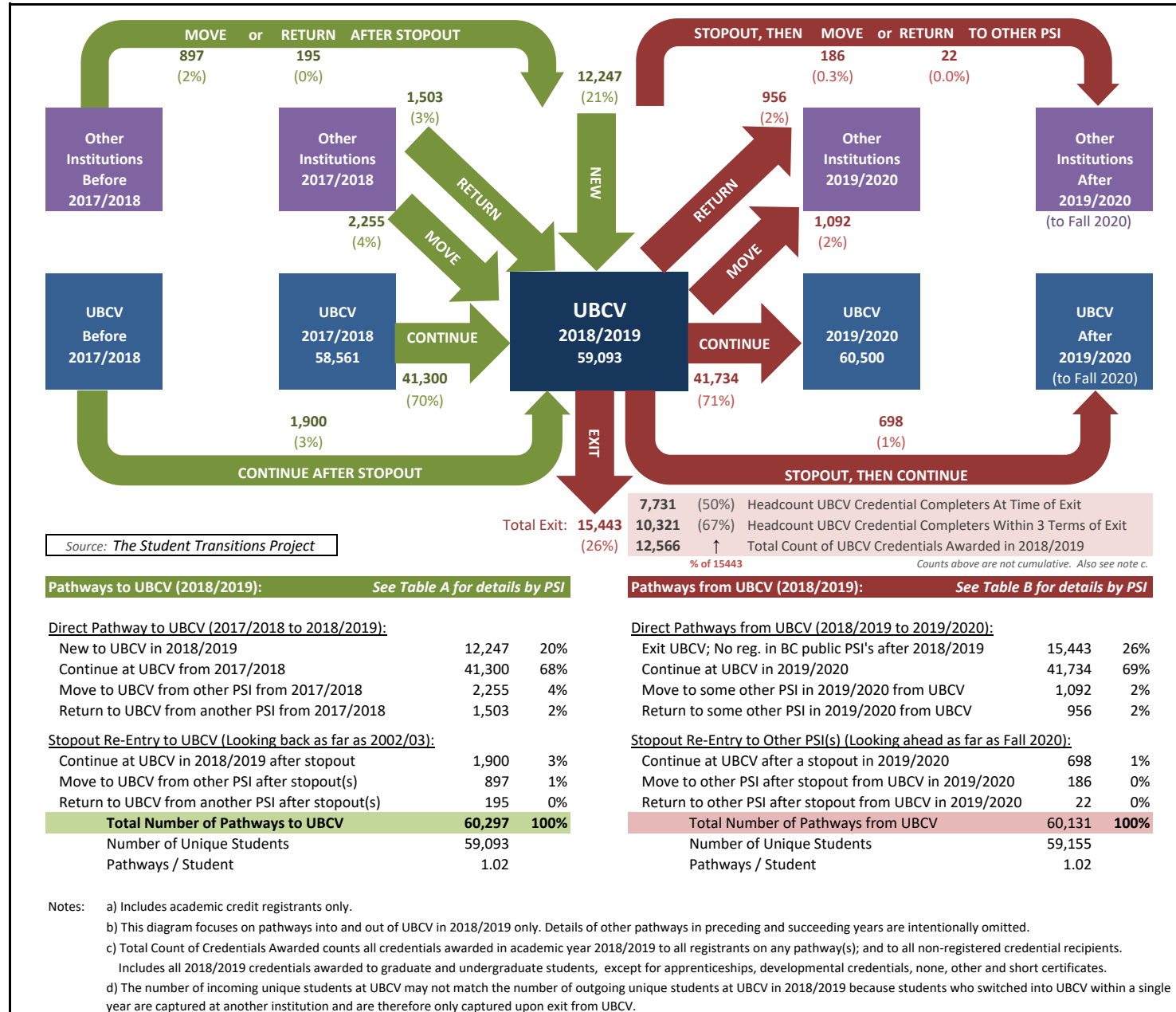
Notes:

a) The top 3 student pathways in each column are highlighted in red text.

b) Includes academic credit registrants only.

c) The total number of incoming unique students at UBCO (Table A) may not match the total number of outgoing unique students at UBCO in 2018/2019 (Table B) because students who switch institutions within a single year are captured only upon exit from UBCO while their entry is captured at another institution.

Student Pathways to University of British Columbia, Vancouver (UBCV) in 2018/2019 and Future Student Pathways, up to Fall 2020



This page intentionally left blank.

Table A: Student Pathways to University of British Columbia, Vancouver (UBCV) in 2018/2019

PSI Last Attended in 2017/2018	DIRECT PATHWAYS TO UBCV				STOP OUT RE-ENTRY PATHWAYS TO UBCV			UNIQUE UBCV STUDENTS REGISTERED IN 2018/2019
	NEW TO STP (NEW TO UBCV)	CONTINUE AT UBCV FROM UBCV	MOVE TO UBCV FROM OTHER PSI	RETURN TO UBCV FROM OTHER PSI	CONTINUE AT UBCV AFTER STOPOUT	MOVE TO UBCV AFTER STOPOUT	RETURN TO UBCV AFTER STOPOUT	
UBCV	--	41,300	--	--	1,900	--	--	43,200
* NEW *	12,247	--	--	--	--	--	--	12,247
TRU	--	--	341	497	--	78	35	951
LANG	--	--	541	216	--	52	25	834
SFU	--	--	288	120	--	225	22	655
UVIC	--	--	165	173	--	146	10	494
BCIT	--	--	84	188	--	75	52	399
UBCO	--	--	210	22	--	83	2	317
DOUG	--	--	175	66	--	34	12	287
KPU	--	--	169	49	--	34	5	257
CAPU	--	--	158	42	--	34	7	241
JIBC	--	--	17	64	--	24	8	113
UFV	--	--	68	9	--	30	2	109
VCC	--	--	28	38	--	24	8	98
UNBC	--	--	49	20	--	11	2	82
CAM	--	--	47	8	--	16	3	74
SEL	--	--	42	18	--	12	1	73
VIU	--	--	22	7	--	20	2	51
OKAN	--	--	20	4	--	7	2	33
NIC	--	--	16	3	--	6	1	26
CNC	--	--	13	7	--	3	--	23
NVIT	--	--	4	16	--	1	1	22
COTR	--	--	8	3	--	6	1	18
ECU	--	--	4	6	--	7	--	17
RRU	--	--	1	5	--	7	--	13
CMTN	--	--	3	2	--	3	1	9
NLC	--	--	1	1	--	2	--	4
TOTAL	12,247	41,300	2,255	1,503	1,900	897	195	59,093

Notes:

a) The top 3 student pathways in each column are highlighted in green text.

b) Includes Academic Credit Registrants only. Students enrolled exclusively in Continuing Education Courses are excluded.

c) The total number of incoming unique students at UBCV (Table A) may not match the total number of outgoing unique students at UBCV in 2018/2019 (Table B) because students who switch institutions within a single year are captured only upon exit from UBCV, while their entry is captured at another institution.

Table B: Future Student Pathways from University of British Columbia, Vancouver (UBCV), 2018/2019 to 2019/2020

PSI Next Attended in 2019/2020 or later	DIRECT PATHWAYS FROM UBCV				STOP OUT RE-ENTRY PATHWAYS			UNIQUE UBCV STUDENTS REGISTERED IN 2018/2019
	EXIT UBCV (NO REG IN B.C. AFTER 2018/2019)	CONTINUE AT UBCV FROM UBCV	MOVE TO OTHER PSI FROM UBCV	RETURN TO OTHER PSI FROM UBCV	CONTINUE AT UBCV AFTER STOPOUT	MOVE TO OTHER PSI AFTER STOPOUT FROM UBCV	RETURN TO OTHER PSI AFTER STOPOUT FROM UBCV	
UBCV	--	41,734	0	0	698	-	--	42,432
* NEW *	15,443	--	--	--	--	-	--	15,443
TRU	--	--	259	319	--	10	1	589
BCIT	--	--	272	123	--	57	4	456
LANG	--	--	149	89	--	23	2	263
SFU	--	--	76	96	--	26	4	202
UVIC	--	--	50	128	--	17	2	197
DOUG	--	--	48	34	--	12	3	97
JIBC	--	--	46	34	--	3	--	83
UBCO	--	--	67	11	--	4	--	82
UNBC	--	--	10	44	--	1	--	55
KPU	--	--	25	18	--	8	1	52
VCC	--	--	29	12	--	8	--	49
CAPU	--	--	26	11	--	9	--	46
NVIT	--	--	5	22	--	-	--	27
UFV	--	--	14	9	--	-	1	24
VIU	--	--	6	4	--	3	2	15
ECU	--	--	10	4	--	1	--	15
CAM	--	--	6	6	--	2	--	14
SEL	--	--	9	2	--	-	1	12
OKAN	--	--	6	3	--	-	--	9
COTR	--	--	4	2	--	-	1	7
RRU	--	--	4	3	--	-	--	7
NIC	--	--	4	0	--	1	--	5
CMTN	--	--	3	1	--	1	--	5
CNC	--	--	1	3	--	-	--	4
NLC	--	--	0	0	--	-	--	0
TOTAL	15,443	41,734	1,092	956	698	186	22	59,155

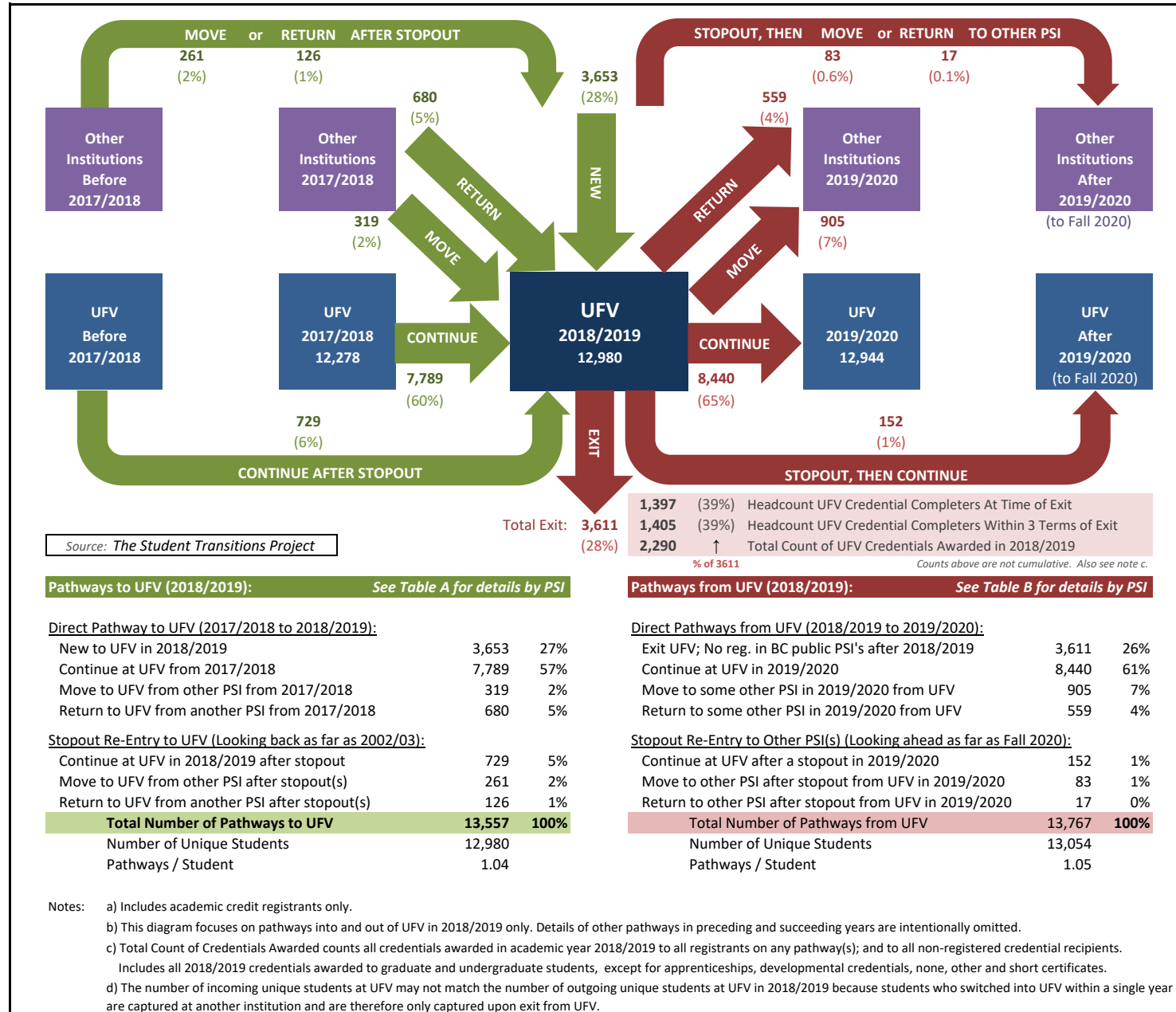
Notes:

a) The top 3 student pathways in each column are highlighted in red text.

b) Includes academic credit registrants only.

c) The total number of incoming unique students at UBCV (Table A) may not match the total number of outgoing unique students at UBCV in 2018/2019 (Table B) because students who switch institutions within a single year are captured only upon exit from UBCV while their entry is captured at another institution.

Student Pathways to University of the Fraser Valley (UFV) in 2018/2019 and Future Student Pathways, up to Fall 2020



This page intentionally left blank.

Table A: Student Pathways to University of the Fraser Valley (UFV) in 2018/2019

PSI Last Attended in 2017/2018	DIRECT PATHWAYS TO UFV				STOP OUT RE-ENTRY PATHWAYS TO UFV			UNIQUE UFV STUDENTS REGISTERED IN 2018/2019
	NEW TO STP (NEW TO UFV)	CONTINUE AT UFV FROM UFV	MOVE TO UFV FROM OTHER PSI	RETURN TO UFV FROM OTHER PSI	CONTINUE AT UFV AFTER STOPOUT	MOVE TO UFV AFTER STOPOUT	RETURN TO UFV AFTER STOPOUT	
UFV	--	7,789	--	--	729	--	--	8,518
* NEW *	3,653	--	--	--	--	--	--	3,653
TRU	--	--	34	332	--	19	23	408
KPU	--	--	74	60	--	40	4	178
BCIT	--	--	28	85	--	35	15	163
DOUG	--	--	52	57	--	31	12	152
JIBC	--	--	26	68	--	23	26	143
SFU	--	--	28	24	--	18	8	78
UBCV	--	--	12	21	--	15	10	58
VCC	--	--	13	15	--	16	8	52
LANG	--	--	13	14	--	9	7	43
UVIC	--	--	17	16	--	7	3	43
CAPU	--	--	6	4	--	6	2	18
OKAN	--	--	8	3	--	4	3	18
NVIT	--	--	4	2	--	9	3	18
UBCO	--	--	6	1	--	8	--	15
VIU	--	--	3	2	--	3	2	10
NLC	--	--	1	1	--	7	1	10
CAM	--	--	4	2	--	3	--	9
NIC	--	--	6	--	--	2	--	8
UNBC	--	--	4	--	--	2	1	7
COTR	--	--	1	5	--	1	--	7
CNC	--	--	1	4	--	1	--	6
SEL	--	--	2	3	--	--	--	5
RRU	--	--	1	--	--	3	--	4
ECU	--	--	1	--	--	2	--	3
CMTN	--	--	--	--	--	2	--	2
TOTAL	3,653	7,789	319	680	729	261	126	12,980

Notes:

a) The top 3 student pathways in each column are highlighted in green text.

b) Includes Academic Credit Registrants only. Students enrolled exclusively in Continuing Education Courses are excluded.

c) The total number of incoming unique students at UFV (Table A) may not match the total number of outgoing unique students at UFV in 2018/2019 (Table B) because students who switch institutions within a single year are captured only upon exit from UFV, while their entry is captured at another institution.

Table B: Future Student Pathways from University of the Fraser Valley (UFV), 2018/2019 to 2019/2020

PSI Next Attended in 2019/2020 or later	DIRECT PATHWAYS FROM UFV				STOP OUT RE-ENTRY PATHWAYS			UNIQUE UFV STUDENTS REGISTERED IN 2018/2019
	EXIT UFV (NO REG IN B.C. AFTER 2018/2019)	CONTINUE AT UFV FROM UFV	MOVE TO OTHER PSI FROM UFV	RETURN TO OTHER PSI FROM UFV	CONTINUE AT UFV AFTER STOPOUT	MOVE TO OTHER PSI AFTER STOPOUT FROM UFV	RETURN TO OTHER PSI AFTER STOPOUT FROM UFV	
UFV	--	8,440	--	--	152	-	--	8,592
* NEW *	3,611	--	--	--	--	-	--	3,611
TRU	--	--	213	243	--	7	2	465
BCIT	--	--	179	82	--	11	5	277
JIBC	--	--	171	53	--	2	3	229
SFU	--	--	86	35	--	10	--	131
UBCV	--	--	63	31	--	12	--	106
KPU	--	--	46	34	--	6	--	86
DOUG	--	--	33	28	--	4	4	69
UVIC	--	--	32	20	--	4	1	57
VCC	--	--	26	13	--	2	2	43
LANG	--	--	13	11	--	5	--	29
CAPU	--	--	15	3	--	4	--	22
UBCO	--	--	14	3	--	2	--	19
OKAN	--	--	7	6	--	5	--	18
NVIT	--	--	1	13	--	1	--	15
COTR	--	--	3	5	--	1	--	9
CNC	--	--	6	1	--	1	--	8
UNBC	--	--	3	1	--	2	--	6
VIU	--	--	3	0	--	3	--	6
CAM	--	--	4	1	--	1	--	6
RRU	--	--	4	0	--	-	--	4
NIC	--	--	2	2	--	-	--	4
CMTN	--	--	2	0	--	-	--	2
NLC	--	--	1	1	--	-	--	2
ECU	--	--	1	0	--	-	--	1
SEL	--	--	1	0	--	-	--	1
TOTAL	3,611	8,440	905	559	152	83	17	13,054

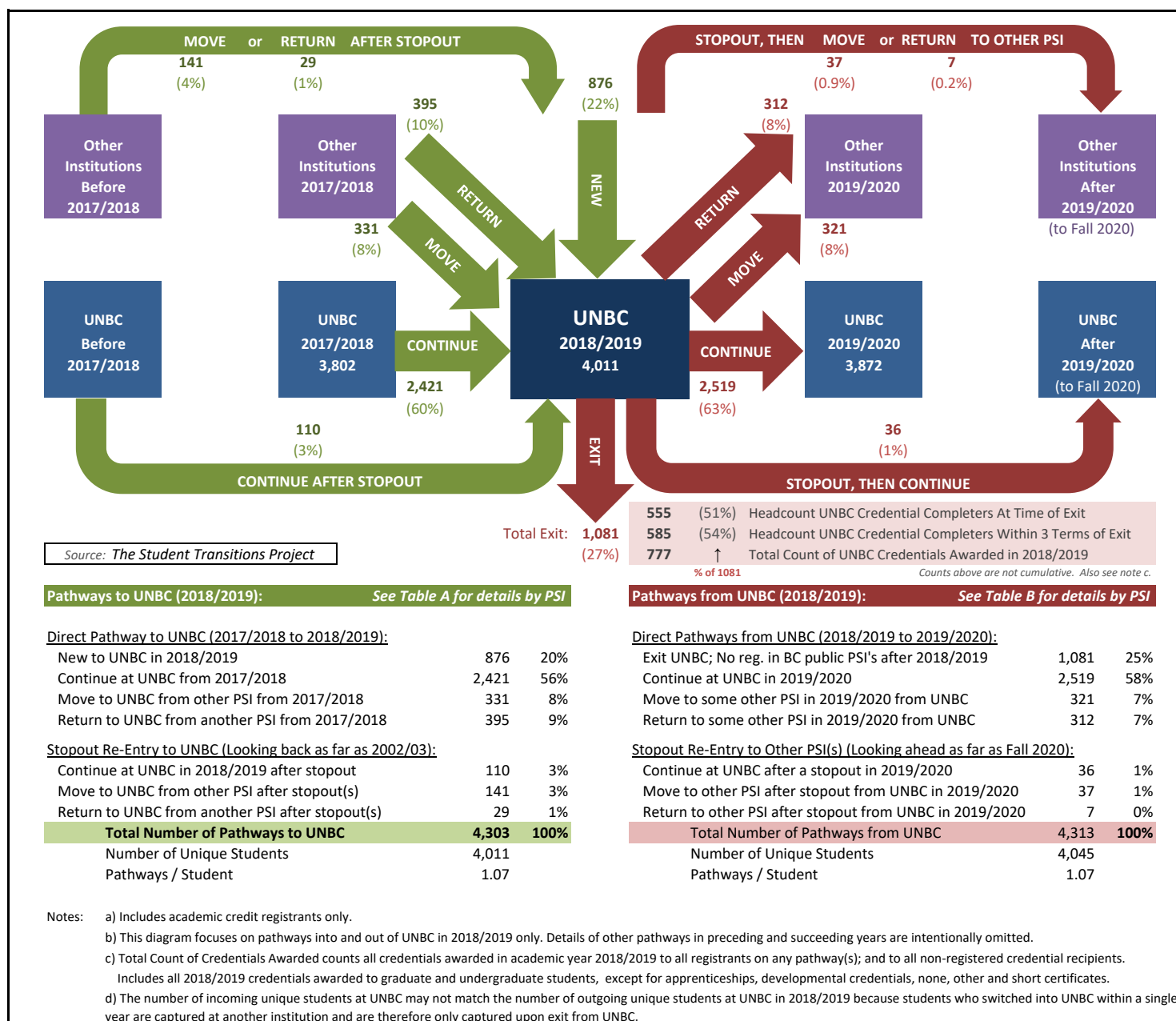
Notes:

a) The top 3 student pathways in each column are highlighted in red text.

b) Includes academic credit registrants only.

c) The total number of incoming unique students at UFV (Table A) may not match the total number of outgoing unique students at UFV in 2018/2019 (Table B) because students who switch institutions within a single year are captured only upon exit from UFV while their entry is captured at another institution.

Student Pathways to University of Northern British Columbia (UNBC) in 2018/2019 and Future Student Pathways, up to Fall 2020



This page intentionally left blank.

Table A: Student Pathways to University of Northern British Columbia (UNBC) in 2018/2019

PSI Last Attended in 2017/2018	DIRECT PATHWAYS TO UNBC				STOP OUT RE-ENTRY PATHWAYS TO UNBC			UNIQUE UNBC STUDENTS REGISTERED IN 2018/2019
	NEW TO STP (NEW TO UNBC)	CONTINUE AT UNBC FROM UNBC	MOVE TO UNBC FROM OTHER PSI	RETURN TO UNBC FROM OTHER PSI	CONTINUE AT UNBC AFTER STOPOUT	MOVE TO UNBC AFTER STOPOUT	RETURN TO UNBC AFTER STOPOUT	
UNBC	--	2,421	--	--	110	--	--	2,531
* NEW *	876	--	--	--	--	--	--	876
CNC	--	--	144	141	--	24	5	314
TRU	--	--	61	147	--	22	9	239
CMTN	--	--	44	31	--	9	1	85
UBCV	--	--	6	45	--	12	2	65
JIBC	--	--	6	33	--	6	1	46
BCIT	--	--	16	9	--	17	3	45
LANG	--	--	16	2	--	8	--	26
UVIC	--	--	7	3	--	14	2	26
VIU	--	--	13	1	--	4	1	19
NLC	--	--	8	4	--	3	--	15
UBCO	--	--	6	1	--	4	1	12
UFV	--	--	6	1	--	3	--	10
SFU	--	--	7	--	--	3	--	10
DOUG	--	--	3	--	--	5	1	9
OKAN	--	--	6	1	--	2	--	9
CAM	--	--	3	1	--	3	1	8
SEL	--	--	7	--	--	1	--	8
NVIT	--	--	3	1	--	1	1	6
CAPU	--	--	3	--	--	2	--	5
VCC	--	--	3	1	--	--	--	4
NIC	--	--	1	--	--	2	--	3
COTR	--	--	1	--	--	2	--	3
KPU	--	--	--	2	--	--	--	2
RRU	--	--	--	--	--	1	--	1
ECU	--	--	--	--	--	--	1	1
TOTAL	876	2,421	331	395	110	141	29	4,011

Notes:

- a) The top 3 student pathways in each column are highlighted in green text.
- b) Includes Academic Credit Registrants only. Students enrolled exclusively in Continuing Education Courses are excluded.
- c) The total number of incoming unique students at UNBC (Table A) may not match the total number of outgoing unique students at UNBC in 2018/2019 (Table B) because students who switch institutions within a single year are captured only upon exit from UNBC, while their entry is captured at another institution.

Table B: Future Student Pathways from University of Northern British Columbia (UNBC), 2018/2019 to 2019/2020

PSI Next Attended in 2019/2020 or later	DIRECT PATHWAYS FROM UNBC				STOP OUT RE-ENTRY PATHWAYS			UNIQUE UNBC STUDENTS REGISTERED IN 2018/2019
	EXIT UNBC (NO REG IN B.C. AFTER 2018/2019)	CONTINUE AT UNBC FROM UNBC	MOVE TO OTHER PSI FROM UNBC	RETURN TO OTHER PSI FROM UNBC	CONTINUE AT UNBC AFTER STOPOUT	MOVE TO OTHER PSI AFTER STOPOUT FROM UNBC	RETURN TO OTHER PSI AFTER STOPOUT FROM UNBC	
UNBC	--	2,519	0	0	36	-	--	2,555
* NEW *	1,081	--	--	--	--	-	--	1,081
TRU	--	--	87	132	--	2	--	221
CNC	--	--	52	113	--	9	3	177
UBCV	--	--	56	15	--	6	--	77
BCIT	--	--	38	18	--	8	--	64
JIBC	--	--	44	17	--	-	2	63
UVIC	--	--	22	5	--	5	--	32
CMTN	--	--	3	16	--	1	--	20
SFU	--	--	4	4	--	2	1	11
VIU	--	--	4	2	--	1	--	7
NLC	--	--	1	4	--	-	1	6
UFV	--	--	3	2	--	-	--	5
LANG	--	--	3	2	--	-	--	5
DOUG	--	--	4	0	--	-	--	4
CAPU	--	--	3	0	--	1	--	4
UBCO	--	--	3	1	--	-	--	4
OKAN	--	--	3	1	--	-	--	4
KPU	--	--	2	1	--	-	--	3
COTR	--	--	3	0	--	-	--	3
CAM	--	--	1	1	--	1	--	3
NVIT	--	--	1	1	--	-	--	2
RRU	--	--	0	1	--	1	--	2
VCC	--	--	0	1	--	-	--	1
NIC	--	--	1	0	--	-	--	1
SEL	--	--	1	0	--	-	--	1
ECU	--	--	0	0	--	-	--	0
TOTAL	1,081	2,519	321	312	36	37	7	4,045

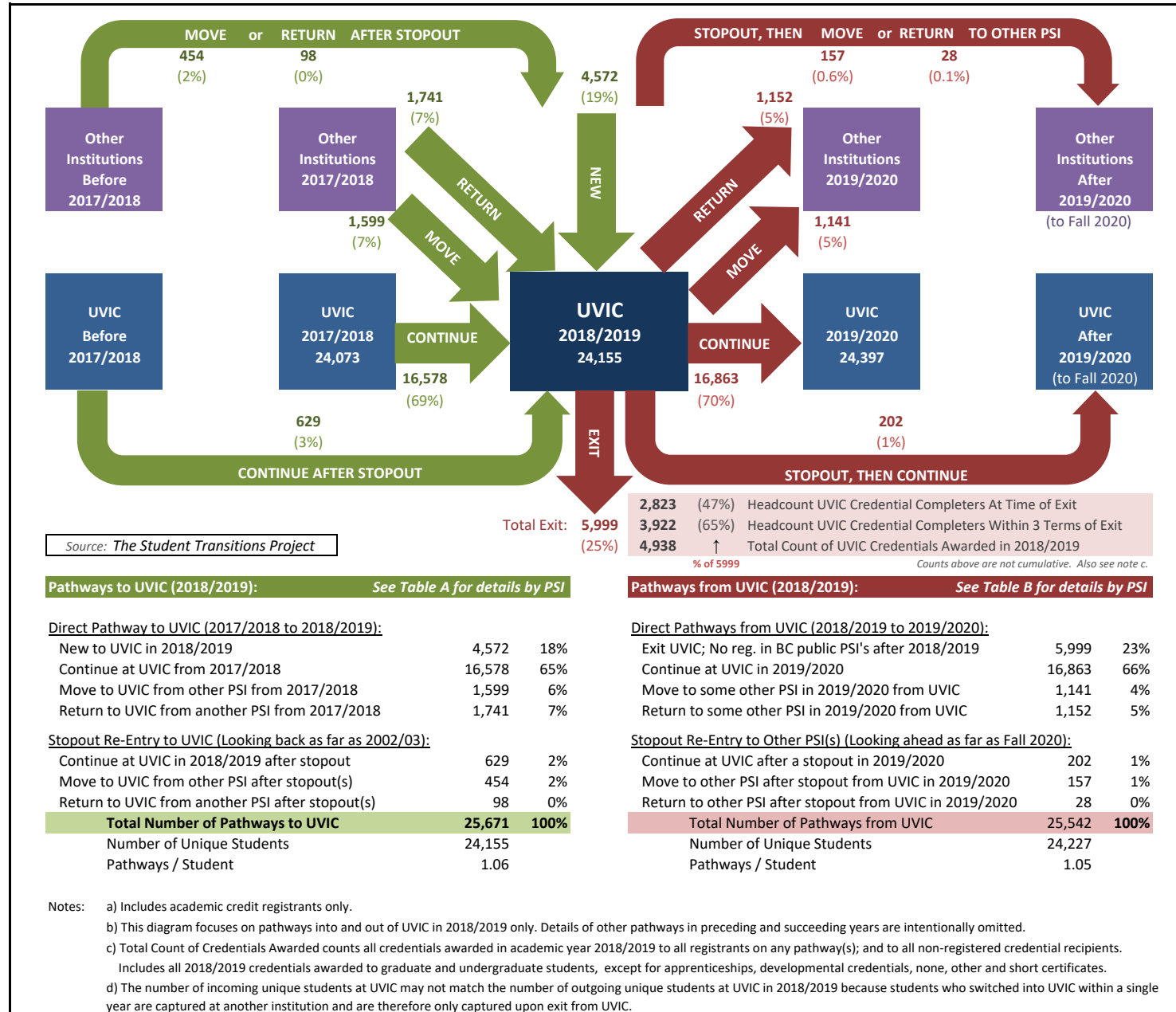
Notes:

a) The top 3 student pathways in each column are highlighted in red text.

b) Includes academic credit registrants only.

c) The total number of incoming unique students at UNBC (Table A) may not match the total number of outgoing unique students at UNBC in 2018/2019 (Table B) because students who switch institutions within a single year are captured only upon exit from UNBC while their entry is captured at another institution.

Student Pathways to University of Victoria (UVIC) in 2018/2019 and Future Student Pathways, up to Fall 2020



This page intentionally left blank.

Table A: Student Pathways to University of Victoria (UVIC) in 2018/2019

PSI Last Attended in 2017/2018	DIRECT PATHWAYS TO UVIC				STOP OUT RE-ENTRY PATHWAYS TO UVIC			UNIQUE UVIC STUDENTS REGISTERED IN 2018/2019
	NEW TO STP (NEW TO UVIC)	CONTINUE AT UVIC FROM UVIC	MOVE TO UVIC FROM OTHER PSI	RETURN TO UVIC FROM OTHER PSI	CONTINUE AT UVIC AFTER STOPOUT	MOVE TO UVIC AFTER STOPOUT	RETURN TO UVIC AFTER STOPOUT	
UVIC	--	16,578	--	--	629	--	--	17,207
* NEW *	4,572	--	--	--	--	--	--	4,572
CAM	--	--	737	613	--	126	32	1,508
TRU	--	--	211	668	--	28	14	921
UBCV	--	--	58	149	--	66	14	287
VIU	--	--	110	22	--	37	5	174
SEL	--	--	73	51	--	7	--	131
JIBC	--	--	19	67	--	19	11	116
LANG	--	--	59	33	--	18	1	111
COTR	--	--	58	42	--	6	3	109
NIC	--	--	75	25	--	4	4	108
BCIT	--	--	18	49	--	26	10	103
SFU	--	--	37	18	--	36	1	92
DOUG	--	--	42	17	--	10	2	71
OKAN	--	--	33	12	--	12	1	58
UFV	--	--	34	10	--	12	--	56
KPU	--	--	31	14	--	11	--	56
RRU	--	--	16	16	--	8	1	41
UBCO	--	--	21	5	--	13	--	39
CAPU	--	--	18	5	--	11	1	35
CNC	--	--	22	8	--	1	--	31
UNBC	--	--	9	2	--	8	1	20
VCC	--	--	7	3	--	5	--	15
CMTN	--	--	6	2	--	2	1	11
ECU	--	--	3	1	--	5	--	9
NLC	--	--	4	1	--	3	--	8
NVIT	--	--	1	4	--	1	2	8
TOTAL	4,572	16,578	1,599	1,741	629	454	98	24,155

Notes:

a) The top 3 student pathways in each column are highlighted in green text.

b) Includes Academic Credit Registrants only. Students enrolled exclusively in Continuing Education Courses are excluded.

c) The total number of incoming unique students at UVIC (Table A) may not match the total number of outgoing unique students at UVIC in 2018/2019 (Table B) because students who switch institutions within a single year are captured only upon exit from UVIC, while their entry is captured at another institution.

Table B: Future Student Pathways from University of Victoria (UVIC), 2018/2019 to 2019/2020

PSI Next Attended in 2019/2020 or later	DIRECT PATHWAYS FROM UVIC				STOP OUT RE-ENTRY PATHWAYS			UNIQUE UVIC STUDENTS REGISTERED IN 2018/2019
	EXIT UVIC (NO REG IN B.C. AFTER 2018/2019)	CONTINUE AT UVIC FROM UVIC	MOVE TO OTHER PSI FROM UVIC	RETURN TO OTHER PSI FROM UVIC	CONTINUE AT UVIC AFTER STOPOUT	MOVE TO OTHER PSI AFTER STOPOUT FROM UVIC	RETURN TO OTHER PSI AFTER STOPOUT FROM UVIC	
UVIC	--	16,863	0	0	202	-	--	17,065
* NEW *	5,999	--	--	--	--	-	--	5,999
TRU	--	--	349	557	--	14	4	924
CAM	--	--	234	172	--	34	11	451
UBCV	--	--	146	175	--	44	2	367
BCIT	--	--	126	56	--	22	2	206
JIBC	--	--	54	52	--	-	--	106
SFU	--	--	39	16	--	14	--	69
VIU	--	--	39	20	--	5	5	69
LANG	--	--	27	12	--	3	1	43
UBCO	--	--	23	7	--	2	--	32
NIC	--	--	12	13	--	5	--	30
SEL	--	--	9	18	--	2	1	30
DOUG	--	--	23	6	--	-	--	29
CAPU	--	--	18	5	--	5	--	28
RRU	--	--	14	12	--	1	--	27
KPU	--	--	11	11	--	-	--	22
UFV	--	--	12	8	--	-	--	20
COTR	--	--	1	14	--	2	--	17
OKAN	--	--	11	3	--	2	--	16
UNBC	--	--	8	2	--	2	1	13
VCC	--	--	6	2	--	-	--	8
CNC	--	--	4	1	--	-	--	5
CMTN	--	--	1	2	--	-	1	4
ECU	--	--	0	3	--	-	--	3
NVIT	--	--	1	1	--	-	--	2
NLC	--	--	0	1	--	-	--	1
TOTAL	5,999	16,863	1,141	1,152	202	157	28	24,227

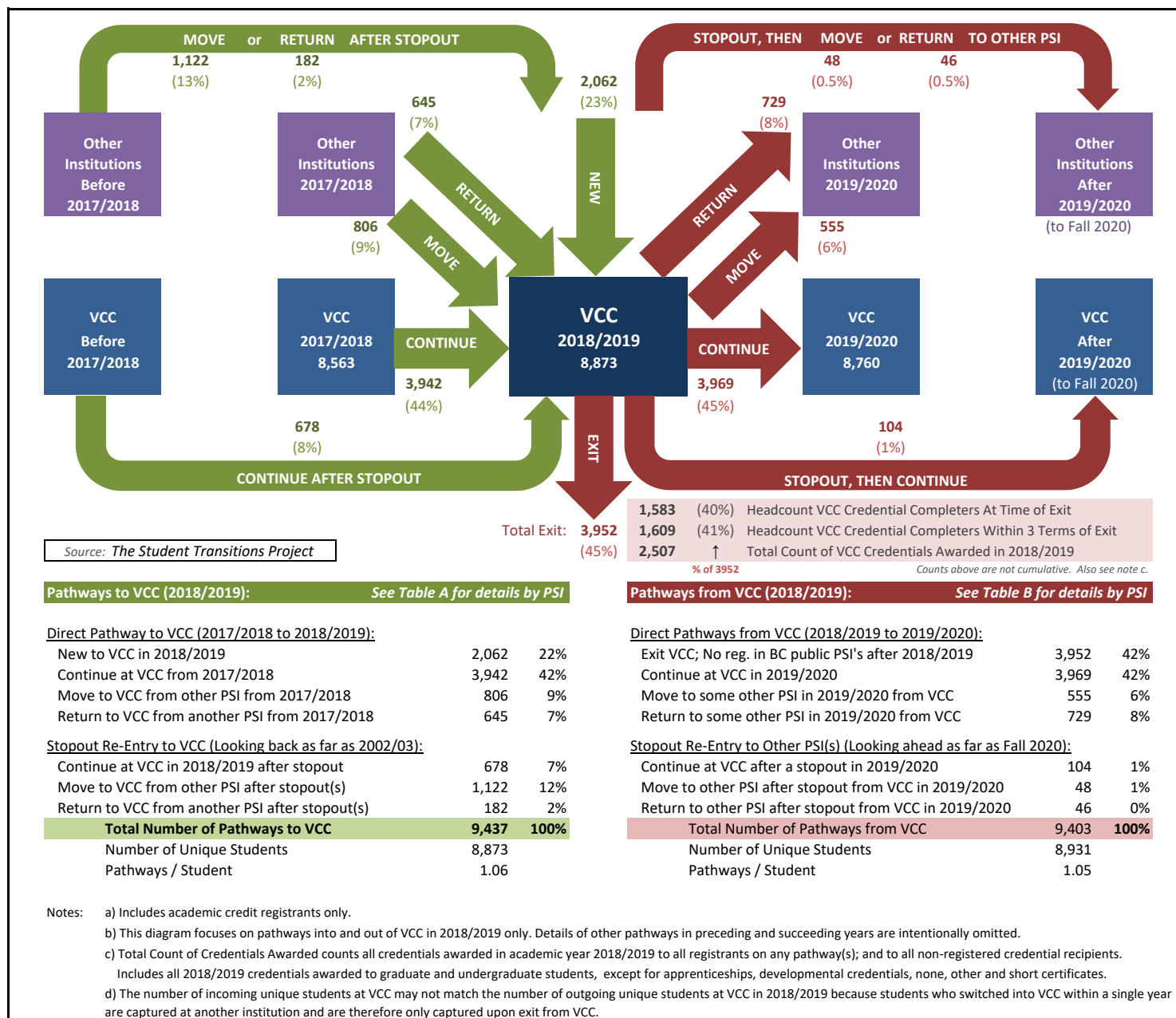
Notes:

a) The top 3 student pathways in each column are highlighted in red text.

b) Includes academic credit registrants only.

c) The total number of incoming unique students at UVIC (Table A) may not match the total number of outgoing unique students at UVIC in 2018/2019 (Table B) because students who switch institutions within a single year are captured only upon exit from UVIC while their entry is captured at another institution.

Student Pathways to Vancouver Community College (VCC) in 2018/2019 and Future Student Pathways, up to Fall 2020



This page intentionally left blank.

Table A: Student Pathways to Vancouver Community College (VCC) in 2018/2019

PSI Last Attended in 2017/2018	DIRECT PATHWAYS TO VCC				STOP OUT RE-ENTRY PATHWAYS TO VCC			UNIQUE VCC STUDENTS REGISTERED IN 2018/2019
	NEW TO STP (NEW TO VCC)	CONTINUE AT VCC FROM VCC	MOVE TO VCC FROM OTHER PSI	RETURN TO VCC FROM OTHER PSI	CONTINUE AT VCC AFTER STOPOUT	MOVE TO VCC AFTER STOPOUT	RETURN TO VCC AFTER STOPOUT	
VCC	--	3,942	--	--	678	--	--	4,620
* NEW *	2,062	--	--	--	--	--	--	2,062
BCIT	--	--	166	171	--	291	53	681
LANG	--	--	172	130	--	109	41	452
DOUG	--	--	119	72	--	133	20	344
KPU	--	--	93	54	--	99	7	253
CAPU	--	--	58	30	--	96	11	195
TRU	--	--	52	52	--	46	8	158
JIBC	--	--	33	32	--	73	14	152
SFU	--	--	48	26	--	56	9	139
UBCV	--	--	42	29	--	57	6	134
UFV	--	--	18	13	--	32	1	64
CAM	--	--	14	6	--	21	2	43
OKAN	--	--	2	15	--	17	4	38
ECU	--	--	4	4	--	29	1	38
VIU	--	--	5	4	--	25	3	37
CNC	--	--	2	21	--	8	2	33
UVIC	--	--	6	1	--	22	1	30
SEL	--	--	2	14	--	5	3	24
CMTN	--	--	4	7	--	11	--	22
NIC	--	--	10	2	--	7	--	19
NLC	--	--	5	9	--	5	--	19
RRU	--	--	7	4	--	3	--	14
COTR	--	--	5	1	--	4	1	11
UNBC	--	--	--	1	--	9	--	10
NVIT	--	--	3	--	--	4	1	8
UBCO	--	--	1	--	--	5	--	6
TOTAL	2,062	3,942	806	645	678	1,122	182	8,873

Notes:

a) The top 3 student pathways in each column are highlighted in green text.

b) Includes Academic Credit Registrants only. Students enrolled exclusively in Continuing Education Courses are excluded.

c) The total number of incoming unique students at VCC (Table A) may not match the total number of outgoing unique students at VCC in 2018/2019 (Table B) because students who switch institutions within a single year are captured only upon exit from VCC, while their entry is captured at another institution.

Table B: Future Student Pathways from Vancouver Community College (VCC), 2018/2019 to 2019/2020

PSI Next Attended in 2019/2020 or later	DIRECT PATHWAYS FROM VCC				STOP OUT RE-ENTRY PATHWAYS			UNIQUE VCC STUDENTS REGISTERED IN 2018/2019
	EXIT VCC (NO REG IN B.C. AFTER 2018/2019)	CONTINUE AT VCC FROM VCC	MOVE TO OTHER PSI FROM VCC	RETURN TO OTHER PSI FROM VCC	CONTINUE AT VCC AFTER STOPOUT	MOVE TO OTHER PSI AFTER STOPOUT FROM VCC	RETURN TO OTHER PSI AFTER STOPOUT FROM VCC	
VCC	--	3,969	0	0	104	-	--	4,073
* NEW *	3,952	--	--	--	--	-	--	3,952
BCIT	--	--	140	201	--	13	8	362
LANG	--	--	85	139	--	4	3	231
TRU	--	--	58	88	--	2	1	149
DOUG	--	--	44	76	--	3	7	130
SFU	--	--	54	36	--	5	5	100
JIBC	--	--	65	29	--	2	3	99
KPU	--	--	28	51	--	5	4	88
UBCV	--	--	28	32	--	1	5	66
CAPU	--	--	14	23	--	2	5	44
UFV	--	--	7	15	--	2	1	25
OKAN	--	--	9	7	--	2	--	18
SEL	--	--	3	13	--	-	--	16
CAM	--	--	4	7	--	-	2	13
RRU	--	--	4	9	--	-	--	13
UVIC	--	--	5	4	--	1	--	10
ECU	--	--	2	7	--	1	--	10
CMTN	--	--	0	8	--	1	--	9
CNC	--	--	3	5	--	-	--	8
NLC	--	--	1	7	--	-	--	8
NIC	--	--	4	1	--	1	1	7
VIU	--	--	4	1	--	1	--	6
UBCO	--	--	3	1	--	1	--	5
COTR	--	--	1	2	--	1	1	5
UNBC	--	--	2	2	--	-	--	4
NVIT	--	--	1	0	--	-	--	1
TOTAL	3,952	3,969	555	729	104	48	46	8,931

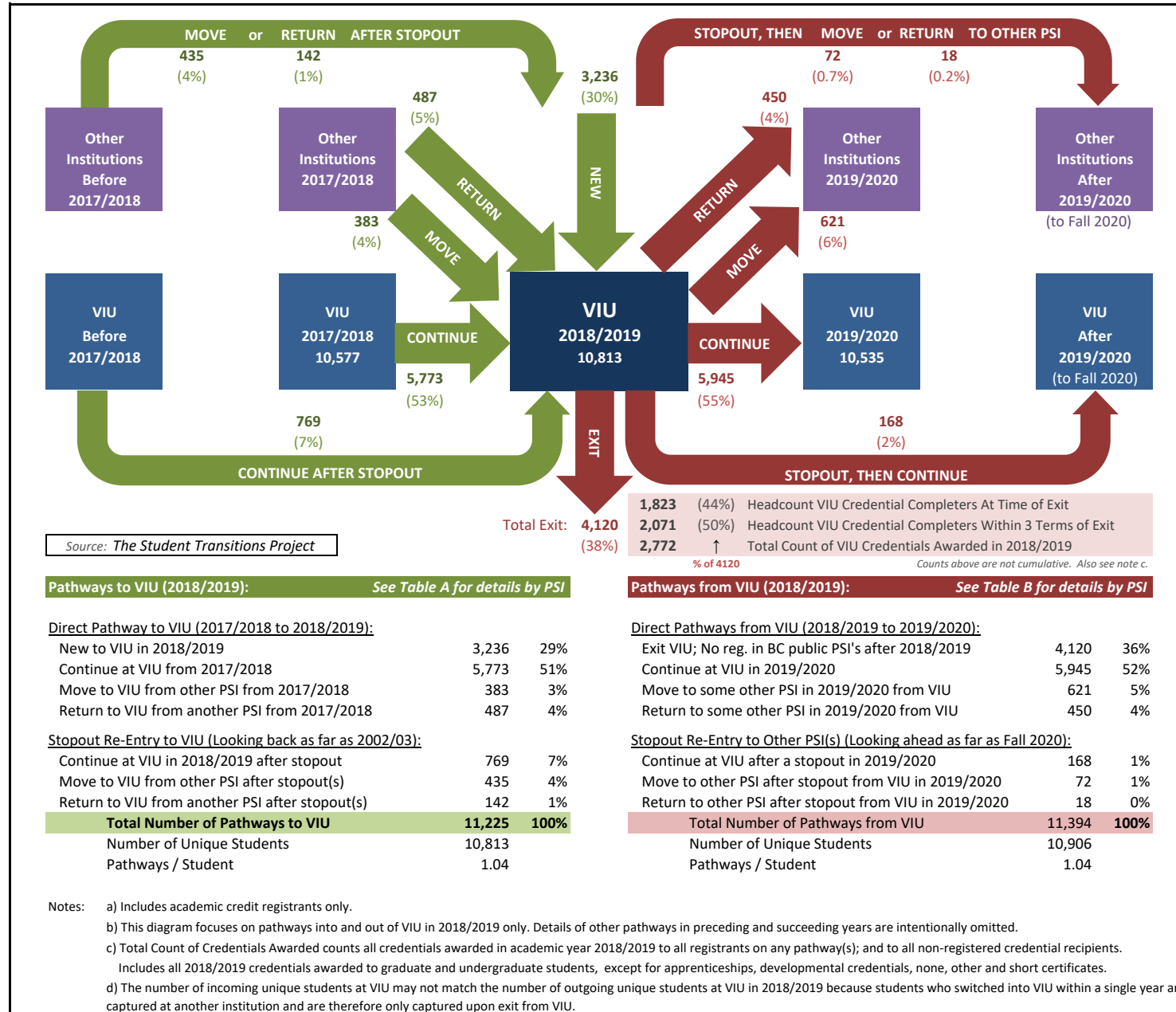
Notes:

a) The top 3 student pathways in each column are highlighted in red text.

b) Includes academic credit registrants only.

c) The total number of incoming unique students at VCC (Table A) may not match the total number of outgoing unique students at VCC in 2018/2019 (Table B) because students who switch institutions within a single year are captured only upon exit from VCC while their entry is captured at another institution.

Student Pathways to Vancouver Island University (VIU) in 2018/2019 and Future Student Pathways, up to Fall 2020



This page intentionally left blank.

Table A: Student Pathways to Vancouver Island University (VIU) in 2018/2019

PSI Last Attended in 2017/2018	DIRECT PATHWAYS TO VIU				STOP OUT RE-ENTRY PATHWAYS TO VIU			UNIQUE VIU STUDENTS REGISTERED IN 2018/2019
	NEW TO STP (NEW TO VIU)	CONTINUE AT VIU FROM VIU	MOVE TO VIU FROM OTHER PSI	RETURN TO VIU FROM OTHER PSI	CONTINUE AT VIU AFTER STOPOUT	MOVE TO VIU AFTER STOPOUT	RETURN TO VIU AFTER STOPOUT	
VIU	--	5,773	--	--	769	--	--	6,542
* NEW *	3,236	--	--	--	--	--	--	3,236
TRU	--	--	61	198	--	28	21	308
NIC	--	--	88	94	--	39	29	250
JIBC	--	--	32	51	--	48	15	146
BCIT	--	--	20	68	--	38	17	143
CAM	--	--	52	25	--	49	16	142
UVIC	--	--	33	25	--	60	11	129
UBCV	--	--	9	6	--	25	4	44
DOUG	--	--	11	3	--	16	4	34
SFU	--	--	8	4	--	18	3	33
CMTN	--	--	7	5	--	19	1	32
UFV	--	--	13	3	--	13	2	31
CAPU	--	--	9	3	--	15	2	29
OKAN	--	--	14	2	--	10	3	29
VCC	--	--	1	7	--	10	4	22
LANG	--	--	5	2	--	14	1	22
SEL	--	--	11	3	--	6	2	22
KPU	--	--	9	3	--	5	2	19
COTR	--	--	8	6	--	5	--	19
NLC	--	--	3	1	--	8	3	15
UNBC	--	--	7	--	--	7	--	14
CNC	--	--	8	1	--	2	2	13
UBCO	--	--	3	1	--	7	--	11
RRU	--	--	4	2	--	3	1	10
ECU	--	--	2	2	--	4	1	9
NVIT	--	--	1	2	--	1	1	5
TOTAL	3,236	5,773	383	487	769	435	142	10,813

Notes:

a) The top 3 student pathways in each column are highlighted in green text.

b) Includes Academic Credit Registrants only. Students enrolled exclusively in Continuing Education Courses are excluded.

c) The total number of incoming unique students at VIU (Table A) may not match the total number of outgoing unique students at VIU in 2018/2019 (Table B) because students who switch institutions within a single year are captured only upon exit from VIU, while their entry is captured at another institution.

Table B: Future Student Pathways from Vancouver Island University (VIU), 2018/2019 to 2019/2020

PSI Next Attended in 2019/2020 or later	DIRECT PATHWAYS FROM VIU				STOP OUT RE-ENTRY PATHWAYS			UNIQUE VIU STUDENTS REGISTERED IN 2018/2019
	EXIT VIU (NO REG IN B.C. AFTER 2018/2019)	CONTINUE AT VIU FROM VIU	MOVE TO OTHER PSI FROM VIU	RETURN TO OTHER PSI FROM VIU	CONTINUE AT VIU AFTER STOPOUT	MOVE TO OTHER PSI AFTER STOPOUT FROM VIU	RETURN TO OTHER PSI AFTER STOPOUT FROM VIU	
VIU	--	5,945	0	0	168	-	--	6,113
* NEW *	4,120	--	--	--	--	-	--	4,120
TRU	--	--	152	217	--	1	--	370
BCIT	--	--	75	43	--	9	2	129
UVIC	--	--	92	23	--	11	3	129
JIBC	--	--	74	48	--	-	5	127
NIC	--	--	44	44	--	12	4	104
CAM	--	--	49	32	--	13	--	94
UBCV	--	--	40	7	--	5	--	52
CAPU	--	--	12	6	--	4	1	23
SFU	--	--	14	3	--	2	--	19
LANG	--	--	11	2	--	3	1	17
OKAN	--	--	11	3	--	2	--	16
UBCO	--	--	13	0	--	1	--	14
CNC	--	--	6	5	--	2	--	13
VCC	--	--	11	0	--	-	1	12
UFV	--	--	5	4	--	3	--	12
KPU	--	--	5	5	--	-	--	10
SEL	--	--	8	2	--	-	--	10
DOUG	--	--	2	5	--	-	1	8
RRU	--	--	5	3	--	-	--	8
CMTN	--	--	4	2	--	1	--	7
UNBC	--	--	2	4	--	1	--	7
COTR	--	--	2	0	--	1	--	3
ECU	--	--	2	0	--	-	--	2
NLC	--	--	1	1	--	-	--	2
NVIT	--	--	1	0	--	1	--	2
TOTAL	4,120	5,945	621	450	168	72	18	10,906

Notes:

a) The top 3 student pathways in each column are highlighted in red text.

b) Includes academic credit registrants only.

c) The total number of incoming unique students at VIU (Table A) may not match the total number of outgoing unique students at VIU in 2018/2019 (Table B) because students who switch institutions within a single year are captured only upon exit from VIU while their entry is captured at another institution.