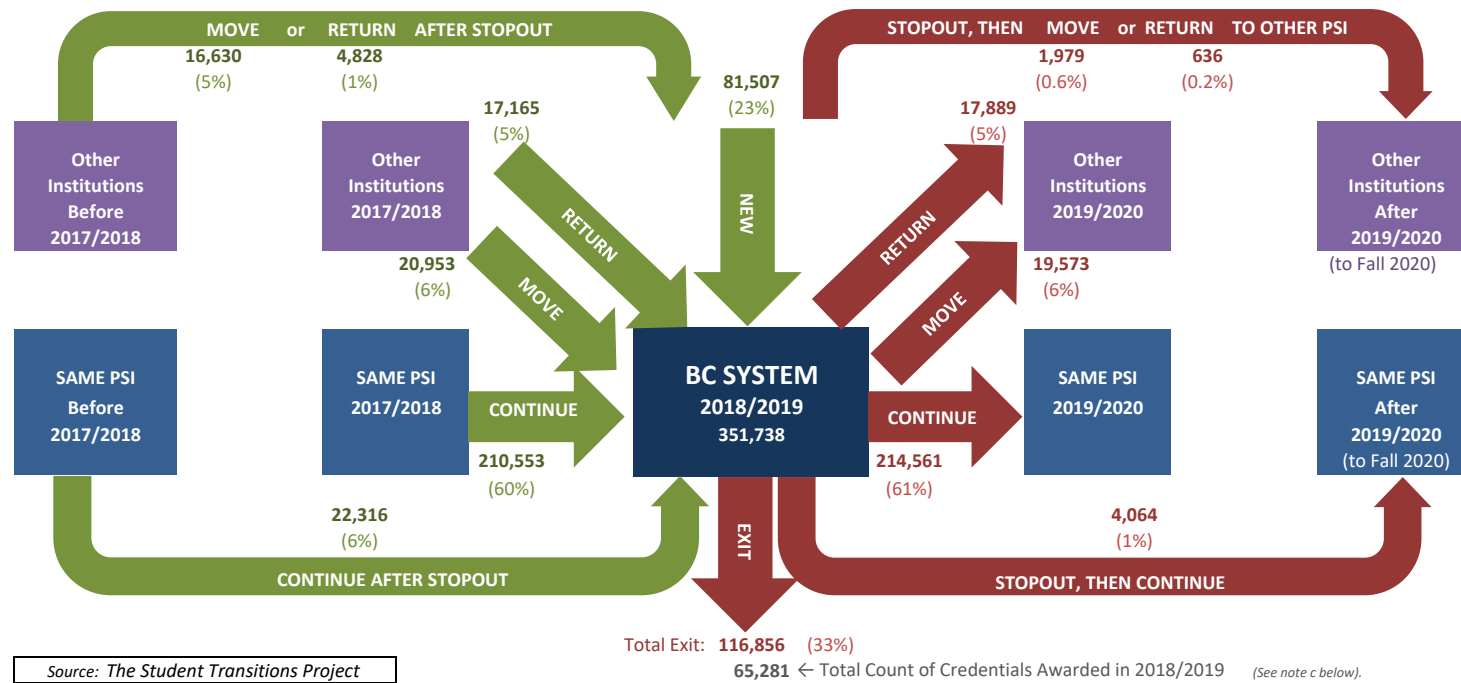


## Student Pathways to BC Public Post-Secondary Education (BC SYSTEM) 2018/2019 and Future Student Pathways, up to Fall 2020



### Pathways to BC Public Post-Sec (2018/2019)

#### Direct Pathway to BC SYSTEM (2017/2018 to 2018/2019):

New to BC SYSTEM in 2018/2019	81,507	22%
Continue at same institution from 2017/2018	210,553	56%
Move to new PSI from other PSI from 2017/2018	20,953	6%
Return to PSI from another PSI from 2017/2018	17,165	5%

#### Stopout Re-Entry to BC SYSTEM (Looking back as far as 2002/03):

Continue at same institution in 2018/2019 after stopout	22,316	6%
Move to new institution from other PSI after stopout(s)	16,630	4%
Return to institution from another PSI after stopout(s)	4,828	1%

<b>Total Number of Pathways to BC SYSTEM</b>	<b>373,952</b>	<b>100%</b>
Number of Unique Students	351,738	
Pathways / Student	1.06	

### Pathway from BC Public Post-Sec (2018/2019):

#### Direct Pathways from BC SYSTEM (2018/2019 to 2019/2020):

Exit BC SYSTEM; No reg. in BC public PSI's after 2018/2019	116,856	31%
Continue at same institution in 2019/2020	214,561	57%
Move to some other PSI in 2019/2020	19,573	5%
Return to a PSI from another PSI in 2019/2020	17,889	5%

#### Stopout Re-Entry to Other PSI(s) (Looking ahead as far as Fall 2020):

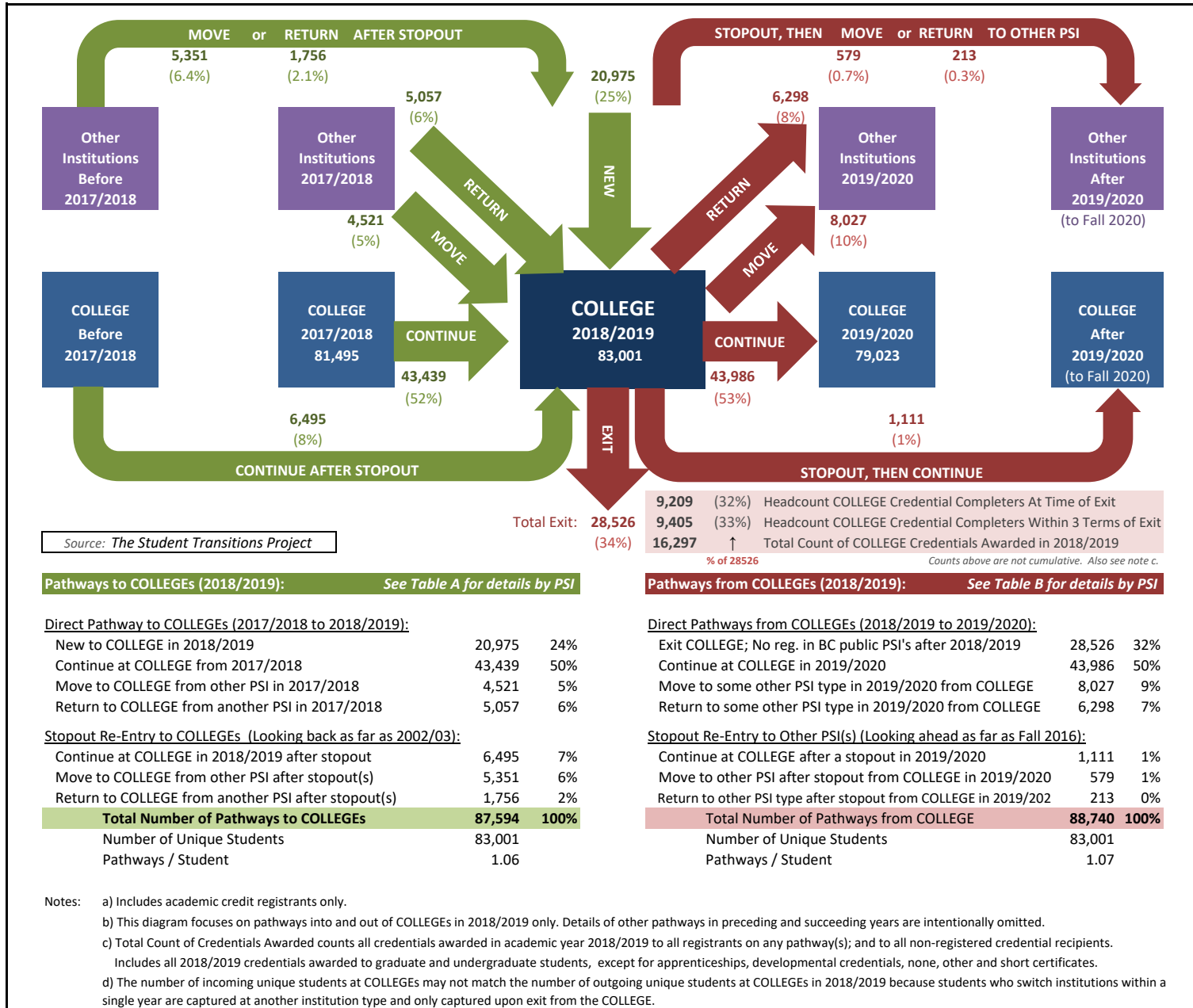
Continue at same institution after a stopout in 2019/2020	4,064	1%
Move to other PSI after BC SYSTEM stopout in 2019/2020	1,979	1%
Return to other PSI after BC SYSTEM stopout in 2019/2020	636	0%

<b>Total Number of Pathways from BC SYSTEM</b>	<b>375,558</b>	<b>100%</b>
Number of Unique Students	351,738	
Pathways / Student	1.07	

- Notes:
- a) Includes academic credit registrants only.
  - b) This diagram focuses on pathways into and out of the BC SYSTEM in 2018/2019 only. Details of other pathways in preceding and succeeding years are intentionally omitted.
  - c) Total Count of Credentials Awarded counts all credentials awarded in academic year to all registrants on any pathway(s); and to all non-registered credential recipients. Includes all credentials awarded to graduate and undergraduate students, except for apprenticeships, developmental credentials, none, other and short certificates.

This page intentionally left blank.

## Student Pathways to COMMUNITY COLLEGE in 2018/2019 and Future Student Pathways, up to Fall 2020



This page intentionally left blank.

**Table A: Student Pathways to COMMUNITY COLLEGE in 2018/2019**

PSI Last Attended in 2017/2018, by PSI Type	DIRECT PATHWAYS TO COLLEGE				STOPOUT RE-ENTRY PATHWAYS TO COLLEGE			UNIQUE COLLEGE STUDENTS REGISTERED IN 2018/2019
	NEW TO STP (NEW TO COLLEGE)	CONTINUE AT COLLEGE FROM COLLEGE	MOVE TO COLLEGE FROM OTHER PSI	RETURN TO COLLEGE FROM OTHER PSI	CONTINUE AT COLLEGE AFTER STOPOUT	MOVE TO COLLEGE AFTER STOPOUT	RETURN TO COLLEGE AFTER STOPOUT	
--- NEW	20,975	--	--	--	--	--	--	20,975
<b>COLLEGE</b>	--	43,439	1,248	1,046	6,495	1,354	397	52,651
DOUG	--	--	258	211	871	285	52	11,958
LANG	--	--	368	283	569	208	73	11,012
CAM	--	--	81	53	1,214	140	27	8,066
VCC	--	--	186	301	678	237	88	5,256
OKAN	--	--	68	79	869	93	28	5,241
CNC	--	--	44	65	414	60	17	2,781
NIC	--	--	64	27	502	77	16	2,401
COTR	--	--	58	52	559	72	31	2,302
SEL	--	--	71	93	373	66	37	2,257
NLC	--	--	22	35	175	63	23	1,237
CMTN	--	--	47	27	271	65	8	993
<b>INST</b>	--	--	943	1,718	--	1,595	546	4,776
BCIT	--	--	541	1,148	--	970	272	2,918
JIBC	--	--	378	552	--	610	259	1,786
NVIT	--	--	36	25	--	40	21	122
<b>TIU</b>	--	--	1,528	1,690	--	1,554	399	5,131
TRU	--	--	557	1,007	--	416	179	2,137
KPU	--	--	477	358	--	354	46	1,222
VIU	--	--	186	120	--	281	94	680
CAPU	--	--	165	132	--	243	36	572
UFV	--	--	127	77	--	152	16	372
ECU	--	--	25	17	--	77	15	134
RRU	--	--	24	22	--	41	17	104
<b>RIU</b>	--	--	1,080	870	--	1,024	471	3,435
UVIC	--	--	320	279	--	317	152	1,067
SFU	--	--	301	258	--	248	115	918
UBCV	--	--	302	184	--	289	91	861
UBCO	--	--	108	55	--	100	72	335
UNBC	--	--	54	97	--	74	42	267
<b>TOTAL</b>	20,975	43,439	4,521	5,057	6,495	5,351	1,756	83,001

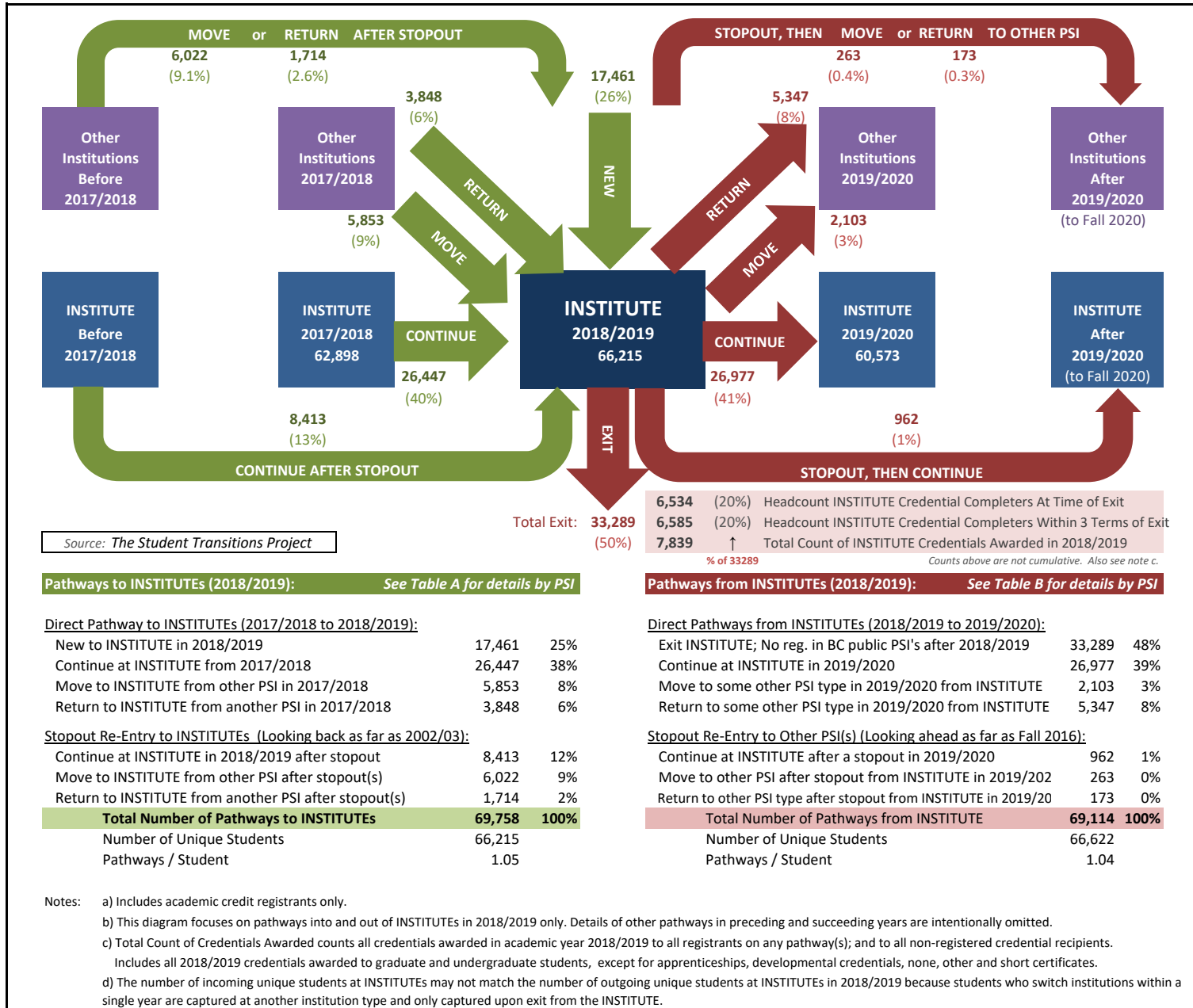
Notes: a) The number of student pathways to COLLEGES are sorted in descending order and grouped by institution type.  
b) Includes Academic Credit Registrants only. Students enrolled exclusively in Continuing Education Courses are excluded.  
c) The total number of incoming unique students at COLLEGE (Table A) may not match the total number of outgoing unique students at COLLEGES in 2018/2019 (Table B) because students who switch institutions within a single year are captured upon initial entry in another institution type and upon exit in Table B.

**Table B: Future Student Pathways from COMMUNITY COLLEGE 2018/2019 to 2019/2020**

PSI Next Attended in 2019/2020 or later, by PSI Type	DIRECT PATHWAYS FROM COLLEGE				STOPOUT RE-ENTRY PATHWAYS			UNIQUE COLLEGE STUDENTS REGISTERED IN 2018/2019
	EXIT COLLEGE (NO REG IN B.C. AFTER 2018/2019)	CONTINUE AT COLLEGE FROM COLLEGE	MOVE TO OTHER PSI FROM COLLEGE	RETURN TO OTHER PSI FROM COLLEGE	CONTINUE AT COLLEGE AFTER STOPOUT	MOVE TO OTHER PSI AFTER STOPOUT FROM COLLEGE	RETURN TO OTHER PSI AFTER STOPOUT FROM COLLEGE	
--- EXIT	28,526	--	--	--	--	--	--	28,526
<b>COLLEGE</b>	--	43,986	1,038	964	1,111	108	47	46,103
DOUG	--	--	187	216	178	19	12	11,307
LANG	--	--	194	245	148	16	6	10,189
CAM	--	--	96	49	274	15	7	6,862
OKAN	--	--	100	65	140	13	4	4,577
VCC	--	--	278	263	104	25	7	4,433
CNC	--	--	34	54	63	3	--	2,391
NIC	--	--	25	25	65	4	6	1,865
SEL	--	--	60	71	44	4	2	1,685
COTR	--	--	37	67	55	6	2	1,670
NLC	--	--	23	30	15	2	--	1,041
CMTN	--	--	10	29	25	1	1	675
<b>INST</b>	--	--	1,948	1,334	--	112	69	3,448
BCIT	--	--	1,006	795	--	90	39	1,930
JIBC	--	--	930	515	--	20	29	1,494
NVIT	--	--	31	35	--	2	1	69
<b>TIU</b>	--	--	1,782	2,184	--	148	51	4,111
TRU	--	--	999	1,390	--	27	6	2,422
KPU	--	--	274	379	--	26	13	692
VIU	--	--	207	191	--	51	18	467
CAPU	--	--	124	114	--	19	8	265
UFV	--	--	97	92	--	13	5	207
RRU	--	--	69	32	--	8	1	110
ECU	--	--	30	27	--	4	--	61
<b>RIU</b>	--	--	3,462	2,022	--	211	46	5,734
UVIC	--	--	1,110	850	--	84	12	2,056
SFU	--	--	871	543	--	40	10	1,464
UBCV	--	--	869	353	--	49	15	1,286
UBCO	--	--	382	126	--	23	5	536
UNBC	--	--	241	152	--	15	4	412
<b>TOTAL</b>	--	43,986	8,027	6,298	1,111	579	213	83,001

- Notes:
- a) The number of student pathways from COLLEGES are sorted in descending order and grouped by institution type.
  - b) Includes academic credit registrants only.
  - c) The total number of incoming unique students at COLLEGE (Table A) may not match the total number of outgoing unique students at COLLEGE in 2018/2019 (Table B) because students who switch institutions and subsequently exit within a single year are captured only upon exit, while their initial entry is captured at another institution type.

## Student Pathways to INSTITUTE in 2018/2019 and Future Student Pathways, up to Fall 2020



This page intentionally left blank.



**Table A: Student Pathways to INSTITUTE in 2018/2019**

PSI Last Attended in 2017/2018, by PSI Type	DIRECT PATHWAYS TO INSTITUTE				STOPOUT RE-ENTRY PATHWAYS TO INSTITUTE			UNIQUE INSTITUTE STUDENTS REGISTERED IN 2018/2019
	NEW TO STP (NEW TO INSTITUTE)	CONTINUE AT INSTITUTE FROM INSTITUTE	MOVE TO INSTITUTE FROM OTHER PSI	RETURN TO INSTITUTE FROM OTHER PSI	CONTINUE AT INSTITUTE AFTER STOPOUT	MOVE TO INSTITUTE AFTER STOPOUT	RETURN TO INSTITUTE AFTER STOPOUT	
--- NEW	17,461	--	--	--	--	--	--	17,461
<b>COLLEGE</b>	--	--	2,215	1,550	--	1,759	740	6,247
LANG	--	--	682	430	--	382	122	1,611
DOUG	--	--	676	321	--	418	156	1,569
VCC	--	--	190	245	--	302	134	870
CAM	--	--	162	140	--	165	51	516
OKAN	--	--	109	91	--	108	74	382
CNC	--	--	115	68	--	96	26	303
COTR	--	--	53	134	--	50	46	280
NIC	--	--	81	48	--	73	39	240
SEL	--	--	98	69	--	42	29	238
CMTN	--	--	38	32	--	95	34	198
NLC	--	--	36	14	--	55	37	142
<b>INST</b>	--	26,447	431	615	8,413	865	368	36,306
BCIT	--	--	280	316	4,292	571	194	23,688
JIBC	--	--	122	356	4,000	254	163	12,628
NVIT	--	--	29	14	121	39	11	551
<b>TIU</b>	--	--	2,280	1,199	--	1,727	421	5,613
KPU	--	--	1,144	249	--	536	70	1,994
TRU	--	--	401	528	--	373	144	1,443
UFV	--	--	307	140	--	304	32	782
CAPU	--	--	269	123	--	220	77	687
VIU	--	--	145	86	--	227	59	516
RRU	--	--	44	73	--	51	22	188
ECU	--	--	22	22	--	41	25	110
<b>RIU</b>	--	--	1,238	653	--	1,811	242	3,932
UBCV	--	--	468	184	--	669	77	1,395
SFU	--	--	412	244	--	603	65	1,320
UVIC	--	--	173	118	--	320	56	663
UBCO	--	--	119	63	--	123	20	325
UNBC	--	--	69	46	--	98	24	236
<b>TOTAL</b>	17,461	26,447	5,853	3,848	8,413	6,022	1,714	66,215

Notes: a) The number of student pathways to INSTITUTES are sorted in descending order and grouped by institution type.  
b) Includes Academic Credit Registrants only. Students enrolled exclusively in Continuing Education Courses are excluded.  
c) The total number of incoming unique students at INSTITUTE (Table A) may not match the total number of outgoing unique students at INSTITUTES in 2018/2019 (Table B) because students who switch institutions within a single year are captured upon initial entry in another institution type and upon exit in Table B.

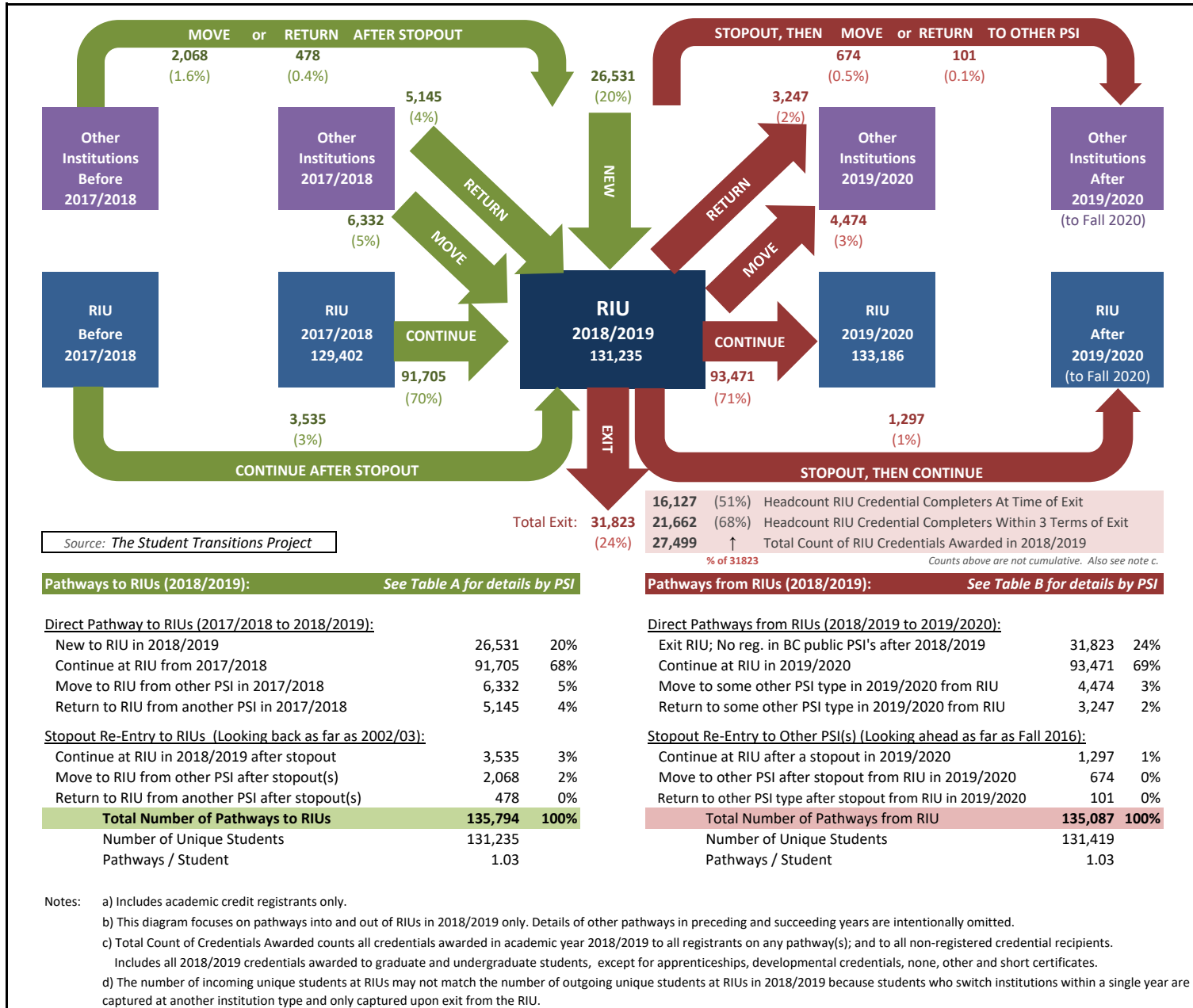
**Table B: Future Student Pathways from INSTITUTE 2018/2019 to 2019/2020**

PSI Next Attended in 2019/2020 or later, by PSI Type	DIRECT PATHWAYS FROM INSTITUTE				STOPOUT RE-ENTRY PATHWAYS			UNIQUE INSTITUTE STUDENTS REGISTERED IN 2018/2019
	EXIT INSTITUTE (NO REG IN B.C. AFTER 2018/2019)	CONTINUE AT INSTITUTE FROM INSTITUTE	MOVE TO OTHER PSI FROM INSTITUTE	RETURN TO OTHER PSI FROM INSTITUTE	CONTINUE AT INSTITUTE AFTER STOPOUT	MOVE TO OTHER PSI FROM INSTITUTE	RETURN TO OTHER PSI FROM INSTITUTE	
--- EXIT	33,289	--	--	--	--	--	--	33,289
<b>COLLEGE</b>	--	--	779	2,017	--	97	61	2,928
LANG	--	--	138	605	--	20	13	776
DOUG	--	--	132	607	--	22	9	770
VCC	--	--	169	245	--	15	12	441
COTR	--	--	71	140	--	7	2	220
OKAN	--	--	99	95	--	14	6	214
CNC	--	--	27	92	--	2	5	126
CAM	--	--	38	75	--	5	6	124
SEL	--	--	43	67	--	3	4	117
NIC	--	--	28	55	--	5	2	90
CMTN	--	--	26	40	--	3	1	70
NLC	--	--	15	30	--	1	1	47
<b>INST</b>	--	26,977	460	698	962	31	30	28,378
BCIT	--	--	157	477	533	18	16	20,004
JIBC	--	--	288	239	418	11	13	8,225
NVIT	--	--	15	21	11	2	1	454
<b>TIU</b>	--	--	655	2,007	--	72	36	2,739
TRU	--	--	364	560	--	13	6	943
KPU	--	--	99	729	--	15	7	850
CAPU	--	--	54	273	--	7	4	338
UFV	--	--	49	242	--	16	11	318
VIU	--	--	48	122	--	13	4	187
RRU	--	--	40	78	--	5	2	125
ECU	--	--	4	25	--	3	2	34
<b>RIU</b>	--	--	254	747	--	63	46	1,104
UBCV	--	--	93	255	--	17	21	386
SFU	--	--	81	205	--	19	10	315
UVIC	--	--	35	155	--	14	8	212
UBCO	--	--	20	85	--	5	1	111
UNBC	--	--	25	47	--	8	6	86
<b>TOTAL</b>	--	26,977	2,103	5,347	962	263	173	66,622

Notes:

- a) The number of student pathways from INSTITUTES are sorted in descending order and grouped by institution type.
- b) Includes academic credit registrants only.
- c) The total number of incoming unique students at INSTITUTE (Table A) may not match the total number of outgoing unique students at INSTITUTE in 2018/2019 (Table B) because students who switch institutions and subsequently exit within a single year are captured only upon exit, while their initial entry is captured at another institution type.

## Student Pathways to RESEARCH-INTENSIVE UNIV (RIUs) in 2018/2019 and Future Student Pathways, up to Fall 2020



This page intentionally left blank.

**Table A: Student Pathways to RESEARCH-INTENSIVE UNIV (RIU) in 2018/2019**

PSI Last Attended in 2017/2018, by PSI Type	DIRECT PATHWAYS TO RIU				STOPOUT RE-ENTRY PATHWAYS TO RIU			UNIQUE RIU STUDENTS REGISTERED IN 2018/2019
	NEW TO STP (NEW TO RIU)	CONTINUE AT RIU FROM RIU	MOVE TO RIU FROM OTHER PSI	RETURN TO RIU FROM OTHER PSI	CONTINUE AT RIU AFTER STOPOUT	MOVE TO RIU AFTER STOPOUT	RETURN TO RIU AFTER STOPOUT	
--- NEW	26,531	--	--	--	--	--	--	26,531
<b>COLLEGE</b>	--	--	3,389	2,067	--	551	155	6,155
CAM	--	--	831	627	--	155	36	1,648
LANG	--	--	913	456	--	116	39	1,523
DOUG	--	--	673	426	--	87	36	1,219
OKAN	--	--	319	120	--	47	12	498
CNC	--	--	196	159	--	29	5	389
SEL	--	--	155	89	--	23	1	268
VCC	--	--	82	91	--	40	14	227
NIC	--	--	97	32	--	16	5	150
COTR	--	--	81	47	--	16	5	148
CMTN	--	--	55	37	--	14	4	109
NLC	--	--	35	7	--	11	1	54
<b>INST</b>	--	--	269	737	--	256	132	1,390
BCIT	--	--	181	427	--	187	89	882
JIBC	--	--	64	285	--	68	39	455
NVIT	--	--	25	27	--	4	4	59
<b>TIU</b>	--	--	1,961	2,003	--	483	120	4,559
TRU	--	--	822	1,543	--	164	77	2,602
KPU	--	--	462	237	--	76	10	782
CAPU	--	--	317	107	--	62	15	501
UFV	--	--	224	65	--	76	5	369
VIU	--	--	166	42	--	73	9	290
RRU	--	--	18	22	--	21	1	62
ECU	--	--	10	15	--	20	3	48
<b>RIU</b>	--	91,705	1,110	568	3,535	849	86	97,170
UBCV	--	--	224	310	1,900	228	42	43,786
SFU	--	--	339	142	707	269	23	26,303
UVIC	--	--	229	208	629	216	15	17,728
UBCO	--	--	248	28	189	112	3	7,178
UNBC	--	--	72	24	110	26	3	2,641
<b>TOTAL</b>	26,531	91,705	6,332	5,145	3,535	2,068	478	131,235

Notes: a) The number of student pathways to RIUs are sorted in descending order and grouped by institution type.  
b) Includes Academic Credit Registrants only. Students enrolled exclusively in Continuing Education Courses are excluded.  
c) The total number of incoming unique students at RIU (Table A) may not match the total number of outgoing unique students at RIUs in 2018/2019 (Table B) because students who switch institutions within a single year are captured upon initial entry in another institution type and upon exit in Table B.

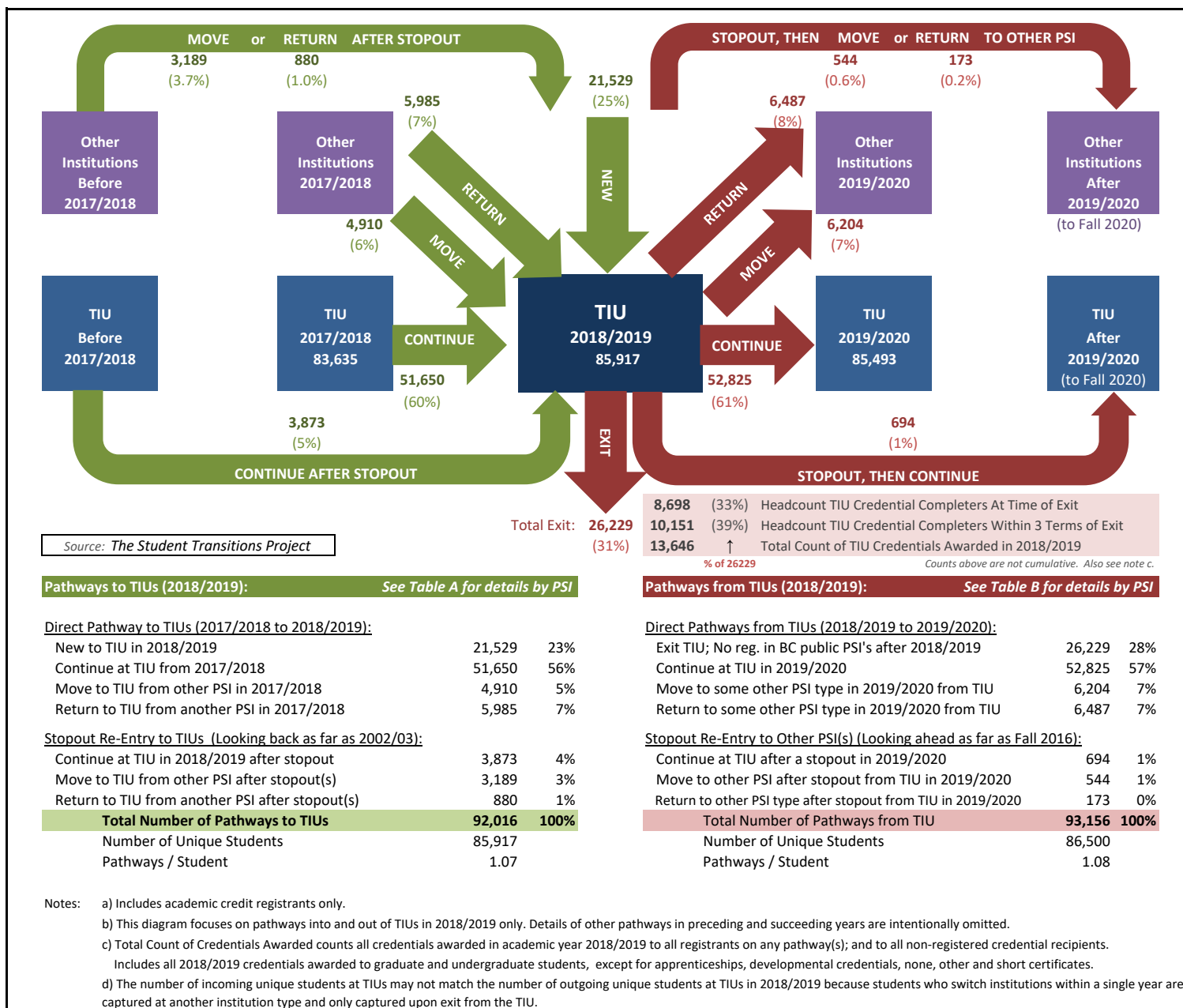
**Table B: Future Student Pathways from RESEARCH-INTENSIVE UNIV (RIU), 2018/2019 to 2019/2020**

PSI Next Attended in 2019/2020 or later, by PSI Type	DIRECT PATHWAYS FROM RIU				STOPOUT RE-ENTRY PATHWAYS			UNIQUE RIU STUDENTS REGISTERED IN 2018/2019
	EXIT RIU (NO REG IN B.C. AFTER 2018/2019)	CONTINUE AT RIU FROM RIU	MOVE TO OTHER PSI FROM RIU	RETURN TO OTHER PSI FROM RIU	CONTINUE AT RIU AFTER STOPOUT	MOVE TO OTHER PSI AFTER STOPOUT FROM RIU	RETURN TO OTHER PSI AFTER STOPOUT FROM RIU	
--- EXIT	31,823	--	--	--	--	--	--	31,823
<b>COLLEGE</b>	--	--	1,049	847	--	156	49	2,095
LANG	--	--	267	174	--	36	7	484
CAM	--	--	251	183	--	37	11	482
DOUG	--	--	229	202	--	29	13	473
CNC	--	--	59	122	--	9	3	193
OKAN	--	--	95	49	--	16	9	169
VCC	--	--	76	38	--	17	--	131
SEL	--	--	30	23	--	2	3	58
NIC	--	--	23	15	--	6	--	44
COTR	--	--	13	18	--	2	1	34
CMTN	--	--	9	20	--	2	1	32
NLC	--	--	1	5	--	--	1	7
<b>INST</b>	--	--	1,106	547	--	172	17	1,841
BCIT	--	--	824	358	--	165	13	1,360
JIBC	--	--	262	162	--	7	4	435
NVIT	--	--	23	27	--	--	--	50
<b>TIU</b>	--	--	1,212	1,383	--	112	17	2,710
TRU	--	--	872	1,154	--	45	7	2,078
KPU	--	--	98	83	--	22	1	204
UFV	--	--	74	60	--	6	2	142
CAPU	--	--	79	36	--	22	--	137
VIU	--	--	62	31	--	13	7	113
RRU	--	--	20	18	--	2	--	40
ECU	--	--	17	9	--	2	--	28
<b>RIU</b>	--	93,471	1,214	536	1,297	234	18	96,095
UBCV	--	--	820	335	698	135	9	43,440
SFU	--	--	130	121	251	44	5	25,655
UVIC	--	--	143	151	202	38	3	17,257
UBCO	--	--	103	22	110	9	--	7,518
UNBC	--	--	24	48	36	8	1	2,624
<b>TOTAL</b>	--	93,471	4,474	3,247	1,297	674	101	131,419

Notes:

- a) The number of student pathways from RIUs are sorted in descending order and grouped by institution type.
- b) Includes academic credit registrants only.
- c) The total number of incoming unique students at RIU (Table A) may not match the total number of outgoing unique students at RIU in 2018/2019 (Table B) because students who switch institutions and subsequently exit within a single year are captured only upon exit, while their initial entry is captured at another institution type.

## Student Pathways to TEACHING-INTENSIVE UNIV (TIUs) in 2018/2019 and Future Student Pathways, up to Fall 2020



This page intentionally left blank.



**Table A: Student Pathways to TEACHING-INTENSIVE UNIV (TIU) in 2018/2019**

PSI Last Attended in 2017/2018, by PSI Type	DIRECT PATHWAYS TO TIU				STOPOUT RE-ENTRY PATHWAYS TO TIU			UNIQUE TIU STUDENTS REGISTERED IN 2018/2019
	NEW TO STP (NEW TO TIU)	CONTINUE AT TIU FROM TIU	MOVE TO TIU FROM OTHER PSI	RETURN TO TIU FROM OTHER PSI	CONTINUE AT TIU AFTER STOPOUT	MOVE TO TIU AFTER STOPOUT	RETURN TO TIU AFTER STOPOUT	
--- NEW	21,529	--	--	--	--	--	--	21,529
<b>COLLEGE</b>	--	--	1,940	2,068	--	1,040	315	5,319
LANG	--	--	584	452	--	170	35	1,222
DOUG	--	--	432	474	--	237	60	1,193
CAM	--	--	247	218	--	153	44	658
VCC	--	--	106	176	--	133	36	449
NIC	--	--	151	166	--	79	40	434
OKAN	--	--	131	107	--	91	41	370
SEL	--	--	111	196	--	27	16	342
CNC	--	--	89	137	--	51	19	295
COTR	--	--	50	71	--	28	7	156
NLC	--	--	31	63	--	39	13	146
CMTN	--	--	44	45	--	46	6	141
<b>INST</b>	--	--	690	1,364	--	715	263	3,010
BCIT	--	--	418	816	--	395	122	1,732
JIBC	--	--	251	539	--	293	123	1,202
NVIT	--	--	30	24	--	39	19	112
<b>TIU</b>	--	51,650	1,251	1,529	3,873	626	153	56,898
TRU	--	--	223	995	1,284	113	65	18,371
KPU	--	--	328	365	629	159	21	14,440
UFV	--	--	330	331	729	137	23	8,940
VIU	--	--	190	191	769	98	24	6,788
CAPU	--	--	171	179	296	78	14	5,373
RRU	--	--	17	32	90	19	4	2,778
ECU	--	--	15	11	76	24	2	1,575
<b>RIU</b>	--	--	1,304	1,346	--	890	163	3,686
UVIC	--	--	467	564	--	264	40	1,329
UBCV	--	--	379	424	--	286	59	1,143
SFU	--	--	260	190	--	218	43	708
UNBC	--	--	110	118	--	49	14	288
UBCO	--	--	94	53	--	78	9	234
<b>TOTAL</b>	21,529	51,650	4,910	5,985	3,873	3,189	880	85,917

- Notes:
- a) The number of student pathways to TIUs are sorted in descending order and grouped by institution type.
  - b) Includes Academic Credit Registrants only. Students enrolled exclusively in Continuing Education Courses are excluded.
  - c) The total number of incoming unique students at TIU (Table A) may not match the total number of outgoing unique students at TIUs in 2018/2019 (Table B) because students who switch institutions within a single year are captured upon initial entry in another institution type and upon exit in Table B.

**Table B: Future Student Pathways from TEACHING-INTENSIVE UNIV (TIU), 2018/2019 to 2019/2020**

PSI Next Attended in 2019/2020 or later, by PSI Type	DIRECT PATHWAYS FROM TIU				STOPOUT RE-ENTRY PATHWAYS			UNIQUE TIU STUDENTS REGISTERED IN 2018/2019
	EXIT TIU (NO REG IN B.C. AFTER 2018/2019)	CONTINUE AT TIU FROM TIU	MOVE TO OTHER PSI FROM TIU	RETURN TO OTHER PSI FROM TIU	CONTINUE AT TIU AFTER STOPOUT	MOVE TO OTHER PSI AFTER STOPOUT FROM TIU	RETURN TO OTHER PSI AFTER STOPOUT FROM TIU	
--- EXIT	26,229	--	--	--	--	--	--	26,229
<b>COLLEGE</b>	--	--	1,261	1,795	--	153	59	3,241
DOUG	--	--	290	434	--	31	18	773
LANG	--	--	222	470	--	39	11	742
VCC	--	--	216	159	--	15	7	397
CAM	--	--	142	184	--	22	5	353
SEL	--	--	122	121	--	2	1	246
OKAN	--	--	115	102	--	16	5	238
NIC	--	--	69	106	--	13	6	194
CNC	--	--	41	93	--	7	2	143
COTR	--	--	27	50	--	6	2	85
CMTN	--	--	19	56	--	2	--	77
NLC	--	--	13	32	--	--	2	47
<b>INST</b>	--	--	1,872	1,174	--	109	57	3,203
BCIT	--	--	997	722	--	93	34	1,846
JIBC	--	--	874	420	--	13	21	1,328
NVIT	--	--	26	36	--	3	2	67
<b>TIU</b>	--	52,825	1,239	1,490	694	83	16	54,191
TRU	--	--	727	898	160	14	2	18,239
KPU	--	--	190	323	113	15	2	12,371
UFV	--	--	128	352	152	20	4	8,781
VIU	--	--	93	255	168	15	6	6,261
CAPU	--	--	62	173	77	15	2	5,665
RRU	--	--	36	35	1	1	--	2,802
ECU	--	--	10	15	23	3	--	1,504
<b>RIU</b>	--	--	1,983	2,174	--	199	41	4,387
UBCV	--	--	751	691	--	88	12	1,542
UVIC	--	--	442	855	--	47	18	1,362
SFU	--	--	611	378	--	45	5	1,039
UBCO	--	--	134	91	--	10	--	235
UNBC	--	--	51	165	--	9	6	231
<b>TOTAL</b>	--	52,825	6,204	6,487	694	544	173	86,500

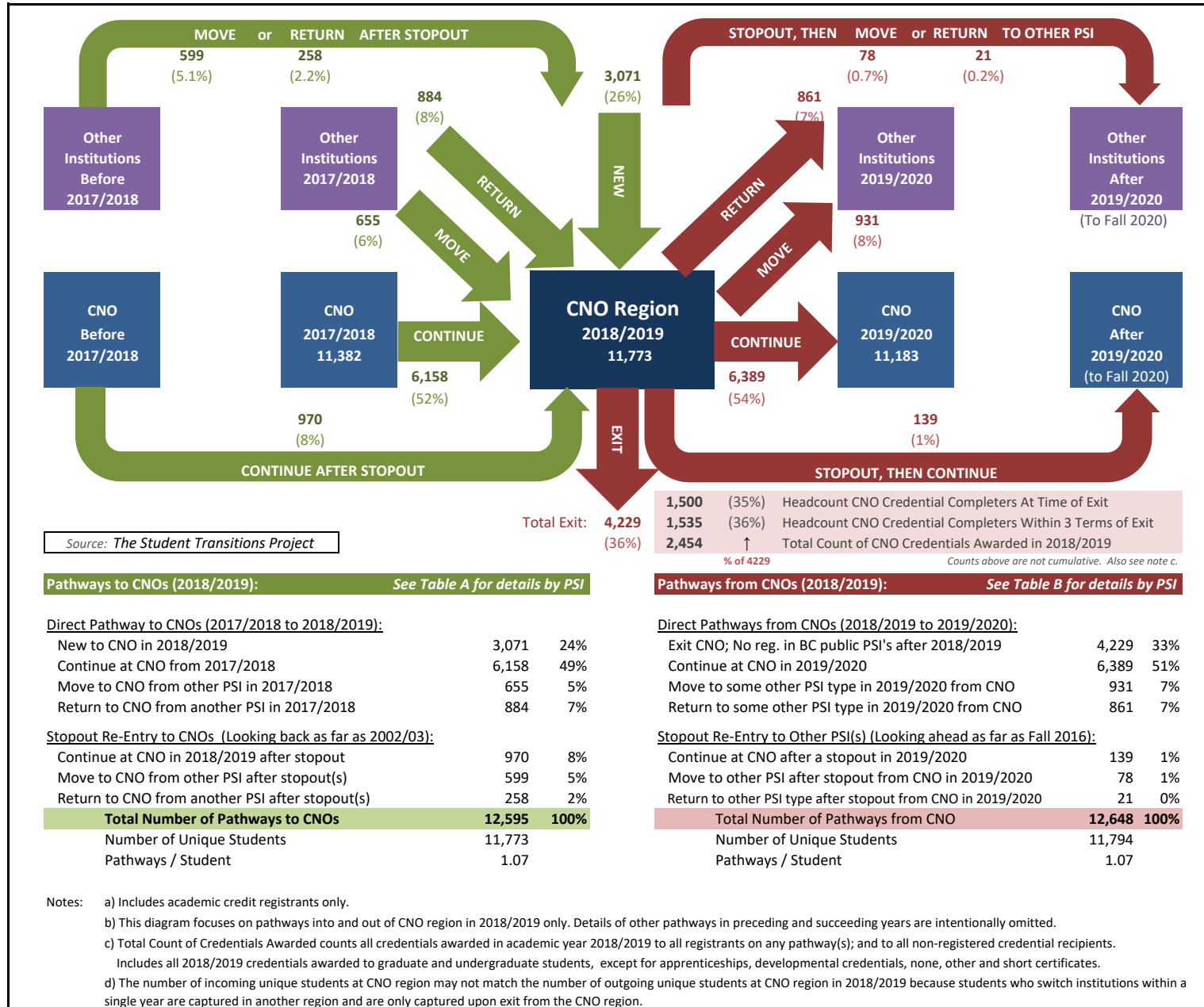
Notes:

a) The number of student pathways from TIUs are sorted in descending order and grouped by institution type.

b) Includes academic credit registrants only.

c) The total number of incoming unique students at TIU (Table A) may not match the total number of outgoing unique students at TIU in 2018/2019 (Table B) because students who switch institutions and subsequently exit within a single year are captured only upon exit, while their initial entry is captured at another institution type.

## Student Pathways to CARIBOO-NORTH (CNO) in 2018/2019 and Future Student Pathways, up to Fall 2020



This page intentionally left blank.

**Table A: Student Pathways to CARIBOO-NORTH (CNO) in 2018/2019**

PSI Last Attended in 2017/2018, by PSI Type	DIRECT PATHWAYS TO CNO				STOPOUT RE-ENTRY PATHWAYS TO CNO			UNIQUE CNO STUDENTS REGISTERED IN 2018/2019
	NEW TO STP (NEW TO CNO)	CONTINUE AT CNO FROM CNO	MOVE TO CNO FROM OTHER PSI	RETURN TO CNO FROM OTHER PSI	CONTINUE AT CNO AFTER STOPOUT	MOVE TO CNO AFTER STOPOUT	RETURN TO CNO AFTER STOPOUT	
--- NEW	3,071	--	--	--	--	--	--	3,071
<b>CARIBOO-NORTH</b>	--	6,158	264	263	970	126	64	7,533
CNC	--	--	151	149	414	38	14	2,907
UNBC	--	--	43	90	110	35	38	2,672
NLC	--	--	13	10	175	16	9	1,159
CMTN	--	--	59	40	271	38	3	978
<b>MAINLAND/SOUTHWEST</b>	--	--	217	299	--	264	101	877
JIBC	--	--	64	120	--	92	52	324
BCIT	--	--	41	23	--	67	25	156
UBCV	--	--	9	51	--	16	3	79
VCC	--	--	15	30	--	12	8	65
LANG	--	--	25	22	--	10	2	59
KPU	--	--	21	22	--	12	--	55
DOUG	--	--	16	11	--	18	6	51
UFV	--	--	16	9	--	20	--	45
SFU	--	--	11	5	--	11	3	30
CAPU	--	--	7	10	--	6	2	25
ECU	--	--	0	1	--	4	1	6
<b>THOMPSON-OKANAGAN-KOOTENAY</b>	--	--	178	344	--	151	75	741
TRU	--	--	118	299	--	95	42	547
NVIT	--	--	21	20	--	14	14	69
OKAN	--	--	17	17	--	13	10	57
UBCO	--	--	10	2	--	14	2	28
SEL	--	--	11	6	--	7	4	28
COTR	--	--	7	2	--	9	4	22
<b>VANCOUVER ISLAND COAST</b>	--	--	46	37	--	70	25	177
VIU	--	--	26	16	--	20	10	72
UVIC	--	--	9	8	--	21	4	41
CAM	--	--	8	7	--	16	7	38
NIC	--	--	2	2	--	9	4	17
RRU	--	--	3	4	--	5	--	12
<b>TOTAL</b>	<b>3,071</b>	<b>6,158</b>	<b>655</b>	<b>884</b>	<b>970</b>	<b>599</b>	<b>258</b>	<b>11,773</b>

- Notes:
- a) The number of student pathways to CNOs are sorted in descending order and grouped by region.
  - b) Includes Academic Credit Registrants only. Students enrolled exclusively in Continuing Education Courses are excluded.
  - c) The total number of incoming unique students at CNO (Table A) may not match the total number of outgoing unique students at CNOs in 2018/2019 (Table B) because students who switch institutions within a single year are captured upon initial entry in another region and upon exit in Table B.

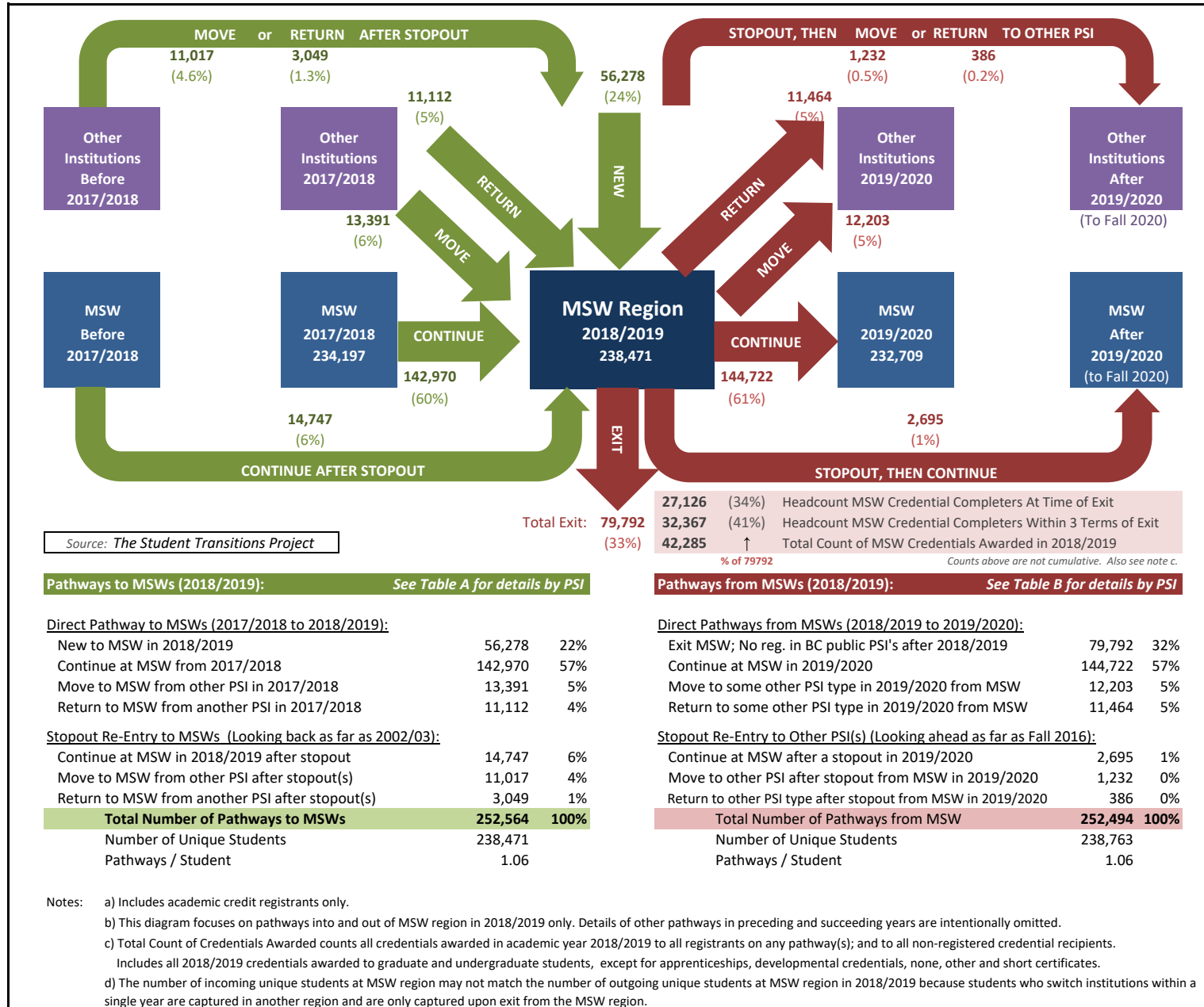
**Table B: Future Student Pathways from CARIBOO-NORTH (CNO), 2018/2019 to 2019/2020**

PSI Next Attended in 2019/2020 or later, by PSI Type	DIRECT PATHWAYS FROM CNO				STOPOUT RE-ENTRY PATHWAYS			UNIQUE CNO STUDENTS REGISTERED IN 2018/2019
	EXIT CNO (NO REG IN B.C. AFTER 2018/2019)	CONTINUE AT CNO FROM CNO	MOVE TO OTHER PSI FROM CNO	RETURN TO OTHER PSI FROM CNO	CONTINUE AT CNO AFTER STOPOUT	MOVE TO OTHER PSI AFTER STOPOUT FROM CNO	RETURN TO OTHER PSI AFTER STOPOUT FROM CNO	
--- EXIT	4,229	--	--	--	--	--	--	4,229
<b>CARIBOO-NORTH</b>		6,389	265	264	139	23	7	6,802
UNBC	--	--	195	142	36	13	3	2,802
CNC	--	--	57	122	63	9	3	2,427
NLC	--	--	6	13	15	-	1	1,019
CMTN	--	--	9	25	25	1	--	670
<b>LOWER MAINLAND/SOUTHWEST</b>		--	342	297	--	27	9	664
JIBC	--	--	176	95	--	1	5	277
BCIT	--	--	56	51	--	10	1	118
UBCV	--	--	61	17	--	6	2	86
VCC	--	--	10	44	--	1	--	55
SFU	--	--	14	26	--	3	1	44
KPU	--	--	5	24	--	1	--	30
DOUG	--	--	9	15	--	3	--	27
LANG	--	--	5	19	--	-	--	24
UFV	--	--	6	6	--	1	--	13
CAPU	--	--	6	6	--	1	--	13
ECU	--	--	3	0	--	-	--	3
<b>THOMPSON-OKANAGAN-KOOTENAY</b>		--	262	310	--	11	1	581
TRU	--	--	199	275	--	4	--	478
OKAN	--	--	26	15	--	4	--	45
NVIT	--	--	12	13	--	1	--	26
UBCO	--	--	14	2	--	-	--	16
COTR	--	--	7	7	--	1	1	16
SEL	--	--	5	1	--	1	--	7
<b>VANCOUVER ISLAND</b>		--	89	46	--	17	4	155
UVIC	--	--	42	11	--	7	--	60
VIU	--	--	26	16	--	4	2	48
CAM	--	--	12	7	--	4	1	24
RRU	--	--	3	9	--	2	--	14
NIC	--	--	6	3	--	-	1	10
<b>TOTAL</b>	--	6,389	931	861	139	78	21	11,794

Notes:

- a) The number of student pathways from CNOs are sorted in descending order and grouped by region.
- b) Includes academic credit registrants only.
- c) The total number of incoming unique students at CNO (Table A) may not match the total number of outgoing unique students at CNO in 2018/2019 (Table B) because students who switch institutions and subsequently exit within a single year are captured only upon exit, while their initial entry is captured in another region.

## Student Pathways to MAINLAND/SOUTHWEST (MSW) in 2018/2019 and Future Student Pathways, up to Fall 2020



This page intentionally left blank.



**Table A: Student Pathways to MAINLAND/SOUTHWEST (MSW) in 2018/2019**

PSI Last Attended in 2017/2018, by PSI Type	DIRECT PATHWAYS TO MSW				STOPOUT RE-ENTRY PATHWAYS TO MSW			UNIQUE MSW STUDENTS REGISTERED IN 2018/2019
	NEW TO STP (NEW TO MSW)	CONTINUE AT MSW FROM MSW	MOVE TO MSW FROM OTHER PSI	RETURN TO MSW FROM OTHER PSI	CONTINUE AT MSW AFTER STOPOUT	MOVE TO MSW AFTER STOPOUT	RETURN TO MSW AFTER STOPOUT	
--- NEW	56,278	--	--	--	--	--	--	56,278
<b>CARIBOO-NORTH</b>	--	--	390	288	--	409	127	1,203
CNC	--	--	146	135	--	102	25	404
UNBC	--	--	138	67	--	139	28	371
CMTN	--	--	49	46	--	101	38	231
NLC	--	--	65	48	--	75	38	222
<b>MAINLAND/SOUTHWEST</b>	142,970	--	10,323	7,490	14,747	8,180	2,216	175,007
UBCV	--	--	885	521	1,900	1,103	189	45,411
SFU	--	--	1,085	695	707	1,111	221	28,160
BCIT	--	--	993	2,078	4,292	1,525	495	26,706
KPU	--	--	2,009	843	629	916	127	16,497
DOUG	--	--	1,680	1,126	871	805	260	14,078
JIBC	--	--	317	820	4,000	540	275	13,471
LANG	--	--	1,958	1,286	569	716	250	13,460
UFV	--	--	626	289	729	491	56	9,656
CAPU	--	--	703	347	296	461	117	6,440
VCC	--	--	452	646	678	579	231	6,149
ECU	--	--	59	52	76	127	40	1,770
<b>THOMPSON-OKANAGAN-KOOTENAY</b>	--	--	1,986	2,869	--	1,212	483	6,408
TRU	--	--	1,174	2,309	--	607	279	4,248
UBCO	--	--	372	90	--	261	24	744
OKAN	--	--	166	130	--	153	79	524
SEL	--	--	185	193	--	74	37	481
COTR	--	--	81	157	--	69	51	352
NVIT	--	--	64	32	--	65	18	177
<b>VANCOUVER ISLAND COAST</b>	--	--	1,176	787	--	1,363	282	3,581
UVIC	--	--	494	364	--	638	87	1,570
CAM	--	--	301	175	--	249	61	781
VIU	--	--	232	125	--	319	71	745
NIC	--	--	121	62	--	100	43	322
RRU	--	--	58	85	--	72	23	235
<b>TOTAL</b>	56,278	142,970	13,391	11,112	14,747	11,017	3,049	238,471

- Notes:
- a) The number of student pathways to MSWs are sorted in descending order and grouped by region.
  - b) Includes Academic Credit Registrants only. Students enrolled exclusively in Continuing Education Courses are excluded.
  - c) The total number of incoming unique students at MSW (Table A) may not match the total number of outgoing unique students at MSWs in 2018/2019 (Table B) because students who switch institutions within a single year are captured upon initial entry in another region and upon exit in Table B.

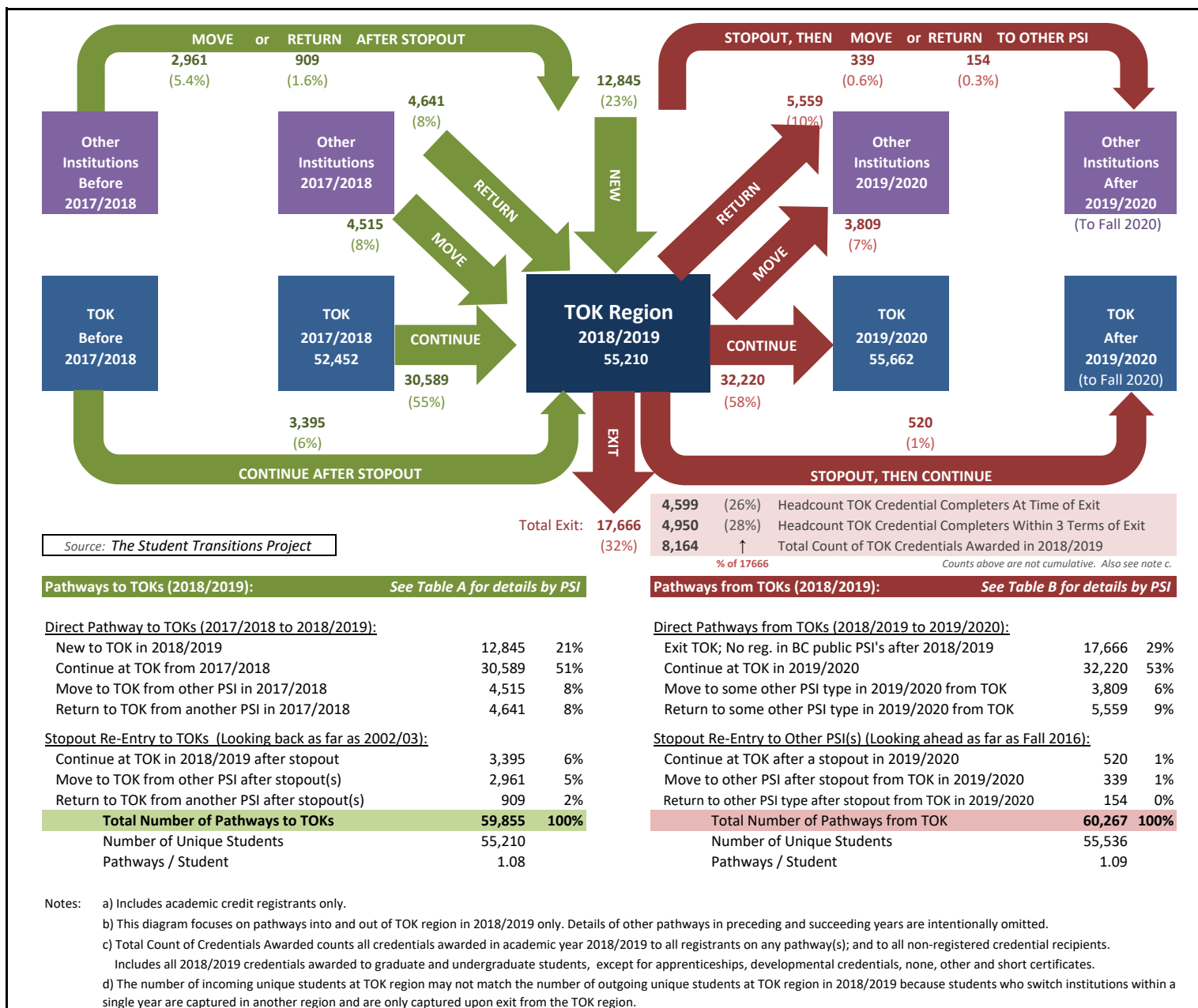
**Table B: Future Student Pathways from MAINLAND/SOUTHWEST (MSW), 2018/2019 to 2019/2020**

PSI Next Attended in 2019/2020 or later, by PSI Type	DIRECT PATHWAYS FROM MSW				STOPOUT RE-ENTRY PATHWAYS			UNIQUE MSW STUDENTS REGISTERED IN 2018/2019
	EXIT MSW (NO REG IN B.C. AFTER 2018/2019)	CONTINUE AT MSW FROM MSW	MOVE TO OTHER PSI FROM MSW	RETURN TO OTHER PSI FROM MSW	CONTINUE AT MSW AFTER STOPOUT	MOVE TO OTHER PSI AFTER STOPOUT FROM MSW	RETURN TO OTHER PSI AFTER STOPOUT FROM MSW	
--- EXIT	79,792	--	--	--	--	--	--	79,792
CARIBOO-NORTH	--	147	325	--	27	11	507	
CNC	--	--	46	126	--	7	4	183
UNBC	--	--	55	98	--	16	7	176
CMTN	--	--	30	58	--	3	--	91
NLC	--	--	22	46	--	1	--	69
LOWER MAINLAND/SOUTHWEST	144,722	9,420	7,894	2,695	967	310	155,465	
UBCV	--	--	1,510	786	698	146	42	44,365
SFU	--	--	1,362	1,013	251	99	25	27,083
BCIT	--	--	2,217	1,714	533	277	74	22,659
KPU	--	--	459	1,127	113	65	20	12,826
DOUG	--	--	676	1,141	178	94	41	12,051
LANG	--	--	676	1,059	148	91	27	10,891
JIBC	--	--	1,570	549	418	34	27	9,617
UFV	--	--	236	398	152	44	16	8,946
CAPU	--	--	221	401	77	43	11	5,894
VCC	--	--	599	518	104	64	25	4,836
ECU	--	--	46	60	23	10	2	1,559
THOMPSON-OKANAGAN-KOOTENAY	--	2,188	2,668	--	114	32	4,970	
TRU	--	--	1,634	2,135	--	54	14	3,837
UBCO	--	--	193	109	--	21	--	323
OKAN	--	--	138	130	--	24	8	300
COTR	--	--	94	159	--	9	4	266
SEL	--	--	109	105	--	3	5	222
NVIT	--	--	38	48	--	3	1	90
VANCOUVER ISLAND	--	617	788	--	124	33	1,554	
UVIC	--	--	321	390	--	63	13	787
VIU	--	--	100	143	--	29	7	279
CAM	--	--	89	108	--	15	9	221
RRU	--	--	64	90	--	10	2	166
NIC	--	--	48	63	--	7	2	120
TOTAL	--	144,722	12,203	11,464	2,695	1,232	386	238,763

Notes:

- a) The number of student pathways from MSWs are sorted in descending order and grouped by region.
- b) Includes academic credit registrants only.
- c) The total number of incoming unique students at MSW (Table A) may not match the total number of outgoing unique students at MSW in 2018/2019 (Table B) because students who switch institutions and subsequently exit within a single year are captured only upon exit, while their initial entry is captured in another region.

## Student Pathways to THOMPSON-OKANAGAN-KOOTENAY (TOK) in 2018/2019 and Future Student Pathways, up to Fall 2020



This page intentionally left blank.

**Table A: Student Pathways to THOMPSON-OKANAGAN-KOOTENAY (TOK) in 2018/2019**

PSI Last Attended in 2017/2018, by PSI Type	DIRECT PATHWAYS TO TOK				STOPOUT RE-ENTRY PATHWAYS TO TOK			UNIQUE TOK STUDENTS REGISTERED IN 2018/2019
	NEW TO STP (NEW TO TOK)	CONTINUE AT TOK FROM TOK	MOVE TO TOK FROM OTHER PSI	RETURN TO TOK FROM OTHER PSI	CONTINUE AT TOK AFTER STOPOUT	MOVE TO TOK AFTER STOPOUT	RETURN TO TOK AFTER STOPOUT	
--- NEW	12,845	--	--	--	--	--	--	12,845
<b>CARIBOO-NORTH</b>	--	--	291	338	--	238	71	934
CNC	--	--	109	129	--	88	26	351
UNBC	--	--	107	121	--	48	15	288
NLC	--	--	34	54	--	56	22	166
CMTN	--	--	50	46	--	50	8	153
<b>MAINLAND/SOUTHWEST</b>	--	--	2,443	2,639	--	1,682	446	7,168
JIBC	--	--	298	507	--	366	177	1,336
BCIT	--	--	287	434	--	345	97	1,161
UBCV	--	--	371	364	--	198	54	983
LANG	--	--	444	245	--	97	8	785
KPU	--	--	275	294	--	153	16	730
UFV	--	--	283	298	--	112	17	709
DOUG	--	--	247	259	--	155	29	686
CAPU	--	--	161	162	--	85	17	424
SFU	--	--	134	106	--	134	13	386
VCC	--	--	63	96	--	75	23	257
ECU	--	--	6	3	--	14	2	25
<b>THOMPSON-OKANAGAN-KOOTENAY</b>	30,589	--	1,081	784	3,395	609	295	35,597
TRU	--	--	326	317	1,284	229	83	18,280
UBCO	--	--	155	99	189	110	77	7,113
OKAN	--	--	370	217	869	127	58	5,640
SEL	--	--	143	189	373	53	38	2,331
COTR	--	--	83	85	559	65	24	2,314
NVIT	--	--	26	29	121	36	20	558
<b>VANCOUVER ISLAND COAST</b>	--	--	812	1,021	--	482	123	2,435
UVIC	--	--	407	556	--	168	41	1,170
VIU	--	--	175	189	--	128	34	526
CAM	--	--	166	191	--	105	28	489
NIC	--	--	66	79	--	62	11	217
RRU	--	--	14	32	--	29	9	84
<b>TOTAL</b>	12,845	30,589	4,515	4,641	3,395	2,961	909	55,210

- Notes:
- a) The number of student pathways to TOKs are sorted in descending order and grouped by region.
  - b) Includes Academic Credit Registrants only. Students enrolled exclusively in Continuing Education Courses are excluded.
  - c) The total number of incoming unique students at TOK (Table A) may not match the total number of outgoing unique students at TOKs in 2018/2019 (Table B) because students who switch institutions within a single year are captured upon initial entry in another region and upon exit in Table B.

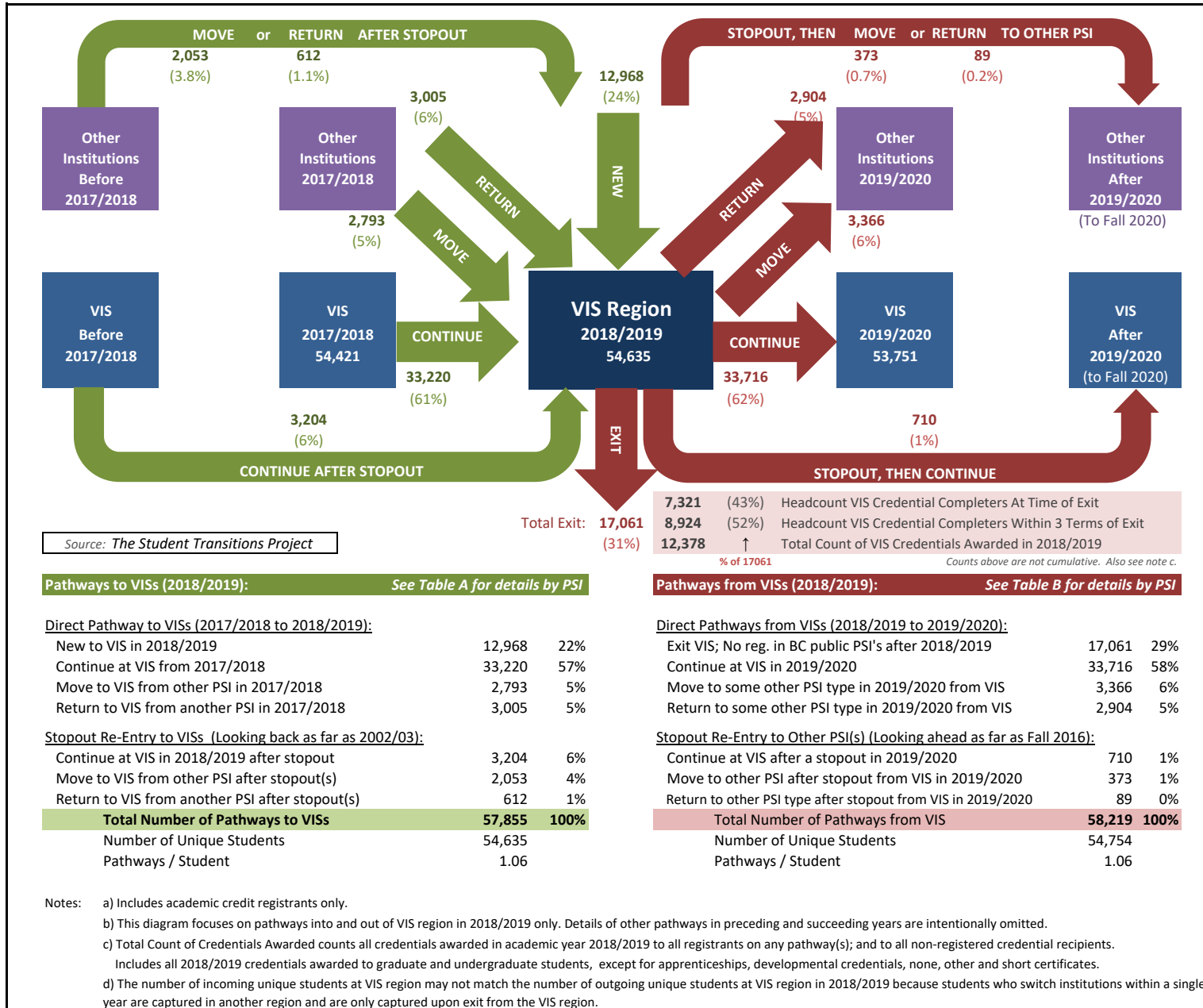
**Table B: Future Student Pathways from THOMPSON-OKANAGAN-KOOTENAY (TOK), 2018/2019 to 2019/2020**

PSI Next Attended in 2019/2020 or later, by PSI Type	DIRECT PATHWAYS FROM TOK				STOPOUT RE-ENTRY PATHWAYS			UNIQUE TOK STUDENTS REGISTERED IN 2018/2019
	EXIT TOK (NO REG IN B.C. AFTER 2018/2019)	CONTINUE AT TOK FROM TOK	MOVE TO OTHER PSI FROM TOK	RETURN TO OTHER PSI FROM TOK	CONTINUE AT TOK AFTER STOPOUT	MOVE TO OTHER PSI AFTER STOPOUT FROM TOK	RETURN TO OTHER PSI AFTER STOPOUT FROM TOK	
--- EXIT	17,666	--	--	--	--	--	--	17,666
<b>CARIBOO-NORTH</b>	--	--	143	339	--	13	14	506
UNBC	--	--	74	161	--	7	6	248
CNC	--	--	37	100	--	3	3	143
CMTN	--	--	15	54	--	2	2	73
NLC	--	--	20	33	--	1	3	57
<b>LOWER MAINLAND/SOUTHWEST</b>	--	--	1,996	3,046	--	179	75	5,192
UBCV	--	--	656	616	--	76	9	1,357
JIBC	--	--	327	466	--	11	21	825
BCIT	--	--	360	372	--	33	18	783
KPU	--	--	149	305	--	9	2	465
LANG	--	--	63	359	--	9	6	437
UFV	--	--	76	320	--	3	5	404
SFU	--	--	206	165	--	28	4	403
DOUG	--	--	82	247	--	2	8	339
CAPU	--	--	37	155	--	5	2	199
VCC	--	--	60	87	--	3	--	150
ECU	--	--	7	6	--	-	--	13
<b>THOMPSON-OKANAGAN-KOOTENAY</b>	32,220	--	1,036	889	520	78	31	33,643
TRU	--	--	316	451	160	21	2	17,819
UBCO	--	--	354	197	110	21	6	7,820
OKAN	--	--	193	151	140	24	13	4,728
SEL	--	--	113	150	44	3	4	1,748
COTR	--	--	32	82	55	7	3	1,671
NVIT	--	--	39	34	11	2	3	485
<b>VANCOUVER ISLAND</b>	--	--	714	1,370	--	69	34	2,160
UVIC	--	--	453	880	--	40	15	1,388
VIU	--	--	101	260	--	16	7	384
CAM	--	--	101	142	--	9	7	259
NIC	--	--	27	67	--	2	4	100
RRU	--	--	33	36	--	2	1	72
<b>TOTAL</b>	--	32,220	3,809	5,559	520	339	154	55,536

Notes:

- a) The number of student pathways from TOKs are sorted in descending order and grouped by region.
- b) Includes academic credit registrants only.
- c) The total number of incoming unique students at TOK (Table A) may not match the total number of outgoing unique students at TOK in 2018/2019 (Table B) because students who switch institutions and subsequently exit within a single year are captured only upon exit, while their initial entry is captured in another region.

## Student Pathways to VANCOUVER ISLAND (VIS) in 2018/2019 and Future Student Pathways, up to Fall 2020



This page intentionally left blank.



**Table A: Student Pathways to VANCOUVER ISLAND (VIS) in 2018/2019**

PSI Last Attended in 2017/2018, by PSI Type	DIRECT PATHWAYS TO VIS				STOPOUT RE-ENTRY PATHWAYS TO VIS			UNIQUE VIS STUDENTS REGISTERED IN 2018/2019
	NEW TO STP (NEW TO VIS)	CONTINUE AT VIS FROM VIS	MOVE TO VIS FROM OTHER PSI	RETURN TO VIS FROM OTHER PSI	CONTINUE AT VIS AFTER STOPOUT	MOVE TO VIS AFTER STOPOUT	RETURN TO VIS AFTER STOPOUT	
--- NEW	12,968	--	--	--	--	--	--	12,968
<b>CARIBOO-NORTH</b>	--	--	88	34	--	85	12	218
CMTN	--	--	23	9	--	31	3	65
CNC	--	--	36	14	--	8	2	60
UNBC	--	--	19	4	--	25	2	50
NLC	--	--	11	7	--	21	5	44
<b>MAINLAND/SOUTHWEST</b>	--	--	658	779	--	920	212	2,557
JIBC	--	--	131	267	--	227	80	702
BCIT	--	--	84	173	--	186	60	499
UBCV	--	--	87	162	--	155	23	425
LANG	--	--	80	52	--	53	9	193
SFU	--	--	58	25	--	82	9	174
DOUG	--	--	68	26	--	49	9	152
KPU	--	--	55	34	--	44	4	136
UFV	--	--	54	15	--	46	3	118
CAPU	--	--	36	17	--	51	6	109
VCC	--	--	26	26	--	46	10	108
ECU	--	--	5	5	--	17	2	29
<b>THOMPSON-OKANAGAN-KOOTENAY</b>	--	--	618	1,254	--	259	86	2,195
TRU	--	--	373	1,095	--	135	61	1,642
SEL	--	--	94	66	--	24	4	188
COTR	--	--	71	60	--	23	10	164
OKAN	--	--	64	31	--	46	8	149
UBCO	--	--	27	7	--	28	1	63
NVIT	--	--	5	7	--	7	3	22
<b>VANCOUVER ISLAND COAST</b>	33,220	--	1,579	1,070	3,204	839	315	38,762
UVIC	--	--	271	243	629	290	131	17,910
CAM	--	--	844	662	1,214	243	62	9,142
VIU	--	--	249	104	769	212	71	7,067
RRU	--	--	28	27	90	26	12	2,806
NIC	--	--	200	131	502	74	42	2,617
<b>TOTAL</b>	12,968	33,220	2,793	3,005	3,204	2,053	612	54,635

- Notes:
- a) The number of student pathways to VISs are sorted in descending order and grouped by region.
  - b) Includes Academic Credit Registrants only. Students enrolled exclusively in Continuing Education Courses are excluded.
  - c) The total number of incoming unique students at VIS (Table A) may not match the total number of outgoing unique students at VISs in 2018/2019 (Table B) because students who switch institutions within a single year are captured upon initial entry in another region and upon exit in Table B.

**Table B: Future Student Pathways from VANCOUVER ISLAND (VIS), 2018/2019 to 2019/2020**

PSI Next Attended in 2019/2020 or later, by PSI Type	DIRECT PATHWAYS FROM VIS				STOPOUT RE-ENTRY PATHWAYS			UNIQUE VIS STUDENTS REGISTERED IN 2018/2019
	EXIT VIS (NO REG IN B.C. AFTER 2018/2019)	CONTINUE AT VIS FROM VIS	MOVE TO OTHER PSI FROM VIS	RETURN TO OTHER PSI FROM VIS	CONTINUE AT VIS AFTER STOPOUT	MOVE TO OTHER PSI AFTER STOPOUT FROM VIS	RETURN TO OTHER PSI AFTER STOPOUT FROM VIS	
--- EXIT	17,061	--	--	--	--	--	--	17,061
CARIBOO-NORTH	--	--	43	32	--	10	2	87
UNBC	--	--	15	12	--	4	1	32
CNC	--	--	17	9	--	3	--	29
CMTN	--	--	9	7	--	2	1	19
NLC	--	--	3	4	--	1	--	8
LOWER MAINLAND/SOUTHWEST	--	--	1,062	699	--	139	29	1,919
UBCV	--	--	255	193	--	55	3	506
JIBC	--	--	250	210	--	2	13	475
BCIT	--	--	271	150	--	38	6	465
SFU	--	--	79	28	--	17	--	124
LANG	--	--	54	24	--	7	2	87
CAPU	--	--	44	23	--	11	1	79
VCC	--	--	35	23	--	1	1	60
DOUG	--	--	36	16	--	2	2	56
KPU	--	--	24	24	--	2	1	51
UFV	--	--	24	13	--	3	--	40
ECU	--	--	6	3	--	1	--	10
THOMPSON-OKANAGAN-KOOTENAY	--	--	848	1,081	--	40	8	1,968
TRU	--	--	700	1,000	--	20	5	1,725
UBCO	--	--	64	8	--	5	--	77
OKAN	--	--	39	14	--	6	2	61
SEL	--	--	28	27	--	4	1	60
COTR	--	--	15	23	--	4	--	42
NVIT	--	--	5	11	--	1	--	17
VANCOUVER ISLAND	--	33,716	1,504	1,161	710	184	50	35,857
UVIC	--	--	879	724	202	69	13	18,172
CAM	--	--	320	229	274	51	12	7,216
VIU	--	--	181	179	168	43	18	6,398
RRU	--	--	62	26	1	2	--	2,830
NIC	--	--	64	70	65	19	7	1,946
<b>TOTAL</b>	--	33,716	3,366	2,904	710	373	89	54,754

Notes:

- a) The number of student pathways from VISs are sorted in descending order and grouped by region.
- b) Includes academic credit registrants only.
- c) The total number of incoming unique students at VIS (Table A) may not match the total number of outgoing unique students at VIS in 2018/2019 (Table B) because students who switch institutions and subsequently exit within a single year are captured only upon exit, while their initial entry is captured in another region.