

Annual Report of the **Chief Inspector of Mines** **2013**



Ministry of
Energy and Mines

This page intentionally left blank.



A Message from the Chief Inspector of Mines

December 19, 2014

I am pleased to present the Annual Report of the Chief Inspector of Mines for the 2013 calendar year. This report is a requirement set out in Section 36 of the Mines Act and is compiled with the assistance of Ministry of Energy and Mines staff and contractors.

Because this report covers results from 2013, the information contained herein will not address the tailings dam failure that occurred at the Mount Polley mine on August 4, 2014. As of December 2014, three separate investigations into this incident are ongoing; once they are available, the results of these investigations will be released to the public. The incident will also be addressed in the next edition of the Annual Report of the Chief Inspector of Mines, which will cover 2014 activities.

The Chief Inspector of Mines is appointed by the Minister of Energy and Mines to administer and enforce the Mines Act and the Health, Safety and Reclamation Code for Mines in British Columbia. The Chief Inspector is also the Executive Director of the Health, Safety and Permitting Branch, which operates through a central office in Victoria (which includes the Southwest regional office) and four regional offices in Cranbrook, Kamloops, Prince George and Smithers.

The Office of the Chief Inspector and the Ministry as a whole works closely with industry, workers and communities to ensure that mineral exploration and mining activities are conducted responsibly. Protection of workers, the public and the environment is always at the top of our minds, and our collective efforts continue to ensure that mining remains one of the safest heavy industries in British Columbia. Injuries at B.C. mines declined again in 2013, a testament to industry and government's commitment to health and safety in the mining sector.

This report demonstrates both the progress the industry has made in health and safety and the work the industry faces in the future, such as mine reclamation, to make mining in B.C. safer and more sustainable for us all.

Sincerely,

Al Hoffman
Chief Inspector of Mines



Table of Contents

| | | |
|----------|--|----------|
| 1 | Principal Functions of the Office of the Chief Inspector and the Health, Safety and Permitting Branch | 1 |
| 1.1 | Structure and Organization | 1 |
| 1.1.1 | Mine Rescue Stations | 1 |
| 1.2 | Mandate & Activities | 1 |
| 2 | Sector Overview & Administration | 3 |
| 2.1 | 2013 Sector Highlights | 3 |
| 2.2 | Metal and Coal Mine Activities | 3 |
| 2.2.1 | Metal Mines | 4 |
| 2.2.2 | Coal Mines | 5 |
| 2.3 | Mine Management System (MMS) | 5 |
| 2.4 | Mine Visits | 5 |
| 3 | Health & Safety | 8 |
| 3.1 | Occupational Health Section | 8 |
| 3.1.1 | Roles and Responsibilities | 8 |
| 3.1.2 | Structure and Organization | 8 |
| 3.1.3 | Summary of Activities | 9 |
| 3.2 | Mine Health and Safety Auditing Program | 9 |
| 3.3 | Competitions and Awards | 9 |
| 3.3.1 | Roles and Responsibilities | 9 |
| 3.3.2 | Mine Rescue Competitions | 10 |
| 3.3.3 | First Aid Competitions | 11 |
| 3.3.4 | 52nd Annual Mine Safety Awards | 11 |
| 3.3.5 | Certificates of Achievement & Special Commendations and Awards | 13 |
| 3.3.6 | National Safety Awards – John T. Ryan Trophies | 13 |
| 3.4 | Examinations and Certifications | 13 |
| 3.4.1 | Board of Examiners | 14 |
| 3.4.2 | Shiftboss Certificates | 14 |
| 3.4.3 | Total Underground Coal Fireboss Certifications | 14 |
| 3.4.4 | Blasting Certificates | 14 |
| 3.4.5 | Mine Rescue Certifications | 15 |
| 3.5 | Accidents and Incidents | 15 |
| 3.5.1 | Dangerous or Unusual Occurrences | 15 |

| | | |
|----------|---|-----------|
| 3.5.2 | Injury Rates for Quarries and Open Pit Coal, Open Pit Metal and Underground Mines | 17 |
| 3.5.3 | Fatalities | 18 |
| 4 | Permitting | 19 |
| 4.1 | Overview | 19 |
| 4.2 | Co-operation and Consultation with First Nations | 19 |
| 4.3 | Major Mines Permitting | 20 |
| 4.4 | Notices of Work | 20 |
| 5 | Mechanical, Electrical & Geotechnical | 22 |
| 5.1 | Mechanical and Electrical Engineering | 22 |
| 5.1.1 | Roles and Responsibilities | 22 |
| 5.1.2 | Structure and Organization | 22 |
| 5.1.3 | Summary of Activities | 22 |
| 5.2 | Geotechnical | 23 |
| 5.2.1 | Roles and Responsibilities | 23 |
| 5.2.2 | Summary of Activities | 23 |
| 6 | Reclamation | 24 |
| 6.1 | Roles and Responsibilities | 24 |
| 6.2 | Structure and Organization | 25 |
| 6.3 | Summary of Activities | 25 |
| 6.3.1 | Metal Leaching and Acid Rock Drainage (ML/ARD)..... | 25 |
| 6.3.2 | Reclamation Securities and Funds | 25 |
| 6.3.3 | Technical and Research Committee on Reclamation | 26 |
| 6.3.4 | National Orphaned/Abandoned Mine Initiative (NOAMI)..... | 26 |
| 6.3.5 | Mine Reclamation Symposium..... | 27 |
| 6.3.6 | The Annual British Columbia Mine Reclamation Awards..... | 27 |
| 6.3.7 | Metal Leaching and Acid Rock Drainage Workshop | 27 |
| 6.4 | Industry Reclamation Record | 28 |



1 Principal Functions of the Office of the Chief Inspector and the Health, Safety and Permitting Branch

1.1 Structure and Organization

The Chief Inspector of Mines is the Executive Director of the Health, Safety and Permitting branch of the Mines and Mineral Resources Division of the Ministry of Energy and Mines (MEM). There are two Deputy Chief Inspectors of Mines—one oversees health and safety activities, and the other oversees permitting, reclamation and geotechnical activities. In addition, there are four Regional Directors who report to the Chief Inspector and are responsible for overseeing operations in their respective regions.

Health, Safety and Permitting Branch staff are located in Victoria and in regional offices in Cranbrook, Kamloops, Prince George and Smithers. A satellite office in Fernie closed in 2013, and its health and functions have been moved to the Cranbrook office.

1.1.1 MINE RESCUE STATIONS

All mine rescue equipment is stored at a centrally located station in Kamloops. This station is supervised by the Inspector of Mines, Health and Safety based in Kamloops, and the Deputy Chief Inspector of Mines, Health and Safety based in in Victoria.

1.2 Mandate & Activities

The primary mandate of MEM's Health, Safety and Permitting Branch is to ensure worker health and safety, public safety and reclamation and protection of the land and watercourses affected by mining and exploration in B.C. The Mines Act and the Health, Safety and Reclamation Code for Mines in British Columbia (the Code) specify the legal responsibility of provincial mining companies in meeting this mandate and protect workers and the public through provisions for minimizing the health, safety and environmental risks related to mining activities.

MMRD's Health, Safety and Permitting Branch reviews technical applications, issues permits and performs inspections and audits to ensure compliance with the Mines Act, Code and permit conditions. Branch staff conduct timely and efficient technical reviews and provide expert guidance to industry on the development and operation of mines. The Branch also works closely and collaboratively with other provincial and federal agencies and local governments to issue approvals.

Key functions of the Health, Safety and Permitting Branch include:

- Regulating all mines in B.C. (including metal and coal mines, sand and gravel operations, exploration projects, placer and quarry operations and historical mines as defined under the Mines Act), which comprises
 - reviewing applications and issuing permits under section 10 of the Mines Act for all exploration mining activities taking place in B.C;
 - conducting regular mine inspections and audits; and
 - enforcing compliance with the Mines Act, the Code and permit conditions.
- Reviewing mine emergency preparedness plans, emergency response plans, and other plans/policies developed by mine operations related to health and safety.
- Establishing geotechnical and reclamation standards.
- Ensuring financial securities adequately consider risks and reflect mine site reclamation liabilities.
- Liaising with mine management, unions and workers, occupational health and safety committees, communities, First Nations and other technical organizations, committees and government agencies.
- Supporting research, development and ongoing training to enhance best practices and promote new knowledge.
- Administering certifications and examinations (e.g., shift boss, fire boss, mine rescue, blasting, and underground coal mine manager).
- Data collection and maintenance of records with respect to accidents, dangerous occurrences, inspection frequencies and audiometric (hearing test) data.



2 Sector Overview & Administration

2.1 2013 Sector Highlights

According to preliminary estimates from Natural Resources Canada, the production value of B.C. mines fell to just under \$7 billion in 2013 from \$7.8 billion in 2012.

Estimates generated by the Province's regional geologists indicated that exploration expenditures in British Columbia were more than \$476 million for 2013, the second-highest year on record after 2012, when \$640 million was spent on exploration.

Over 30,000 people were employed in mineral exploration, mining and related sectors in 2013. Of these, more than 12,000 were directly employed by mines, and nearly 2,300 were employed in exploration.

Production began at the Mt. Milligan copper-gold mine in 2013. This is one of the eight new mines the Province committed to in the 2011 BC Jobs Plan. Located about 150 kilometres northwest of Prince George, between the communities of Fort St. James and Mackenzie, Mt. Milligan now employs about 350 people full time and is expected to operate for two decades.

In April 2013, Walter Energy announced that it was curtailing production at its Willow Creek coal mine and laying off 250 workers. The company has stated that it hopes to resume production at this operation once metallurgical coal prices improve.

2.2 Metal and Coal Mine Activities

In 2013, a total of 10 metal mines (including Mt. Milligan, which opened in August) and 10 coal mines (including Willow Creek, which curtailed production in April) were in production across B.C. The following tables provide information on all of these mines, including estimated production and the number of inspections conducted by MEM staff and contractors at each site in 2013. Inspection figures are generated from MEM's Mine Management System (MMS) and are current as of October 2014. Production figures are based on company reports and/or MEM estimates. In previous years, production and employment figures were obtained from PricewaterhouseCoopers' (PwC's) annual survey of the B.C. mining industry, but PwC did not collect this data in its 2013 survey.

2.2.1 METAL MINES

| Mine Name | Company | Nearby Community | Production | | # of Inspections |
|------------------------|------------------------|------------------|------------|-----------------|------------------|
| Bralorne | Bralorne Gold Mines | Lillooet | Gold | 3,400 oz | 9 |
| Copper Mountain | Copper Mountain Mining | Princeton | Copper | 66,200,000 lbs | 8 |
| | | | Gold | 21,600 oz | |
| | | | Silver | 320,400 oz | |
| Endako | Thompson Creek Metals | Fraser Lake | Molybdenum | 9,072,000 lbs | 8 |
| Gibraltar | Taseko | Williams Lake | Copper | 121,400,000 lbs | 9 |
| | | | Molybdenum | 1,500,000 lbs | |
| Highland Valley Copper | Teck | Logan Lake | Copper | 113,000 tonnes | 7 |
| | | | Molybdenum | 2,767 tonnes | |
| Huckleberry | Imperial Metals | Houston | Copper | 41,212,818 lbs | 7 |
| | | | Gold | 2,983 oz | |
| | | | Silver | 238,028 oz | |
| Mount Polley | Imperial Metals | Likely | Copper | 38,501,165 lbs | 14 |
| | | | Gold | 45,823 oz | |
| | | | Silver | 123,999 oz | |
| Mt. Milligan* | Thompson Creek Metals | Fort St. James | Copper | 10,400,000 lbs | 7 |
| | | | Gold | 20,374 oz | |
| | | | Silver | 37,200 oz | |
| Myra Falls | Nyrstar | Campbell River | Zinc | 27,000 tn | 10 |
| | | | Copper | 3,300 tn | |
| | | | Lead | 900 oz | |
| | | | Gold | 17,800 oz | |
| | | | Silver | 818,000 oz | |
| New Afton | New Gold | Kamloops | Copper | 72,000,000 lbs | 5 |
| | | | Gold | 87,000 oz | |
| | | | Silver | 193,000 oz | |

*Opened August 2013

2.2.2 COAL MINES

| Mine Name | Company | Nearby Community | Production (tonnes) | # of Inspections |
|----------------|-----------------------------------|------------------|---------------------|------------------|
| Brule | Walter Energy | Chetwynd | 1.4 million | 6 |
| Coal Mountain | Teck | Sparwood | 2.5 million | 6 |
| Elkview | Teck | Sparwood | 5.4 million | 4 |
| Fording River | Teck | Elkford | 8.8 million | 4 |
| Greenhills | Teck | Elkford | 5.1 million | 4 |
| Line Creek | Teck | Sparwood | 3.4 million | 5 |
| Quinsam | Quinsam Coal Corp. | Campbell River | 365,000 | 13 |
| Trend | Peace River Coal (Anglo American) | Tumbler Ridge | 1.6838 million | 8 |
| Willow Creek** | Walter Energy | Chetwynd | 400,000 | 6 |
| Wolverine | Walter Energy | Tumbler Ridge | 1.8 million | 5 |

*Production was curtailed in April 2013

2.3 Mine Management System (MMS)

The Mine Management System (MMS) allows for the tracking of mine visits and issuances of orders at mines. MMS is a computer-based information management and reporting system that was first launched in 2000, replacing earlier systems used by MEM. Ministry staff use MMS to enter and update data on mine sites, create and store correspondence, generate reports, and monitor reclamation securities. All mine inspections conducted in B.C. are entered into MMS, and inspectors also enter information on reported dangerous occurrences into this database.

Because data in MMS is frequently updated, reports generated from this system are best viewed as a snapshot in time.

2.4 Mine Visits

Mine visits include site visits done by MEM staff and contractors for the purpose of conducting inspections as well as audits, meetings, investigations or training. The information below is current as of November 25, 2014.

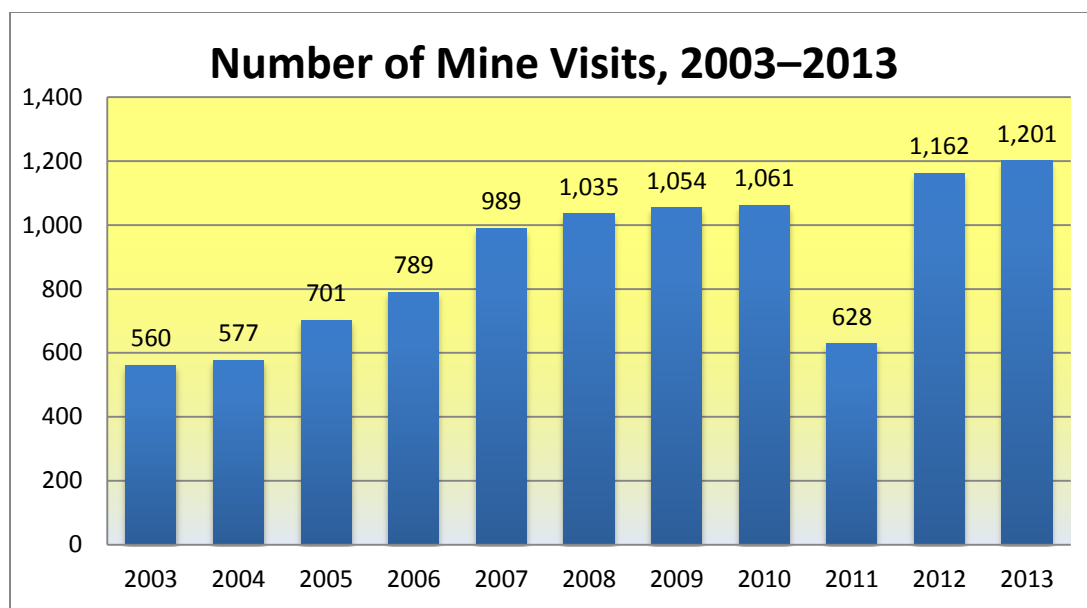


Figure 1: Number of Mine Visits, 2003–2013

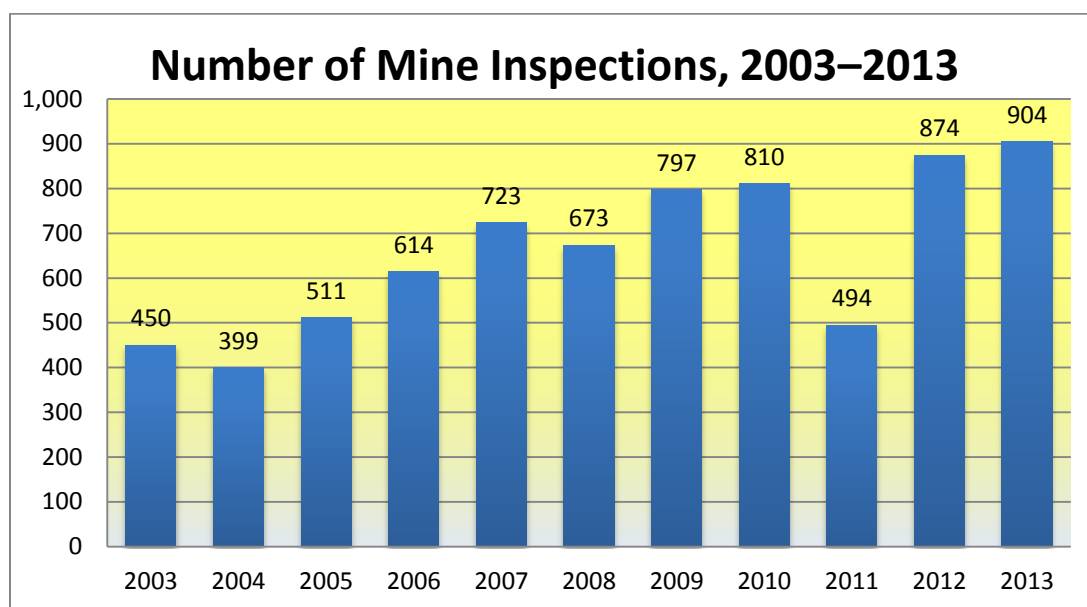



Figure 2: Number of Mine Inspections, 2003–2013

In 2013, Inspectors of Mines made 1,201 visits to mine sites, conducted 904 inspections, issued 1,877 health and safety orders, and shut down 16 pieces of equipment. Inspectors also issued 229 environmental orders during the year. The following table provides a summary of MMS data on visits to mines made in 2013 by mine type; this data is from a report generated in MMS on November 25, 2014.

| Mine Type | Inspections | H&S Orders | Equipment Shutdowns | Environmental Orders | Dangerous Occurrence | Investigations | Training | Other |
|-----------------------------------|-------------|------------|---------------------|----------------------|----------------------|----------------|----------|-------|
| Abandoned | 0 | 0 | 0 | 0 | 0 | 0 | 0 | 1 |
| Custom Mill | 0 | 0 | 0 | 0 | 0 | 0 | 0 | 1 |
| Coal – Surface | 58 | 210 | 1 | 0 | 101 | 3 | 8 | 15 |
| Coal – Underground | 19 | 52 | 1 | 0 | 0 | 3 | 8 | 0 |
| Coal – Exploration | 17 | 37 | 1 | 0 | 0 | 0 | 0 | 0 |
| Exploration – Surface | 111 | 179 | 2 | 25 | 14 | 0 | 4 | 10 |
| Exploration – Underground | 13 | 14 | 0 | 7 | 2 | 0 | 0 | 2 |
| Industrial Minerals – Surface | 43 | 144 | 0 | 17 | 2 | 0 | 0 | 1 |
| Industrial Minerals – Underground | 0 | 0 | 0 | 0 | 0 | 0 | 0 | 0 |
| Metal Leach – Surface | 0 | 0 | 0 | 0 | 0 | 0 | 0 | 0 |
| Metal Mine – Surface | 62 | 208 | 2 | 27 | 70 | 2 | 0 | 10 |
| Metal Mine – Underground | 32 | 141 | 1 | 0 | 4 | 2 | 1 | 4 |
| Non-Assignable/ Unidentified | 6 | 0 | 0 | 0 | 1 | 0 | 0 | 0 |
| Placer – Surface | 110 | 32 | 3 | 105 | 0 | 0 | 0 | 2 |
| Placer – Underground | 0 | 0 | 0 | 0 | 3 | 0 | 0 | 0 |
| Rock Quarry | 101 | 293 | 2 | 3 | 3 | 0 | 0 | 4 |
| Sand/Gravel Pit | 332 | 567 | 5 | 42 | 2 | 2 | 0 | 20 |
| TOTALS | 904 | 1,877 | 16 | 229 | 206 | 10 | 13 | 70 |



3 Health & Safety

3.1 Occupational Health Section

3.1.1 ROLES AND RESPONSIBILITIES

The Occupational Health (OH) Section of MEM assists in the anticipation, recognition, evaluation and control of health hazards. The section provides materials for health and safety education and training, and sets standards for the inspection and enforcement of occupational health issues for mines in British Columbia.

The Health, Safety and Reclamation Code for Mines in British Columbia requires Mine Managers to develop and implement a written occupational hygiene-monitoring program to establish procedures and measure chemical and physical hazards to which their workers are exposed in the workplace. These hazards can include dusts, silica, respirable combustible dust, noise, gases and fumes, radiation (ionizing and non-ionizing) and heat/cold stress. The OH Section makes comparative measurements to ensure companies follow proper procedures and obtain accurate results.

A written preventative training program that educates the mine site's workforce and Occupational Health and Safety Committee members on the recognition, evaluation and prevention of adverse health effects resulting in musculoskeletal disorders is also a requirement of the Code. Such musculoskeletal disorders may consist of lower back injury, repetitive strain, overexertion or vibration-induced injuries. Training must include a practical component that involves identifying and evaluating risks to develop practical solutions. The OH Section assists mines in this training area by providing information and assistance as needed.

Medical Surveillance and Workplace Hazardous Materials Information System (WHMIS) programs are included in the OH Section's responsibilities. OH staff also provide assistance in program development.

3.1.2 STRUCTURE AND ORGANIZATION

During 2013, there were three full-time persons and two co-op students in the OH Section:

- Manager, Occupational Health
 - Inspector of Mines Occupational Health
 - Occupational Health Co-op Student (x2)
- Inspector of Mines, Ergonomics

3.1.3 SUMMARY OF ACTIVITIES

In 2013, the OH group

- conducted onsite inspections of mines to fulfill its mandate to monitor workplace conditions;
- participated in health and safety audits at mines;
- conducted research toward guidelines on reducing lead exposure in fire assay labs, use of perchloric acids, and storage of flammable and combustible materials;
- conducted research into the Globally Harmonized System (GHS) of Classification and Labelling of Chemicals and its application to the B.C. mining industry with plans to adopt GHS in the future; and
- organized the Mine Safety Awards and Provincial Mine Rescue Competition.

3.2 Mine Health and Safety Auditing Program

The Mine Health and Safety Auditing Program is designed to evaluate mines on their implementation of Health and Safety Management Systems for compliance with key parts of the Code. The audit program reflects the 2008 version of the Code and emphasizes the findings of auditing inspectors. Audit reports summarize the findings of the auditors, who base their conclusions on field observations, interviews with mine management and staff, and research of mine records. Audit reports help mine management and workers improve their health and safety practices and compliance with the Code.

In 2013, follow-up audits were conducted at Endako, Gibraltar, New Afton and Trend. One initial audit was conducted at Mt. Milligan.

3.3 Competitions and Awards

3.3.1 ROLES AND RESPONSIBILITIES

The primary mandate of MEM's Health, Safety and Permitting Branch is to ensure worker health and safety, public safety and reclamation and protection of the land and watercourses affected by mining and exploration in B.C. The Mines Act and the Code specify the legal responsibility of provincial mining companies in meeting this mandate. However, many B.C. mining companies and their individual workers voluntarily and consistently exceed these legal requirements. Through the efforts of these individuals, companies and staff of the Province of British Columbia, mining is one of B.C.'s safest heavy industries.

Mine rescue competitions, first aid competitions and safety awards all promote and encourage safety at B.C. mines. Reclamation awards (see section 4.2.8) acknowledge those companies that go beyond their mine plans by conducting superior research and introducing innovative techniques to restore the land.

3.3.2 MINE RESCUE COMPETITIONS

The 58th annual Provincial Mine Rescue and First Aid Competition was held at the Revelstoke Community Centre on June 8, 2013. The various components of this yearly event are judged by MEM staff and industry personnel who are responsible for all aspects of worker and public safety in B.C.'s mining sector.

Underground Mine Rescue – Overall Winner

The overall winner of the Underground Mine Rescue trophy in 2013 was New Afton's mine rescue team.

Surface Mine Rescue – Overall Winner

The team from Highland Valley Copper won the overall Surface Mine Rescue Trophy in 2013.

Surface Bench Competition

The surface bench competition originated in 1995. The Maurice Boisse Memorial Trophy is awarded to the surface mine rescue team that excels at the practical bench competition. The practical bench task is designed to test individual team members on their knowledge and practical skills in mine rescue equipment and techniques. This competition is held in memory of Maurice Boisse, Mine Rescue Team Coach, Island Copper Mine.

In 2013, the mine rescue team from Coal Mountain won the award for best bench for a surface team.

Underground Bench Competition

The underground bench competition originated in 1978. This competition is held in memory of the late Barry Abbott, Captain of the Cominco HB mine rescue team, which won the Canadian Championship in 1976. In 2013, the Barry Abbot Memorial Trophy was won by the mine rescue team from the New Afton mine.

Obstacle and Recovery

Quinsam Coal mine provides this award in recognition of the contributions made by Keith Bracewell to the underground mine rescue competition. This award recognizes the winning team in obstacle and recovery, the largest task in the underground competition, an area that Keith worked hard to develop and improve upon. Quinsam Coal's mine rescue team won the Keith Bracewell Memorial Award in 2013.

3.3.3 FIRST AID COMPETITIONS

There are two separate competitions in the first aid category: the three-person miners' first aid competition and the first aid component of the underground mine rescue competition.

Underground First Aid

This award, known as the Sullivan Cup, was originally introduced by Cominco Ltd. to recognize the best first aid by an underground mine rescue team. In 2013, the Sullivan Cup was presented to the mine rescue team from New Afton.

Three-Person Miners' First Aid

The first provincial miners' three-person first aid competition was held in 1978. Following the completion of a short written exam, the three team members perform first aid tasks. The St. John Ambulance standard-level first aid course is the training standard, and only those who work at a mine are permitted to enter this competition. The three-person first aid competition is designed to be an extension of training in basic first aid skills and is a unique way for teams to prepare to assist their fellow workers in the event of an injury or medical emergency.

The 2013 three-person first aid winning team was from the Huckleberry mine, which also won the 2013 Kathy Lofstrom Memorial Trophy for best coach of a first aid team.

3.3.4 52ND ANNUAL MINE SAFETY AWARDS

The 52nd Annual Mine Safety Awards were handed out to 19 mines and quarries that accumulated 15,000 or more worker or contractor hours and had no fatalities between the period of January 1 and December 31, 2013. Recipients were celebrated at a banquet in Victoria on March 17, 2014. Awards were presented in the following five categories.

Small Underground Mine Safety Award

This award was donated by the West Kootenay Mine and Industrial Safety Association in 1951 to encourage and promote safety in small underground mines. Since 1956, the

competition has been open to qualifying mines throughout B.C. The award is given to the mine having the lowest compensable injury-frequency rate after working between 20,000 and 240,000 hours, one-third of which were underground. The mine must have operated for at least nine months during the calendar year, and a fatality automatically disqualifies a mine for that year. No mines qualified for this award in 2013, as most underground mines in the province compete in the “large” mines category.

Large Underground Mine Safety Award

This award was created in 2010 to recognize safety excellence in B.C.’s large mines with underground workings. The award is given to the mine with the lowest compensable injury-frequency rate with more than 240,000 worker hours, one-third of which were underground. The mine must have operated for at least nine months during the calendar year, and a fatality automatically disqualifies a mine for that year. The 2013 recipient was New Gold Inc.’s New Afton mine.

John Ash Award (Open-Pit Mines and Quarries)

This award is presented to the mine that has worked a minimum of 1,000,000 hours in a year and attained the lowest compensable injury-frequency rate. There was a tie for the John Ash Award in 2013 between Teck Coal Ltd.’s Elkview Operations and Walter Energy’s Wolverine mine.

Edward Prior Award (Open-Pit Mines and Quarries)

This award is presented to operations that logged between 200,000 and 1,000,000 worker hours and had the lowest compensable injury-frequency rate. The 2013 recipients were Teck Coal Ltd.’s Coal Mountain Operations and Quintette mine.

Stewart/O'Brian Safety Award (Open-Pit Mines and Quarries)

This award is presented to operations that logged between 35,000 and 200,000 worker hours and had the lowest compensable injury-frequency rate. The 2013 award was shared by seven mines:

- Ward Road Quarry (532470 BC Ltd.)
- Pit D (Allard Contractors Ltd.)
- Kemess Mine (AuRico Gold Inc.)
- I.G. Machine & Fibres Ltd.
- Central Aggregates (Lafarge Canada Inc.)
- Texada Quarry (Lafarge Canada Inc.)
- Pitt River Quarries (Lafarge Canada Inc.)
- Sechelt Mine (Lehigh Hanson)

- Cox Station (Mainland Sand and Gravel Ltd.)

3.3.5 CERTIFICATES OF ACHIEVEMENT & SPECIAL COMMENDATIONS AND AWARDS

Certificates of Achievement

Certificates of Achievement are presented to mines with a minimum of 15,000 worker hours and an injury-frequency ratio of zero. There were a total of seven mines that qualified for certificates for work conducted in 2013:

- Langtry Road Pit (Butler Brothers Supplies Ltd.)
- Sumas Shale Quarry (Fraser Pacific Enterprises Inc.)
- HCA Mountain Minerals (Moberly) Ltd. (Heemskirk Canada)
- Jervis Inlet Mine (Jack Cewe Ltd.)
- Harper Ranch Quarry (Plateau Construction Ltd.)
- South Island Aggregates

Chief Inspector of Mines' Recognition Award

The Chief Inspector of Mines' Recognition Award is a merit-based award intended to recognize mine sites and/or individuals that have accomplished outstanding achievements in or greatly advanced health and safety at B.C. mines.

At the 52nd Annual Mine Safety Awards, two Chief Inspector's Recognition Awards were handed out to operations for their exemplary health and safety programs:

- Cox Station (Mainland Sand and Gravel Ltd.)
- New Afton Mine (New Gold Inc.)

3.3.6 NATIONAL SAFETY AWARDS – JOHN T. RYAN TROPHIES

John T. Ryan trophies are provided by Mine Safety Appliances Canada Limited as a memorial to the founder of the company. The trophies are awarded by the Canadian Institute of Mining, Metallurgy and Petroleum (CIM) to the metal mine, the coal mine and the select mine which, in the previous year, experienced the lowest reportable injury frequency per 200,000 employee hours in all of Canada. There are two trophy categories: Canada and Regional. Teck's Greenhills Operations was awarded the Canadian national award for the lowest reportable injury frequency in the coal mine category during the 2013 calendar year.

3.4 Examinations and Certifications

Section 26 of the Mines Act states that every person employed at a mine must, if required by the regulations or the Code, be under the daily supervision of a person who holds a valid and appropriate certificate as required by the regulations or the Code. The

required certification is specified in Part 1.12 of the Code. Recipients of a valid permanent certificate must complete re-examination every five years to ensure that their knowledge of the Code remains current.

3.4.1 BOARD OF EXAMINERS

The Chief Inspector of Mines chairs the Board of Examiners and appoints other inspectors as members. In 2013, the board was chaired by A. Hoffman, and E. Taje, R. Thorpe, R. Booth and D. Howe sat as members. The board is responsible for:

- examining applicants for First and Second Class Underground Coal Mine Manager, fireboss and shiftboss certificates and certificates of competency;
- issuing certificates;
- conducting reviews of suspended certificates;
- administering blasting certificates; and
- reviewing qualifications and ensuring certification validity among other provinces.

3.4.2 SHIFTBOSS CERTIFICATES

The following table summarizes shiftboss certification activity in 2013:

| Activity | New Certificates |
|--|------------------|
| Examinations written (surface) | 101 |
| Examinations written (underground) | 29 |
| Number passed (surface) | 101 |
| Number passed (underground) | 29 |
| Total permanent certificates issued | 130 |

No shiftboss certificates were suspended in 2013.

3.4.3 TOTAL UNDERGROUND COAL FIREBOSS CERTIFICATIONS

One underground coal fireboss certificate was issued in 2013, and none were suspended.

3.4.4 BLASTING CERTIFICATES

Blasting certification is required under Part 8.2.1 of the Code. Types of blasting certificates include:

- Basic
- Exploration
- Surface
- Underground
- Underground Coal (Shotfirer)
- Electrical
- General (which includes all categories except for Underground Coal)

A total of 166 blasting certificates were issued in 2013, and 2 blasting certificates were suspended.

3.4.5 MINE RESCUE CERTIFICATIONS

To qualify for mine rescue certification, mine employees must complete approved training and must pass written exams developed for various types of mining, as per Part 3 of the Code.

The Province is responsible for certifying miners in several categories of mine rescue, as listed below. The following mine rescue certificates were issued in 2013:

| Type | Number Issued |
|----------------------------------|---------------|
| Underground mine rescue | 92 |
| Surface (open-pit) mine rescue | 391 |
| Gravel pit mine rescue | 0 |
| Total certificates issued | 483 |

Two coal First Class Certificates of Competency were issued in 2013.

3.5 Accidents and Incidents

3.5.1 DANGEROUS OR UNUSUAL OCCURRENCES

Inspectors of Mines are responsible for determining which incidents should be included in the Mine Management System (MMS). These decisions are influenced by workload and staffing levels. In the past few years, Occupational Health and Safety Committees at the mines have been the primary incident investigators, requiring less involvement from inspectors. There were 206 dangerous occurrences entered into MMS for 2013, compared to 212 dangerous occurrences entered for 2012.

| Location of Incident | Number of Incidents Reported | % of Total Incidents Reported |
|----------------------------------|------------------------------|-------------------------------|
| Pit | 59 | 28.0 |
| Plant/Mill | 36 | 17.1 |
| Maintenance (Shop) | 19 | 9.0 |
| Maintenance (Field) | 9 | 4.3 |
| Highwall | 5 | 2.4 |
| Dump | 12 | 5.7 |
| Tailings Pond | 0 | 0 |
| Office | 0 | 0 |
| Dry | 0 | 0 |
| Underground General | 3 | 1.4 |
| Underground Face | 1 | 0.5 |
| Underground Outbye/Haulage Drift | 1 | 0.5 |

| Work Practice Contributing to Incident | Number of Incidents Reported | % of Total Incidents Reported |
|--|------------------------------|-------------------------------|
| Equipment Failure | 40 | 19 |
| Inadequate Planning | 59 | 59 |
| Inadequate Management | 18 | 18 |
| Inadequate Equipment | 12 | 6 |
| Poor Work Standards | 22 | 10 |
| Abuse or Misuse | 6 | 3 |
| Training | 41 | 19 |
| Not Following Work Procedures | 64 | 30 |
| Operator Error | 68 | 32 |

| Equipment Involved | Number of Incidents Reported | % of Total Incidents Reported |
|--------------------|------------------------------|-------------------------------|
| Haul Truck | 30 | 14.2 |
| Grader | 5 | 2.4 |
| Loader | 6 | 2.8 |
| Shovel | 9 | 4.3 |
| Dozer | 15 | 7.1 |
| Drill, Surface | 8 | 3.8 |
| Drill, Underground | 1 | 0.5 |
| Pickup | 10 | 4.7 |
| LHD | 0 | 0 |
| Conveyer | 12 | 5.7 |
| Electrical | 14 | 6.6 |
| Explosives | 12 | 5.7 |
| Excavator/Backhoe | 5 | 2.4 |
| Crane | 15 | 7.1 |
| Forklift | 2 | 0.9 |
| Water Truck | 3 | 1.4 |
| Scraper | 0 | 0 |
| Service Truck | 9 | 4.3 |

Note: The numbers in the tables shown above are not intended to add up to 100% as there may be several preventative actions, locations, work practices or equipment involved for a single incident.

| General Incident Information | Number of Incidents Reported | % of Total Incidents Reported |
|-----------------------------------|------------------------------|-------------------------------|
| Number of Persons Involved | 202 | n/a |
| Number of Persons Injured | 29 | n/a |
| Average Time Into Shift (minutes) | 30 | n/a |
| Near Miss | 66 | 31 |
| Fire | 17 | 8.0 |
| Geotechnical | 6 | 3.0 |
| Fatality (Mining Related) | 0 | – |
| Fatality (Non-mining) | 0 | – |

3.5.2 INJURY RATES FOR QUARRIES AND OPEN PIT COAL, OPEN PIT METAL AND UNDERGROUND MINES

According to WorkSafeBC data, as of November 13, 2014, the 2013 total estimated injury rate (weighted average) at mines in British Columbia was 0.9. The rate has decreased

from 2012's estimated injury rate of 1.1 (reported last year as 1.12). The unit for the injury rate statistic is the "number of claims per 100 estimated person-years of employment", where "number of claims" refers to those that received standard, limited or survivor benefits in the year of injury or in the first quarter of the year following the year of injury. The estimated injury rates are adjusted on an ongoing basis to match claims data.

In 2013, the estimated injury rates for open pit metal mines and open pit coal mines decreased, from 1.4 and 0.9 in 2012 to 1.3 and 0.6, respectively. The estimated injury rate for underground mines has also decreased dramatically in recent years, from 2.9 in 2011 to 1.4 in 2012 to 0.9 in 2013. The estimated injury rate at quarries in 2013 remained the same as 2012 at 3.5.

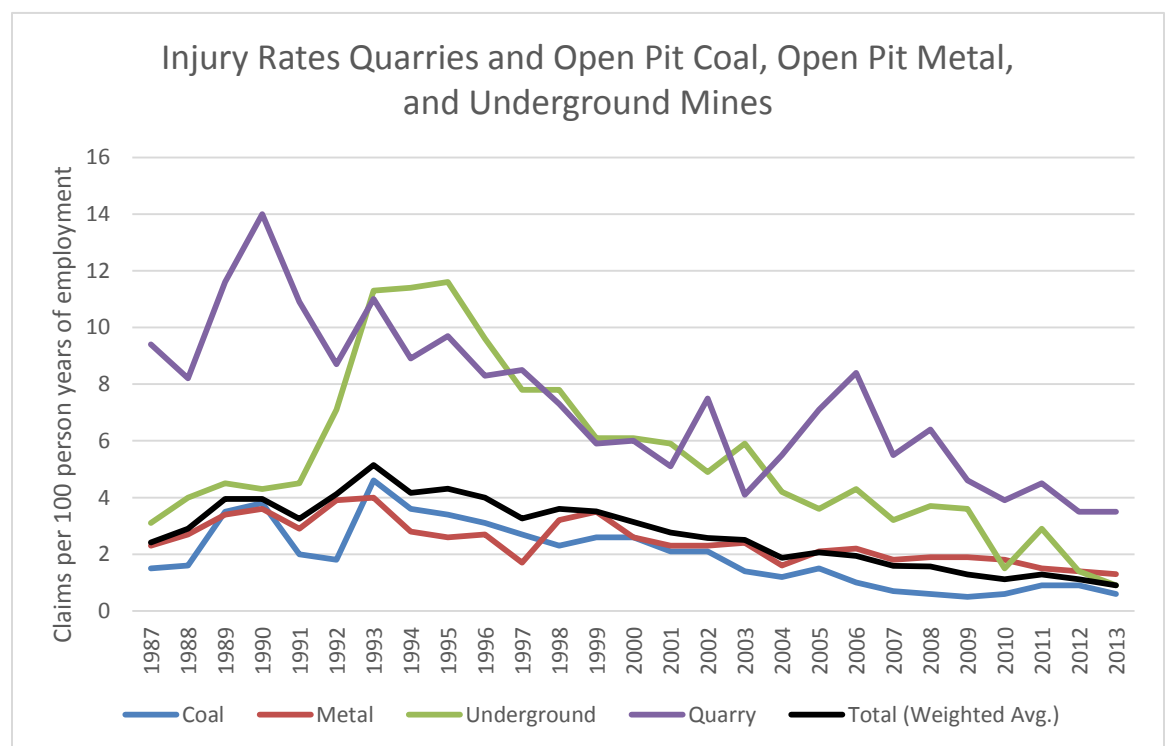


Figure 3: Injury Rates for Quarries, Open Pit Coal, Open Pit Metal, and Underground Mines in British Columbia, 2001–2013

As of November 2014, WorkSafeBC has accepted a total of 148 short-term disability, long-term disability and fatal claims for 2013, down from 176 in 2012. The number of days lost to injury also decreased slightly, down to 10,399 in 2013 from 10,825 in 2012.

3.5.3 FATALITIES

There were no mining-related fatalities in 2013.



4 Permitting

4.1 Overview

In general, MEM's Regional Offices handle applications under the Mines Act for exploration and small-scale mining activities. These kinds of permit applications are called "Notices of Work". Various other authorizations are required for these projects, and applications are reviewed by project-specific Mine Review Committees. In addition, major mines and expansions in B.C. typically require environmental assessment (EA) certificates.

Large-scale mining applications, including major expansions/upgrades to existing major mines, are reviewed by a wide array of staff from the Health, Safety and Permitting Branch and other agencies. MEM's Major Mines Permitting team consists of specialized staff from across the province who review applications with regards to health and safety, environmental, electrical, mechanical, geotechnical, and reclamation considerations, among others. In addition to Mines Act permits or permit amendments, various other authorizations are required for major mining projects, and applications are generally reviewed by project-specific Mine Review Committees.

Major mines and expansions also typically require environmental assessment (EA) certificates. The Environmental Assessment Office (EAO) manages the review of proposed major projects in British Columbia, as required by the Environmental Assessment Act. The EA process provides for the thorough, timely and integrated assessment of the potential environmental, economic, social, heritage and health effects that may occur during the lifecycle of these projects, and provides for meaningful participation by First Nations, proponents, the public, local governments, and federal and provincial agencies. Health, Safety and Permitting Branch staff participate in the EA process as working group members and/or technical experts.

4.2 Co-operation and Consultation with First Nations

The Province is legally obligated to consult and, where appropriate, accommodate First Nations on land and resource decisions that could impact Aboriginal interests. The Health, Safety and Permitting Branch works closely Nations to inform them of proposed exploration and mining activities and ensure that all concerns are considered. Applications involving mechanical disturbance of the land surface and/or watercourses are referred to First Nations so their interests can be considered.

4.3 Major Mines Permitting

During 2013, Mines Act permit amendments were issued allowing Teck's Quintette coal mine to re-open and for construction to begin on Peace River Coal's (Anglo American) Roman coal mine (integrated with operations at the existing Trend mine). MEM also issued permit amendments allowing for expansions at two mine operations: Gibraltar and Line Creek. Other permit amendments or approvals were issued to Copper Mountain, Gibraltar, Mount Polley, Brule, Elkview and Coal Mountain, among other operations, for various projects and plans.

Staff from MEM were involved in the EA reviews of several mine projects, including the Line Creek Operations Phase II expansion and Kitsault, which both received EA certificates in 2013. MEM staff also participated in technical working groups for the Ajax, Brucejack, KSM, Fording River Swift River expansion, Kutcho, Murray River, Harper Creek, Raven, Schaft Creek, and Spanish Mountain projects.

4.4 Notices of Work

The following Notices of Work and permit information were entered into MMS in 2013:

| Type | Notice of Work Applications | Permits Issued | Average # of Days To Issue |
|----------------------------|-----------------------------|----------------|----------------------------|
| Mineral/Coal (Exploration) | 364 | 337 | 44 |
| Mineral/Coal (other) | 35 | 21 | 76 |
| Placer | 464 | 368 | 64 |
| Sand & Gravel | 159 | 152 | 58 |
| Total | 1,022 | 878 | 55 |

The breakdown of the 2013 Notices of Work by region is:

| Region | Placer | Sand & Gravel | Mineral & Coal | Total |
|-------------------|--------|---------------|----------------|-------|
| Central/Northeast | 59 | 41 | 110 | 210 |
| Northwest | 94 | 26 | 87 | 207 |
| South Central | 239 | 43 | 72 | 354 |
| Southeast | 57 | 18 | 105 | 180 |
| Southwest | 15 | 31 | 25 | 71 |
| Total | 464 | 159 | 399 | 1022 |

The breakdown of the 2013 Notices of Work by month is:

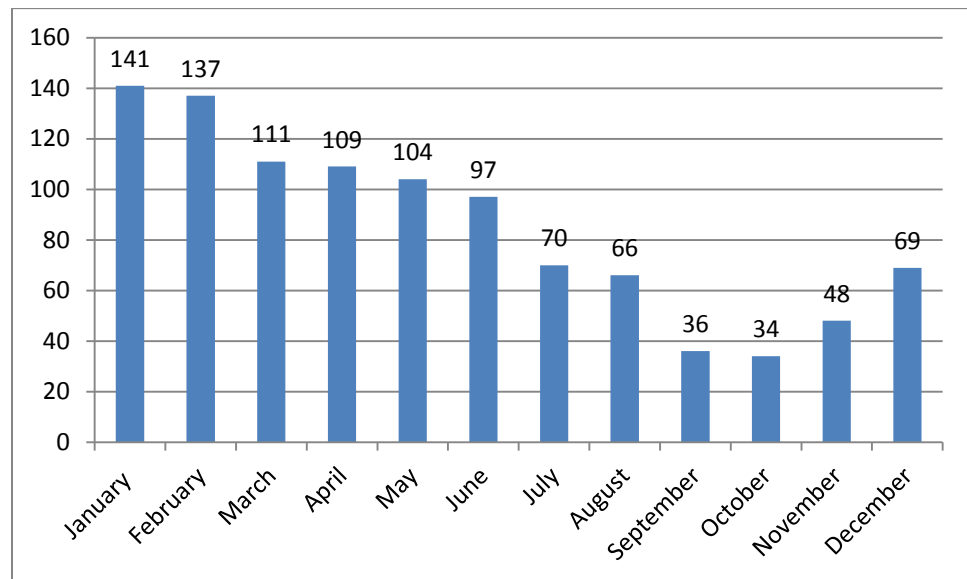


Figure 4: 2013 Notices of Work by Month

The areas covered by the regions are:

- Central/Northeast = Prince George, Omineca, Horsefly and Valemont
- Northwest = Smithers and Skeena
- South Central = Kamloops, Okanagan and Thompson
- Southeast = Cranbrook, Fernie and Elk Valley (Kootenay)
- Southwest = Lower Mainland, Vancouver Island, South Coast and Haida Gwaii



5 Mechanical, Electrical & Geotechnical

5.1 Mechanical and Electrical Engineering

5.1.1 ROLES AND RESPONSIBILITIES

Mechanical and electrical inspectors ensure that all mechanical and electrical equipment installed and used at mines in B.C. complies with the Mines Act and applicable codes and standards, and that this equipment is maintained and operated appropriately so that it causes no hazard to people or property.

5.1.2 STRUCTURE AND ORGANIZATION

There is a Senior Inspector of Mines, Mechanical, based in Prince George and an Inspector of Mines, Mechanical, based in Kamloops. There is also a Senior Inspector of Mines, Electrical and an Inspector of Mines, Electrical, based in Kamloops.

5.1.3 SUMMARY OF ACTIVITIES

In 2013, there was a great deal of activity with new and re-opened mines. In 2013, there was a significant demand on the Mechanical and Electrical Engineering Section to keep up with the design, approval and construction plans of new mines. The section also participated in or provided input for several audits in 2013 and assisted with the Provincial Mine Rescue and First Aid Competition. In addition, Mechanical and Electrical Engineering Section staff conducted numerous site inspections around the province.

In 2013, mechanical and electrical inspections were conducted at major mines and large sand and gravel operations across the province, as well as at some smaller sand and gravel/quarry operations. Several new operations required extra inspections and reviews of engineering specifications and drawings, and a number of new projects were reviewed for compliance. All of these operations required considerable time for the review of their new equipment and installations to ensure compliance with the necessary B.C. and Canadian code requirements.

In 2013, MEM's mechanical inspectors reviewed submissions of data to ensure compliance with code requirements for several new models of mobile equipment proposed to enter service in British Columbia. The Senior Inspector of Mines, Mechanical is a member of the review committee for CSA Standard G-4 (Wire Ropes), and CSA Standard CSA M-422 (Fire Performance and Antistatic Requirements for Conveyor Belting).

The Senior Inspector of Mines, Electrical is a member of the review committee for CSA Standard M421-11 (Use of Electricity in Mines)

5.2 Geotechnical

5.2.1 ROLES AND RESPONSIBILITIES

The Geotechnical Section is responsible for completing inspections at operating and closed mines with the focus on performance of tailings dams, waste rock dumps, open pit slopes, and underground openings. Mining projects are reviewed for the health and safety of the public and mine workers, as well as protection of the environment.

The Geotechnical Section provides technical review of proposed mining projects seeking approval under the Mines Act and the B.C. Environmental Assessment Act. The section also reviews geotechnical incidents and responds to mine enquiries.

The Geotechnical Section provides geotechnical advice and policy development for:

- tailings impoundments and dams;
- waste rock and overburden dumps;
- open pits and underground developments;
- mine roads;
- risk evaluation for worker protection and public health and safety; and
- assessing the environmental impact of geotechnical projects.

5.2.2 SUMMARY OF ACTIVITIES

In 2013, the Geotechnical Section (MEM staff and contractors):

- conducted 31 geotechnical inspections (compared to 26 in 2012);
- developed geotechnical permit conditions for the construction and operation of major mine structures, including tailings impoundments, pit walls, and waste rock dumps;
- undertook environmental assessment reviews for new mine projects; and
- reviewed annual reports for tailings storage facilities, waste rock dumps and pit walls.

In 2013, a total of 31 geotechnical inspections were conducted by MEM staff and contractors. Of these inspections, 10 took place at 9 operating metal mines, 9 took place at operating coal mines, and the remainder took place at other sites. In this context, “other sites” include advanced exploration projects and previously operating mines.



6 Reclamation

6.1 Roles and Responsibilities

Reclamation and environmental protection are major components of all mineral exploration and mine development activities in British Columbia. Since 1969, companies have been required by law to reclaim all lands disturbed by mining and related activities. B.C. was one of the first provinces in Canada to enact mine reclamation legislation, and the first to extend this policy to exploration sites.

MEM's Reclamation Section enforces the reclamation provisions of the Mines Act and the Code through permit conditions and detailed technical reviews aimed at finding environmentally sound, economically viable solutions that enable British Columbia's mining industry to remain internationally competitive without compromising this province's rigorous environmental standards.

Prior to starting work, mining companies are required to obtain a permit approving the mine plan, a program for protection of the land and watercourses, and a reclamation program. Mining companies must also place a security deposit with the Province to ensure reclamation obligations are kept.

The environmental protection and reclamation objectives of the Mines Act and the Health, Safety and Reclamation Code for Mines in British Columbia ensure:

- land and watercourses on mine sites in B.C. are reclaimed to a level equal to that which existed prior to mining;
- disturbed lands and watercourses are re-integrated into the surrounding landscape;
- long-term stability of structures (i.e., tailings storage facilities); and
- mining and mitigation requirements associated with metal leaching and acid rock drainage (ML/ARD) are conducted in a manner that prevents significant impacts to downstream or onsite biota to minimize reduction in post-mining productive capacity of the site.

To achieve these objectives, the Reclamation Section:

- conducts detailed technical reviews of new projects and proposed project revisions under the Environmental Assessment Act;
- conducts detailed technical reviews and issues permits for operating and closed mines with outstanding reclamation responsibilities under Section 10 of the Mines Act;
- inspects mine reclamation activity;

- administers reclamation security deposits on behalf of the Province of British Columbia;
- participates in national and international committees conducting research and technology transfer, including the national Mine Environment Neutral Drainage (MEND) Committee and the National Orphaned and Abandoned Mines Initiative (NOAMI) committee; and
- organizes and participates in various provincial committees and activities that review and highlight best practices and facilitate government co-operation with industrial, public and academic institutions (examples include the Technical and Research Committee on Reclamation, the Annual Mine Reclamation Symposium, and the Annual ML/ARD Workshop).

Additionally, Reclamation Section staff provide information and assistance on a regular basis to the Ministry of Environment, Ministry of Transportation and Infrastructure, Ministry of Forests, Lands and Natural Resources, Environment Canada, First Nations and the public on technical issues involving reclamation. Collaboration facilitated by MEM staff between industry, the public, government and the academic community continues to result in a constructive climate for exchanging and disseminating new ideas and technologies.

6.2 Structure and Organization

The Reclamation Section has expertise in the technical areas of soil restoration, re-vegetation, land capability, erosion control, geology, geochemistry and ML/ARD. Technical assistance for biological and effluent discharge and offsite requirements is provided by other areas of government (e.g., the Ministry of Environment).

6.3 Summary of Activities

6.3.1 METAL LEACHING AND ACID ROCK DRAINAGE (ML/ARD)

A provincial ML/ARD policy, a more detailed set of ML/ARD guidelines, and a manual of recommended methods for the prediction of ML/ARD indicate what constitutes acceptable mine design and adequate technical evidence. These documents provide a checklist for industry and inform the public of regulatory conditions and environmental-protection requirements.

6.3.2 RECLAMATION SECURITIES AND FUNDS

All mines operating in B.C. must deposit securities with the government to ensure that reclamation costs do not fall on provincial taxpayers (e.g., if a mining company goes bankrupt). In the past few years, the value of security deposits has increased to reflect

more closely the true costs of reclamation. The total value of securities held by the Province has risen from \$10 million in 1984 to more than \$791 million by the end of 2013.

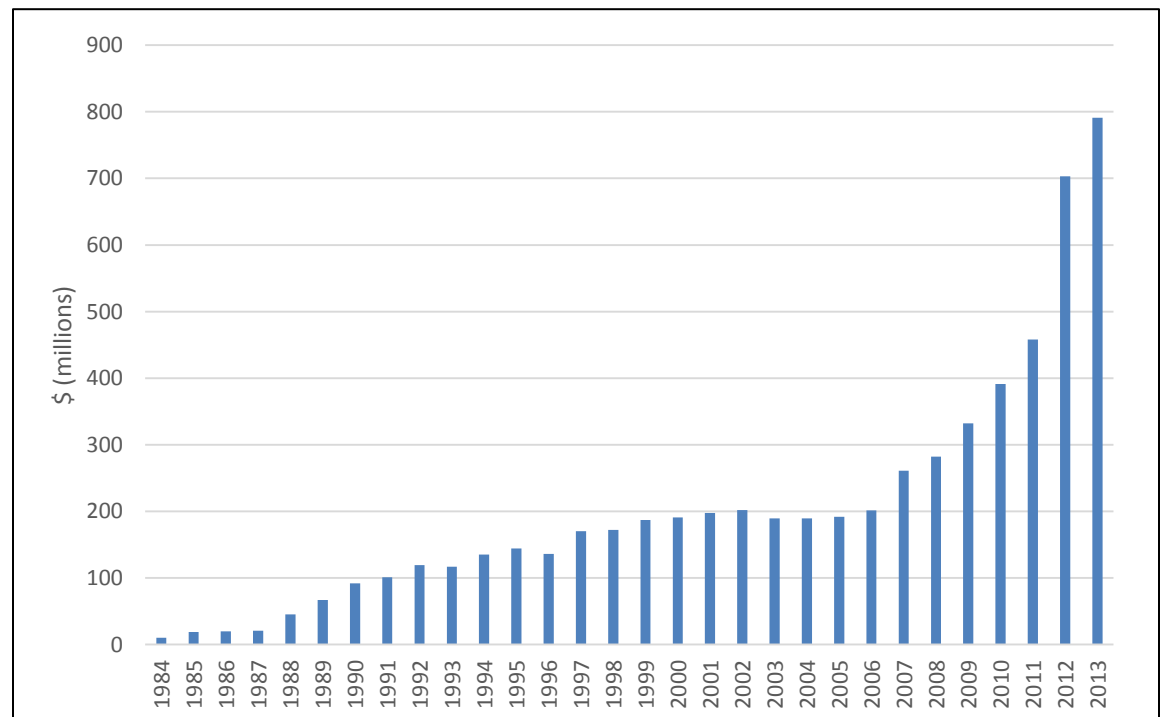


Figure 5: Reclamation Security Deposits Held by the Province (Initiation to 2013)

6.3.3 TECHNICAL AND RESEARCH COMMITTEE ON RECLAMATION

The Technical and Research Committee on Reclamation has been actively promoting and fostering reclamation research and information exchange for more than three decades. Members come from the Ministry of Energy and Mines, the Ministry of Environment, mining companies, the Mining Association of British Columbia, Association for Mineral Exploration in BC, Natural Resources Canada, the University of British Columbia and Thompson Rivers University. This committee has been responsible for the organization of the annual B.C. Mine Reclamation Symposium since 1977.

6.3.4 NATIONAL ORPHANED/ABANDONED MINE INITIATIVE (NOAMI)

The National Orphaned/Abandoned Mines Advisory Committee was formed in March 2002 at the request of Canadian Mines Ministers. The Advisory Committee was asked to study the issue of orphaned/abandoned mines and to develop initiatives and partnerships to implement remediation programs across Canada.

The Advisory Committee takes direction from Mines Ministers and reports back to them through the Intergovernmental Working Group on the Mineral Industry. The Advisory

Committee is made up of representatives of federal/provincial/territorial governments, the Canadian mining industry, environmental non-governmental organizations and Aboriginal peoples and their communities. Committee members are responsible for communication with their constituencies. The Ministry represents the Province of British Columbia on this Advisory Committee.

6.3.5 MINE RECLAMATION SYMPOSIUM

The 37th Annual Mine Reclamation Symposium was held in Vancouver at the Sheraton Wall Centre Hotel September 16–19, 2013. The conference’s theme, biodiversity, was reflected in a field trip for conference participants to view the reclamation efforts undertaken at the Sechelt Sand and Gravel Mine. The local Sechelt Band treated guests to traditional dancing and a buffet dinner. A total of 23 technical presentations were delivered during the final 2 days of the proceedings.

6.3.6 THE ANNUAL BRITISH COLUMBIA MINE RECLAMATION AWARDS

The Jake McDonald Mine Reclamation Award and up to five category awards are handed out for outstanding achievement in mine reclamation and have been presented at the British Columbia Mine Reclamation Symposium every year since 1977.

The 2013 British Columbia Jake McDonald Mine Reclamation Award was presented to Teck Metals Ltd. for outstanding reclamation achievements at the historic Pinchi Mine, located near Fort St. James in northwestern British Columbia.

One other award was handed out at the 2013 Mine Reclamation Symposium:

- The award for outstanding achievement for reclamation at a metal mine was presented to the Crown Contaminated Sites Program of the Ministry of Forests, Lands and Natural Resource Operations and AECOM Canada Ltd. for their combined work at the historic Atlin Ruffner Mill and Tailings site. The Atlin Ruffner Mill and Tailings site is an orphaned mine located on Crown Land near the town of Atlin in northwest British Columbia. The Ruffner mining area was first developed in 1899, and work continued intermittently until 1981.
- Work at the Atlin Ruffner site resolved contaminated site issues using cost-effective remediation techniques.

6.3.7 METAL LEACHING AND ACID ROCK DRAINAGE WORKSHOP

The 20th annual Metal Leaching and Acid Rock Drainage Workshop was held in Vancouver December 4–5, 2013. The theme of the workshop was “Challenges and Best Practices in Metal Leaching and Acid Rock Drainage”. The workshop was organized by

the Ministry of Energy and Mines, Natural Resources Canada and the Mine Environment Neutral Drainage (MEND) program in association with the B.C. Technical and Research Committee on Reclamation.

6.4 Industry Reclamation Record

British Columbia's land base is roughly 95 million hectares, and while land occupied by the mining industry has steadily grown since the late 1960s, mining has touched less than one per cent of the province. Major coal and metal mines, which occupied less than 1,000 hectares in 1969, had, by the end of 2013, expanded to cover 47,307 hectares. Reclamation (where revegetation has been successfully established for one year or more) has occurred on 40 per cent of this disturbed land, or 18,768 hectares (Figure 5).

Metal mines have disturbed 23,834 hectares, and 10,195 hectares (or 43 per cent) of this land have been reclaimed (Figure 6). Coal mines have disturbed 23,473 hectares, and 8,573 hectares (or 37 per cent) have been reclaimed (Figure 7). The increase in disturbance and decrease in reclamation at mine sites in the last few years is the result of the current pace of construction and development of new mines and the expansion and redevelopment at older mines.

The data presented in Figures 6, 7 and 8 demonstrates the expansion of the mining industry during the past four decades.

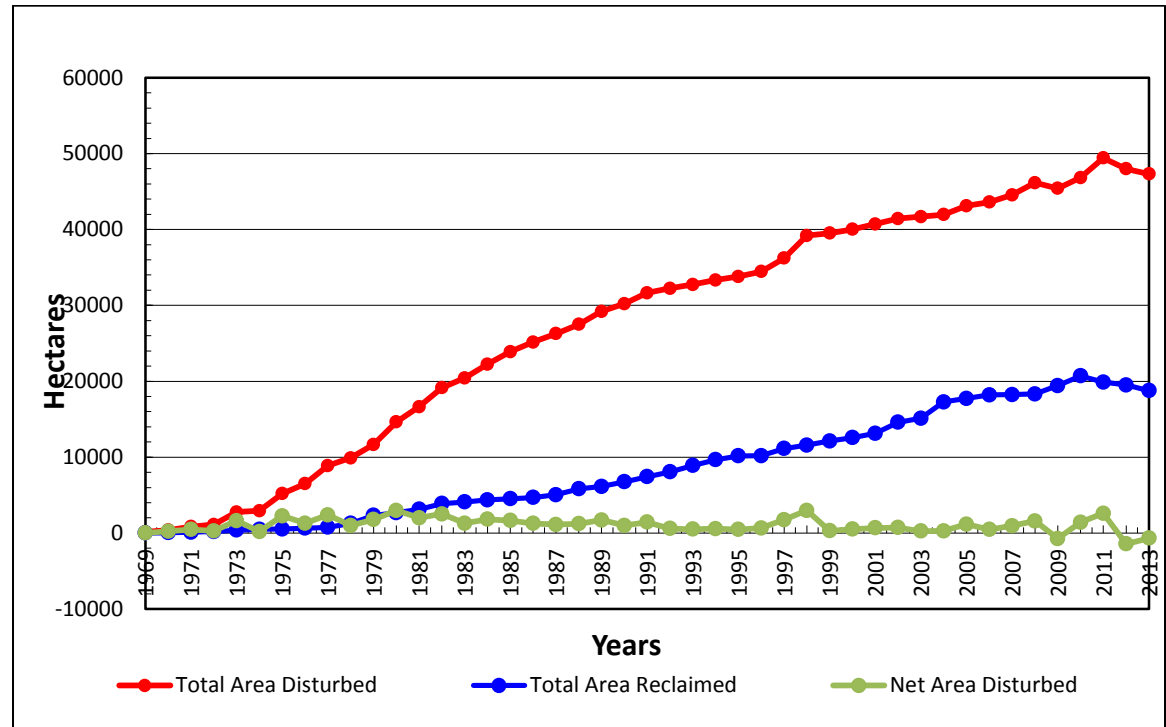


Figure 6: Area Disturbed and Reclaimed by Metal and Coal Mines in B.C. (1969–2013)

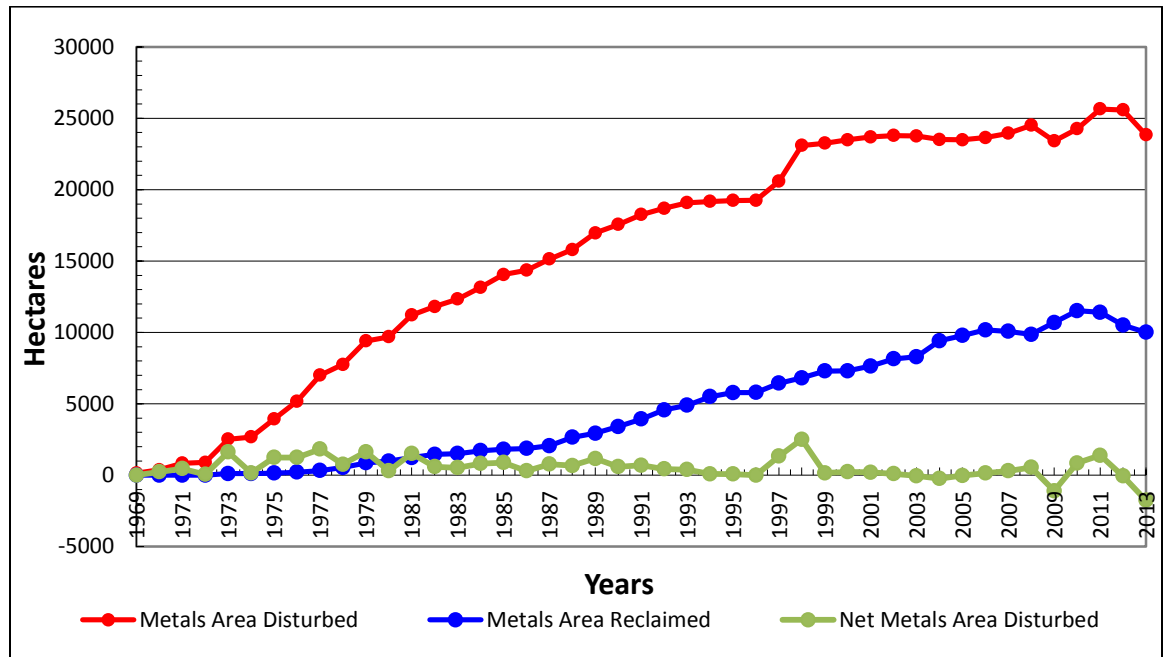


Figure 7: Area Disturbed and Reclaimed by Metal Mines in B.C. (1969–2013)

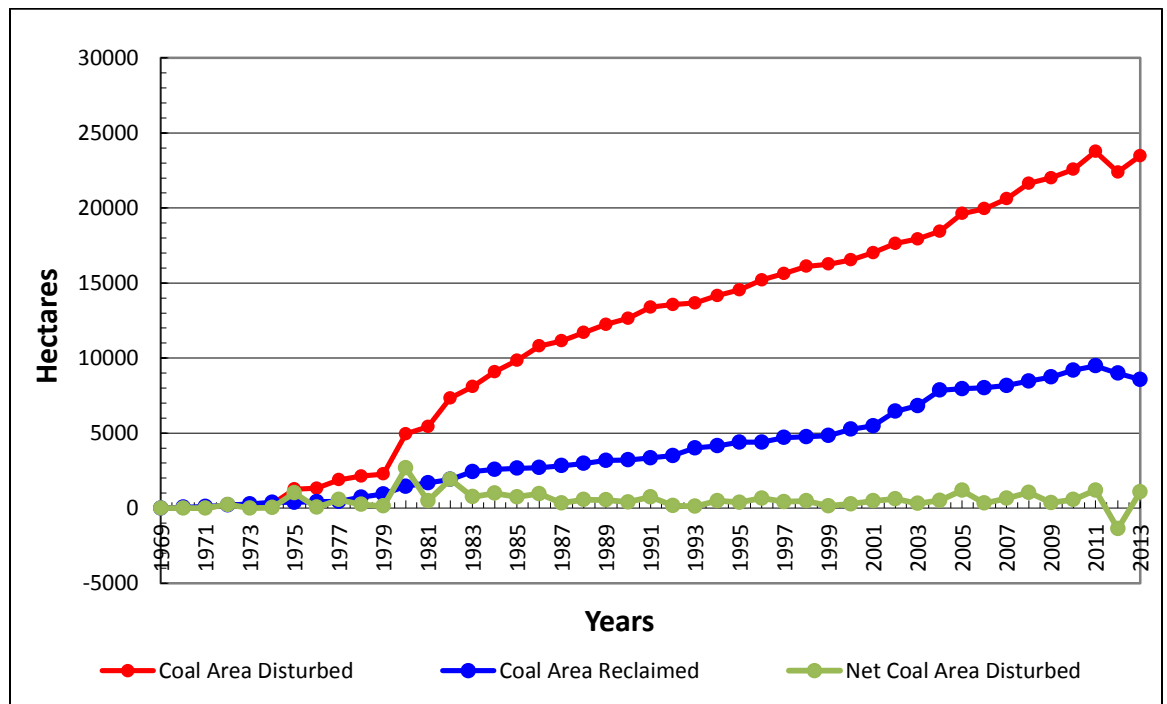


Figure 8: Area Disturbed and Reclaimed by Coal Mines in B.C. (1969–2013)