

The Student Transitions Project 1

Student Mobility in the B.C. Public Post-Secondary System (2019/20 Registrants)

Prepared by Joanne Heslop, STP Manager
from STP2020 Data, July 30, 2021

Student Mobility Between Sectors in the BC Public Post-Secondary System (2019/20)

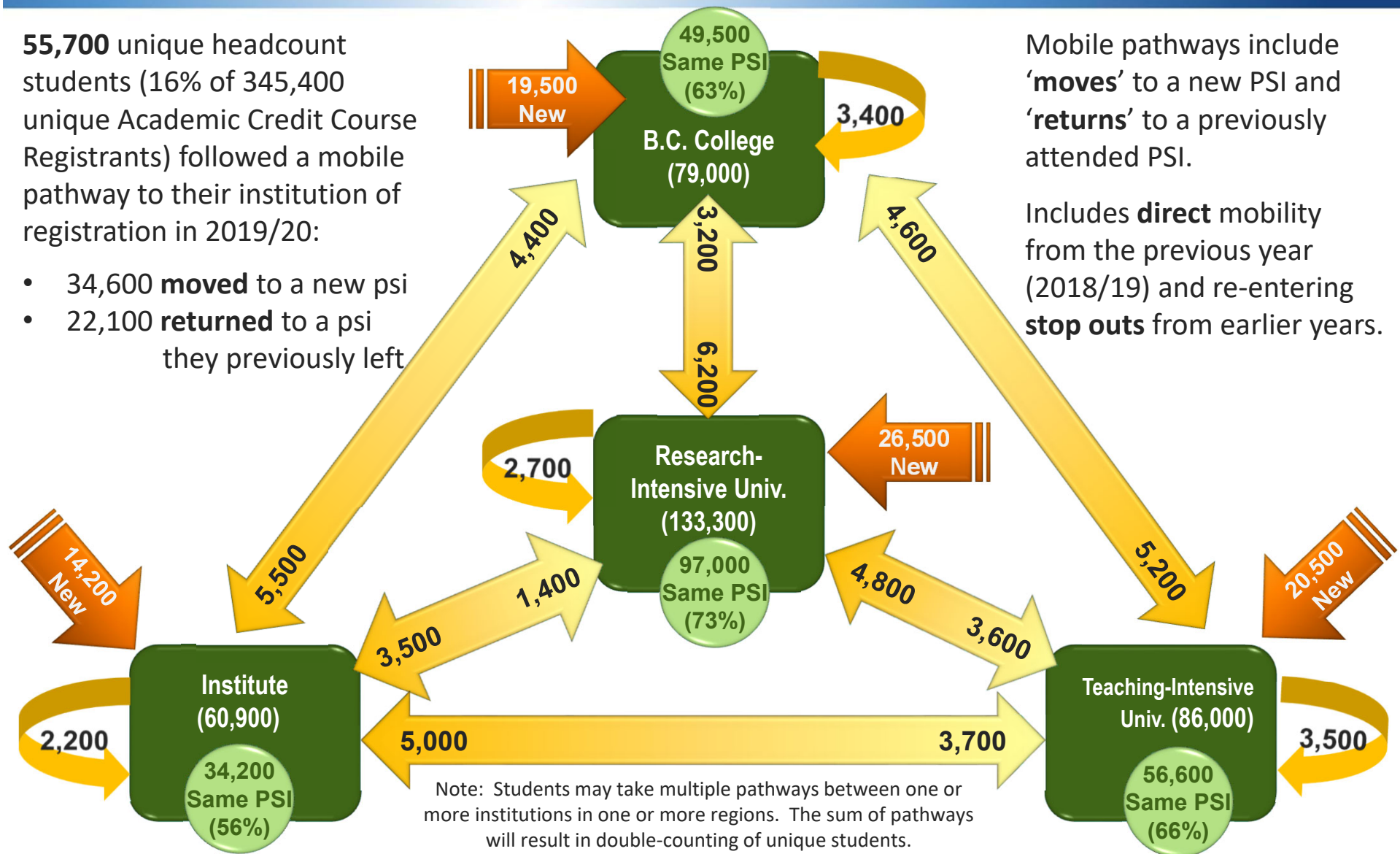
2

55,700 unique headcount students (16% of 345,400 unique Academic Credit Course Registrants) followed a mobile pathway to their institution of registration in 2019/20:

- 34,600 **moved** to a new psi
- 22,100 **returned** to a psi they previously left

Mobile pathways include 'moves' to a new PSI and 'returns' to a previously attended PSI.

Includes **direct** mobility from the previous year (2018/19) and re-entering **stop outs** from earlier years.



Student Mobility Between Regions in the BC Public Post-Secondary System (2019/20)

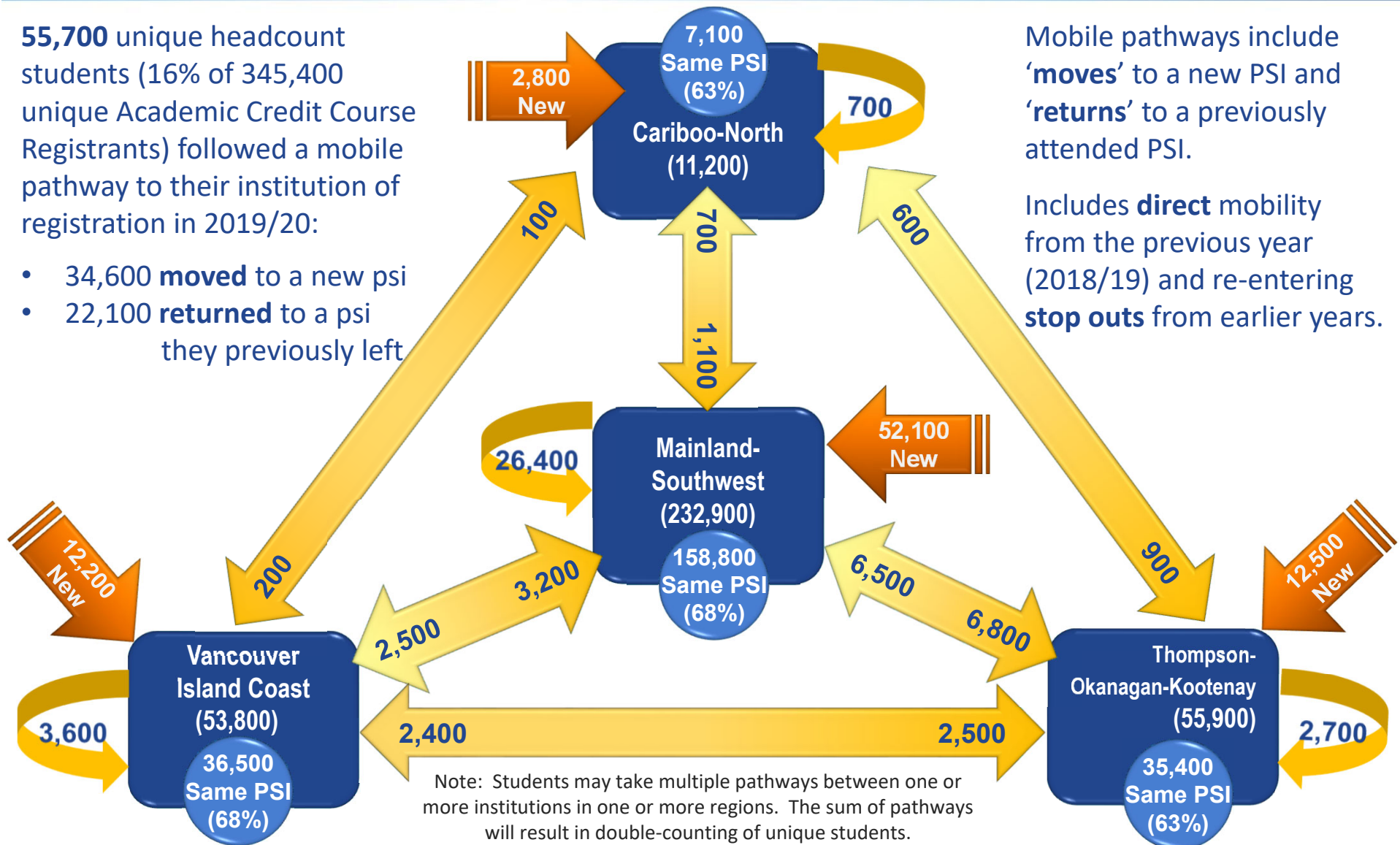
3


55,700 unique headcount students (16% of 345,400 unique Academic Credit Course Registrants) followed a mobile pathway to their institution of registration in 2019/20:

- 34,600 **moved** to a new psi
- 22,100 **returned** to a psi they previously left

Mobile pathways include 'moves' to a new PSI and 'returns' to a previously attended PSI.

Includes **direct** mobility from the previous year (2018/19) and re-entering **stop outs** from earlier years.





Loop-back arrows indicate that students switched institutions, but remained within ...

- the same sector (in sector mobility diagram), or
- the same region (in regional mobility diagram).