







LEGEND

- Fall Line Pattern 
- Drainage Area 
- Prominent Ridge Line 
- Concentration Zone 
- Pass 
- Controlled Recreation Area Boundary 


WHISTLER BLACKCOMB

 **ecosign**
Mountain Resort Planners Ltd.
Since Whistler, B.C. Canada 1971 the professionals responsible for
Whistler's success

Contours: 25 Meter Date: 09/2013

0m 250 500 750 1000