

# **GOVERNMENT LOSS REPORTING**

## **Risk Management Branch and Government Security Office**

Risk Management Branch and Government Security Office is the central government agency accountable for the management of risk to which the government is exposed to by virtue of its assets, programs and operations. Centralized reporting provides an understanding of what numbers and types of losses or incidents are being encountered based on reported incidents.

Loss reporting related to ‘Workers’ Compensation’ or ‘Fleet Vehicles’ normally falls outside this format. If, however, a loss arises from a crime or threat-related incident, then reporting is appropriate as part of a follow-up security review (e.g. assault, robbery, vandalism, theft).

Note: over time, several overlapping variables have impacted reporting. For example:

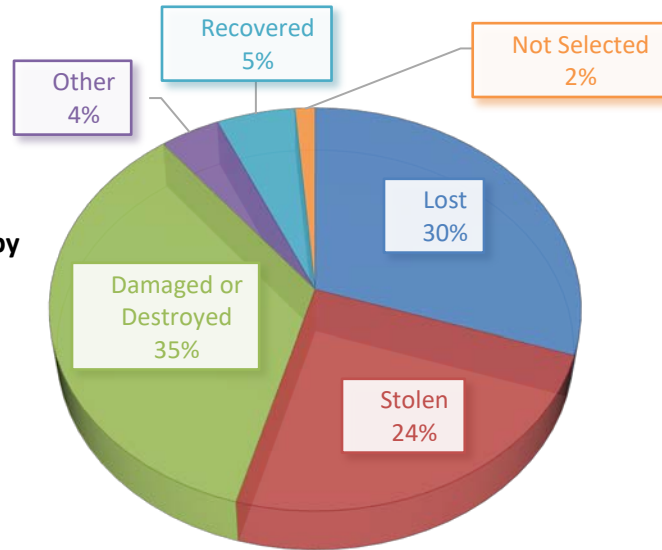
- The number of ministries across government has been subject to change.
  - Some program areas have been realigned between ministries.
  - Policy has been revised to provide greater clarity and consistency for reporting.
  - A web-based tool was implemented to standardize and facilitate reporting.
  - There is additional emphasis now on the need to report some incident types (privacy breaches, threats of violence, fraud).
-

Fiscal 2017/18  
Asset Losses or Damage Reported by  
**MINISTRY or AGENCY**

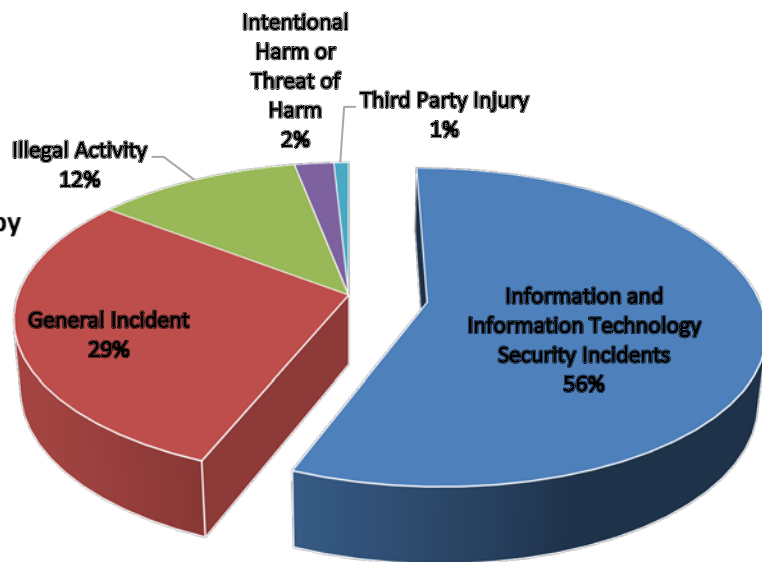
(number of incidents involving one or more asset loss)

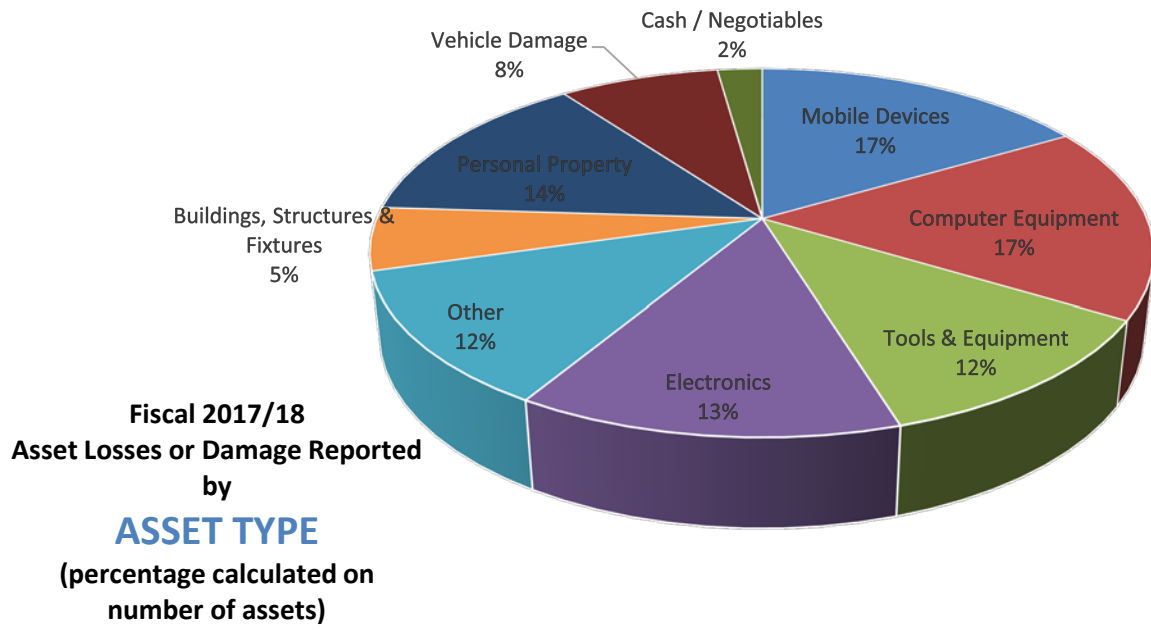
Ministry or Agency	Number of Incidents Involving Assets	Total Estimated Asset Values
Advanced Education	3	\$600
Advanced Education, Skills and Training	13	\$1,005
Agriculture	5	\$25,697
Attorney General	30	\$4,840
BC Public Service Agency	18	\$4,067
Children and Family Development	96	\$38,162
Citizens' Services	21	\$7,429
Community, Sport and Cultural Development	8	\$2,905
Education	8	\$3,200
Energy and Mines	3	\$1,070
Energy, Mines, and Petroleum Resources	8	\$2,279
Environment	6	\$1,830
Environment and Climate Change Technology	22	\$29,302
Finance	11	\$7,174
Forests, Lands and Natural Resource Operations	42	\$77,795
Forests, Lands and Natural Resource Operations, and Rural Development	109	\$363,235
Government Communications and Public Engagement	3	\$749
Health	17	\$4,253
Indigenous Relations and Reconciliation	3	8500
International Trade	1	\$0
Jobs, Tourism and Skills Training	9	\$400
Jobs, Trade and Technology	10	\$2,395
Justice	9	\$400
Labour	2	\$1,200
Mental Health and Addictions	1	\$0
Municipal Affairs and Housing	9	\$1,490
Natural Gas Development	3	\$500
Other	0	\$0
Public Safety and Solicitor General	16	\$1,707
Small Business and Red Tape Reduction	3	\$2,800
Social Development and Poverty Reduction	28	\$19,088
Social Development and Social Innovation	18	\$970
Technology, Innovation, and Citizen's Services	3	\$213
Tourism, Arts and Culture	1	\$0
Transportation and Infrastructure	22	\$58,764
	<b>561</b>	<b>\$674,019</b>

Fiscal 2017/18  
Asset Losses or Damage Reported by  
**ASSET FATE**  
(percentage calculated on  
total number of assets)



Fiscal 2017/18  
Asset Losses or Damage Reported by  
**INCIDENT TYPE**  
(percentage calculated on  
total number of all incidents  
that had one or more  
incident types selected  
- one incident can have  
multiple incident types)





# Ministry of Transportation and Infrastructure

## Claims by the Ministry Damages to Government Property Only (CMC Recoveries)

Fiscal Year	Date of Event	Value of Losses	Value of Recoveries	Current Net Loss	Potential for Recovery as Files Still Open	Potential Net loss to Crown if files open are full recovery
2017/18	1149	\$5,104,518	\$2,583,520	\$2,521,156	\$28,282	\$2,492,874

\* Claims are received up to two years after incident date therefore the costs, recoveries and numbers of claims may change retroactively when reporting subsequent year data. Claims can be entered into our system up to one and a half years after the event. This report is based on Date of Event.

\* These figures are based on incidents reported to the Ministry's Claims Section. Note, not all incidents are reported to the ministry. Numbers are rounded to the nearest dollar.

\* Provided by the Claims and Litigation Section, Ministry of Transportation and Infrastructure \*  
Last Updated: June 6, 2019

# Ministry of Forests, Lands, Natural Resource Operations and Rural Development

## Crown Loss and Recovery Reporting Fiscal 2017 (April 1, 2017 to March 31, 2018)

### **Forest Act Section 105.1**

- No determinations made under Section 105.1 under the Forest Act for an “individual” or Licensee.

### **Forest and Range Practices Act Section 52 Determinations and Penalties.**

- Four determinations made under Section 52. All four received a penalty. Penalty totals were \$29,025.18 and the total estimated loss of volume was 27.78m<sup>3</sup>. However, the Crown was made whole through administrative penalties

### **Forest and Range Practices Act (Other than Section 52):**

- Five determinations were made under sections 22, 46, 57, and 51 of FRPA and one under section 10 of the Timber Marking and Transportation Regulation. There were no loss to the Crown and penalty amounts were \$1,564.38.
- The total amount of penalties was \$30,589.56

### **Forest and Range Practices Act Violation Tickets Loss and Penalties (S.52 of FRPA):**

- 45 Violation Tickets were issued under Section 52 of FRPA for an estimated loss of 2,537.6m<sup>3</sup>. The Total Violation Ticket Amount is \$8,131

### **Losses under other Acts/Sections:**

- 377 other records were reviewed such as the Water Sustainability Act, Land Act, and Off Road Vehicle Act etc. and there were no losses to Crown or any recovery.

Article	Section	Est. Loss	Fine \$
FRPA	22	0	\$21,250.00
FRPA	46	0	\$21,250.00
FRPA	51	0	\$21,250.00
FRPA	52	2566m <sup>3</sup>	\$500.00
FRPA	57	0	\$1,564.38
TMTR	10	0	\$0.00
Total			\$65,814.38

**Fiscal Year 2017/2018**  
**MINISTRY OF SOCIAL DEVELOPMENT AND POVERTY REDUCTION**  
**Criminal Investigation Outcomes**

Type	Orders/ Judgements	Value
Criminal Code Convictions	36	\$756,000
Repayment Agreements	66	\$1,205,000
Civil Litigation Referrals	6	\$91,000
<b>Total</b>	<b>108</b>	<b>\$2,052,000</b>

**Note:** For Civil Litigation Referrals the value is estimated by the amount the ministry will pursue through civil litigation and not necessarily what the court may award.

**Explanatory Notes:**

- The numbers for the Enforcement Program are preliminary and subject to change.
  - Values are rounded to the nearest 1,000.
- The number of criminal convictions will vary annually. There are several factors beyond branch control that impact this number including, but not limited to:
  - The number of criminal Ministry Investigators available to work on criminal files;
  - Increased complexities in an evolving legal environment (provincial and federal legislation, case law, evidence gathering, investigation techniques and procedures);
  - Competing priorities faced by Crown Counsel, judicial delays, and limited availability in securing court times and venues.
- Civil Court Orders result from both Civil Supreme Court and Small Claims Court.
  - Civil Court Order amounts are not included if the amount is to be collected by a Criminal Conviction Restitution Order.
- The value of court orders and repayment agreements does not necessarily represent the amount of total loss or collected.
- SDPR actively pursues all allegations or suspicions of fraud. SDPR also has a robust prevention, compliance and service quality program in place aimed at preventing errors, reducing fraud and recovering funds issued to ineligible clients.