



BC TIMBER SALES

SAFETY INFORMATION BULLETIN

March 2018

Purpose

This bulletin is intended to highlight current and/or emerging safety issues and provide additional safety information to BC Timber Sales forest sector clients (agreement holders and contractors).

Emergency Response

Emergencies happen when we don't expect them. Ensuring you have the correct information, equipment and trained personnel are the responsibilities of employers. Below are some links to assist with developing an effective emergency response plan.

Are you prepared for emergencies?

For more information on emergency response planning go to:

- ❖ Every minute counts, Forestry activities emergency response planning video [CLICK HERE](#)
- ❖ 12 tips for Emergency Response Planning WSBC [CLICK HERE](#)

Blasting Activities

Blasting activities are common practices within forestry operations. There are numerous hazards associated to blasting activities that can impact workplace safety. Some best practices to keep in mind are:

- ✓ Ensure prime contractor coordinates activities
- ✓ Establish safe zones and confirm location of workers and visitors on site,
- ✓ Communicate blasting activities thru;
 - Daily meetings (tailgate, orientations, pre-work),
 - Worksite signage,
 - Issuance of Notice to Airman (NOTAM),
 - Common radio frequencies,
 - Communicate to local Aircraft companies.
- ✓ **WATCHOUT FOR PHASE CONGESTION!**
- ✓ Take steps to mitigate fly rock,
- ✓ Report any roadside debris hazards e.g. stumps, boulders and debris hung up in standing timber.



Below are some links to useful blasting information that can be circulated to employers/workers involved in blasting activities:

- ❖ NAV Canada, Notice to Airmen (NOTAM) [CLICK HERE](#) ,
- ❖ Western Canada Chapter of the International Society of Explosives Engineers, Best Practice Guide for Urban Blasting [CLICK HERE](#),
- ❖ WSBC Safety Alert "Posting Signs" [SAFETY ALERT CLICK HERE](#)
- ❖ Controlling Fly Rock [CLICK for Video](#)
- ❖ Roadside Debris Hazards [CLICK FOR VIDEO](#)



Construction Initiated Slides/Erosion events

Operator awareness training is now mandatory for all road construction supervisors and equipment operators constructing a road in a BCTS forestry operation where a risk of landslide has been identified. [CLICK HERE FOR OPERATOR AWARENESS VIDEO](#)

All forest professionals involved in BCTS development and implementation of road construction activities are encouraged to review the new "Road Construction Initiated Slide Awareness for Professionals". Awareness material can be obtained from the following BC Forest Safety Council website; [CLICK HERE FOR FOREST PROFESSIONAL PRESENTATION](#)

For more information from BC Forest Safety Council's Construction Initiated Slides Working Group go to; <https://www.bcforestsafes.org/CISWG>

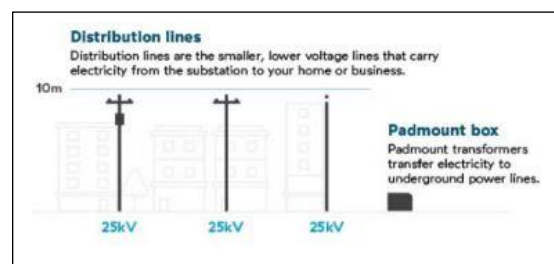

Working Safely around Hydro Lines

- ✓ Keys of Electrical Safety
 - 1) Look up and down...identify overhead and underground power lines.
 - 2) Keep back, respect safe limits of approach (LOA). Best practice stay 10 m (33 feet) away from power lines and equipment working around power lines.
 - 3) Stay back and Call for help if downed power lines.
- ✓ Contact applicable utility organization prior to any harvesting activity,
- ✓ A certified utility arborist (CUA) is likely required for falling activities within safe LOA.

For more information checkout the following websites;

- ❖ BC Forest Safety Council Powerlines http://www.bcforestsafes.org/files/AOM_August_2016_0.pdf and <http://www.bcforestsafes.org/node/2845>
- ❖ Part 19 Electrical Safety - Occupational Health and Safety Regulation [click here](#)
- ❖ Power lines Safety Video [click here](#)

Visual Guide to Estimate Powerline Voltage



Recommended Limits of Approach

Column 1 Voltage	Column 2 Minimum clearance distance for passing under exposed electrical equipment or conductors	
Phase to phase	Metres	Feet
Over 750 V to 75 kV	2	6.5
Over 75 kV to 250 kV	3	10
Over 250 kV to 550 kV	4	13

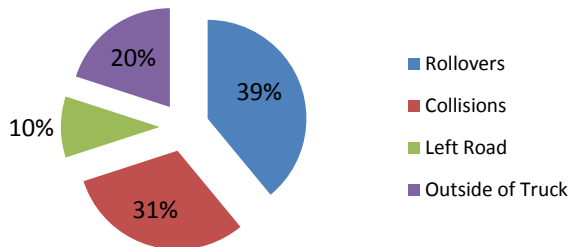
Column 1 Voltage	Column 2 Minimum approach distance for working close to exposed electrical equipment or conductors	
Phase to phase	Metres	Feet
Over 750 V to 75 kV	3	10
Over 75 kV to 250 kV	4.5	15
Over 250 kV to 550 kV	6	20

Logging Truck Rollover and Seat Belt Use

Equipment rollovers are a trending issue within the forest sector. Recently BCFSC Trucking Advisory Group (TAG) analyzed logging truck incidents for 2017. Trending indicators are;

- Leading incidents types = rollovers and collisions.
- Leading incident causes = 1) Failure to follow procedures and 2) Driving too fast.

2017 TAG LOG TRUCK DATA SUMMARY
TYPE OF INCIDENT

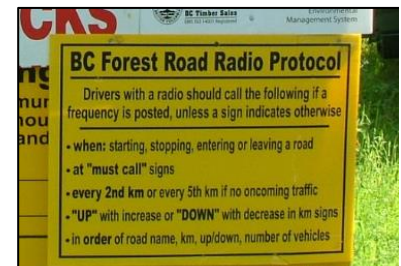


2017 TAG LOG TRUCK
LEADING CAUSE SUMMARY

Failure to follow procedures	Driving too fast for conditions
Radio / road calling procedures: 56%	Speed: 55%
Loading/unloading: 27%	Traction (ice or snow): 32%
Chain up: 5%	Traction (mud): 5%
Lockout: 5%	Traction (rough surface): 10%
3 Point Contact: 5%	

Safety reminders to pay attention to;

- ✓ Wear seat belts at all times!
- ✓ Follow resource road radio protocols. *“Don’t drive by the radio”,*
- ✓ Watch out for upset conditions (*weather, road hazards/conditions, and other road users*),
- ✓ Adjust speeds to road and weather conditions.
- ✓ Report hazardous conditions, take corrective action.
- ✓ Delay or suspend work until conditions improve.
- ✓ *Watch out for mental states* that can lead to incidents including fatigue, rushing, complacency and frustration.



For more information checkout the following websites;

- ❖ BCFSC Logging Truck safety video <https://www.bcforestsafe.org/seatbelt>
- ❖ BCFSC anatomy of equipment rollover presentation <http://www.bcforestsafe.org/rollover>
- ❖ Guide for Safe Travel <http://www.bcforestsafe.org/files/Guide-for-Safe-Travel..doc.pdf>
- ❖ BC Resource Road Channels <http://www.ic.gc.ca/eic/site/smt-gst.nsf/eng/sf11127.html>
- ❖ BCFSC January 2018 Alert of the Month http://www.bcforestsafe.org/files/aom_January_2018.pdf



Manual Falling Supervisors

Attention BCTS Contractors; For contracts advertised within the Strait of Georgia, Chinook and Seaward Tlsta Business Areas falling supervisors must be certified by the BC Forest Safety Council. For all other BAs engaged in manual falling activities, falling supervisors must be certified or have completed the falling supervisor training course provided by BCFSC.

BCTS contracts have specific requirements in place when Manual Falling is required for Fallers and Falling Supervisors.

The Contractor must ensure that:

- a) All hand falling is undertaken by Fallers certified by BC Forest Safety Council (BCFSC) or ENFORM and are qualified for the slope and timber conditions being addressed;
- b) A qualified Falling Supervisor satisfactory to the Province is designated for all forestry related hand falling activities and for all non-forestry related hand falling activities taking place.
- c) A Falling Plan must be developed with full engagement by a Falling Supervisor

Falling Supervisors will be deemed qualified only if they have completed the Falling Supervisor Training course provided by the B.C. Forest Safety Council (BCFSC) or are BCFSC certified Falling Supervisors.

BC Timber Sales will require the contractor to complete and submit a Manual Falling Verification Form prior to commencing operations. This is to help BCTS ensure that contractors are following the applicable OHS regulations.

For more information go to

- BCFSC <http://www.bcforestsafe.org/node/2516>
- BCTS staff guide <https://www.for.gov.bc.ca/bcts/safety/manual/manfallguide.pdf>



Supervisors, New and Young Workers

Supervisors play a key role to ensure the health and safety of their workers and awareness to relevant hazards within the workplace. **Some supervisor safety best practices include:**

- ✓ Conduct workplace orientations for new and young workers,
- ✓ Provide on the job training and mentoring,
- ✓ Communicate known hazard, high risk activities, common injuries,
- ✓ Be familiar with organization safety program and applicable WSBC requirements,
- ✓ Provide safety leadership and promote safe practices.
- ✓ Conduct routine worker safety competency evaluations

For more information go to:

- Work Safe BC new and young worker information <https://www.worksafebc.com/en/health-safety/education-training-certification/young-new-worker>
- BC Forest Safety Council new and young workers <https://www.bcforestsafe.org/node/3030>
- BCTS chapter 13 safety orientation and evaluations <https://www.for.gov.bc.ca/bcts/safety/manual/Chap13-SafetyAwarenessTrainingCompetency.pdf>
- FLNRO Orientation and Evaluation Guides <https://www.nrs.gov.bc.ca/flnrord/safety/templates-tools-forms-reporting>



Safety Issue Reporting

BCTS clients are encouraged to report unsafe conditions/acts and or incidents that result in injury.

BCTS TSL holders

BCTS encourages TSL holders to share any safety concerns which they believed to be the responsibility of BCTS. Although TSL holders are not required, BCTS encourages the sharing of learnings from safety incident investigations on their worksites.

From time to time licensees or their contractors and representatives may raise safety concerns that are related to BCTS planning or forest management activities. Report such safety concerns to your BCTS contact as soon as possible. BCTS will give these concerns full and appropriate consideration and may look to other parties such as WSBC for collaborating opinions to determine validity and appropriate mitigation in conjunction with the firms exposed. This avenue of mitigation must be clearly understood by all licensees and other parties working on TSLs and will be communicated at pre works and during routine inspections for TSLs. Mitigation strategies will need to consider many factors with clear emphasis on worker safety.

BCTS Contractors

BCTS Contractors are reminded of the contractual requirement in the Safety Conditions Schedule *“the Contractor must immediately submit written notice to the Province on all matters reported to WorkSafe BC by the Contractor or the Contractor’s Subcontractors. The written notice must include all information necessary to allow the Province to adequately collect and address safety or other related incidences”*.

BCTS staff

For safety issues reported by clients that are the responsibility of BCTS, staff must take immediate action to deal with the unsafe condition or act. BCTS staff receiving a client safety issue must forward the information to their BA safety coordinator and supervisor.

Reported safety issues are to be recorded and tracked using BCTS Safety Issue tracking ledger located on the following share-point site.

If a safety incident has occurred within a worksite staff are reminded to follow the procedures outlined within chapter 15 BCTS Safety Manual

<https://www.for.gov.bc.ca/bcts/safety/manual/issuereportstaff.pdf> and
<https://www.for.gov.bc.ca/bcts/safety/manual/issueinvestigationssupervisors.pdf>

Also refer to FLNRO Safety Management Safety Incident Response Guide

https://www.nrs.gov.bc.ca/flnrord/files/flnrord/media/safety/flnr_-_incident_response_guide_flowchart.pdf



