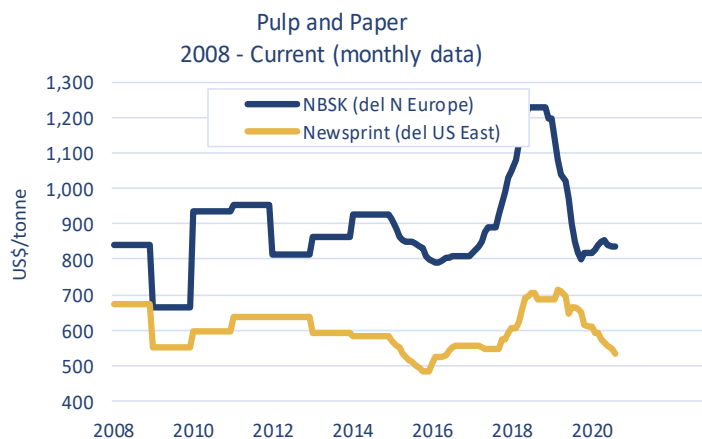
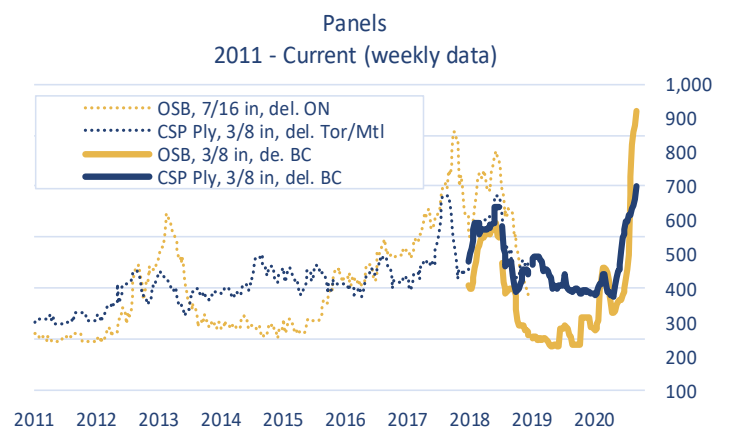
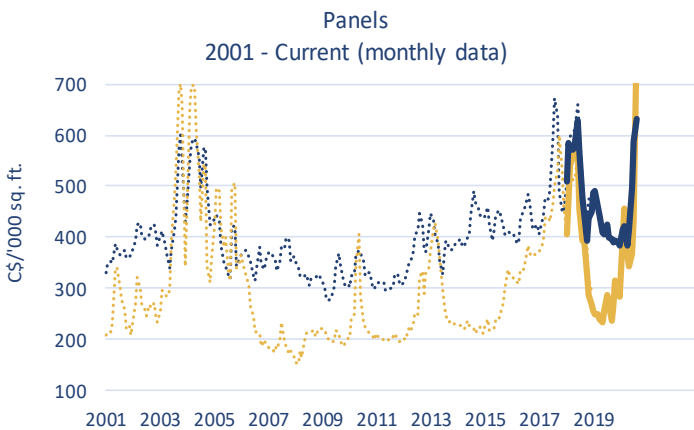
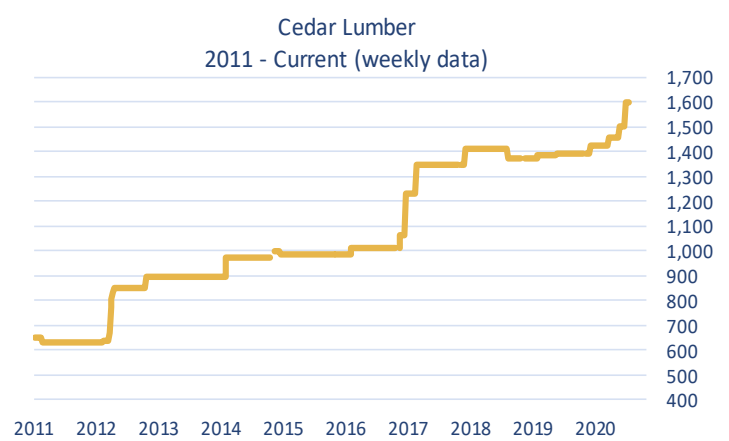
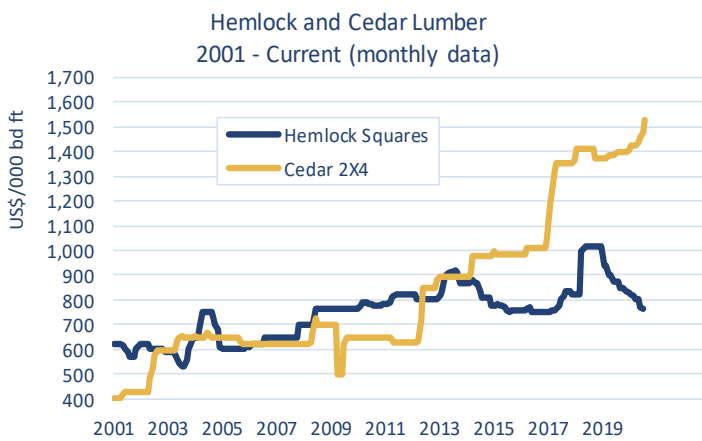
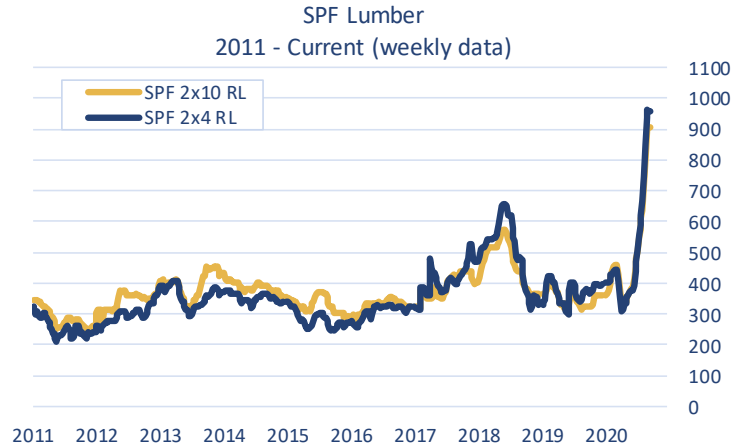
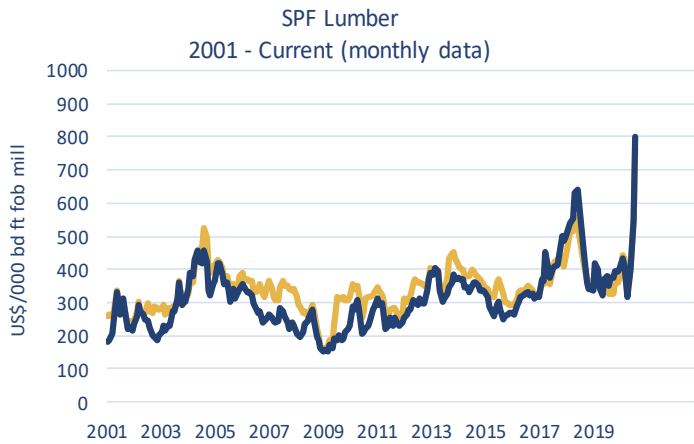


This weekly report lists the prices for selected forest industry products in British Columbia. Prices are subject to revision.

PRODUCT	Unit	Current Week 18-Sep-20	Previous Week 11-Sep-20	Previous Month's Average Aug-20	Y-T-D Monthly Average 2020	Annual Average 2019	Annual Average 2018
<b>LUMBER</b>							
<b>SPF 2x4</b> RL, KD, #2&Btr, f.o.b. mill	US\$/000 bd ft	\$960	\$960	\$801	\$459	\$372	\$496
<b>SPF Stud</b> 2X4, KD, PET, f.o.b. mill	US\$/000 bd ft	\$900	\$900	\$736	\$417	\$272	\$363
<b>SPF 2x10</b> RL, KD, #2&Btr, f.o.b. mill	US\$/000 bd ft	\$908	\$908	\$764	\$457	\$350	\$458
<b>Cedar 2x4</b> RL, Green, Std & Btr, S4S, f.o.b. mill	US\$/000 bd ft	\$1,600	\$1,600	\$1,529	\$1,447	\$1,386	\$1,396
<b>PANELS</b>							
<b>Plywood</b> CSP, 3/8", del. BC	CDN\$/000 sq ft	\$700	\$660	\$633	\$467	\$423	\$519
<b>OSB</b> 7/16" del. BC	CDN\$/000 sq ft	\$920	\$880	\$793	\$467	\$262	\$437
<b>EXCHANGE RATE</b>	US\$/CDN\$	0.7587	0.7603	0.7426	0.7355	0.7537	0.7724
MONTHLY PRICES	Unit	Previous Month Aug-20	2 Months Ago Jul-20	3 Months Ago Jun-20	Y-T-D Average 2020	Annual Average 2019	Annual Average 2018
<b>NBSK Pulp</b> del. Northern Europe	US\$/tonne	\$835	\$835	\$840	\$838	\$955	\$1,184
<b>Newsprint</b> del. U.S. Eastcoast	US\$/tonne	\$535	\$545	\$555	\$571	\$667	\$669
<b>Hemlock Squares**</b> 4-1/8" Green Squares 13' c&f Japan	US\$/000 bd ft	-	\$764	\$771	\$801	\$891	\$965
<b>Wood Pellets</b> Nordic index, industrial use	Euro/MWh CIF	33.95 €	34.00 €	33.96 €	33.97 €	31.71 €	27.69 €
<b>Softwood Chips</b> Global	US\$/ton	-	\$0.00	-	\$184.98	\$186.64	\$179.19

- Lumber and Panels** - Madison's Lumber Reporter, except the hemlock square\*\* prices. Retrieved from [www.madisonsreport.com](http://www.madisonsreport.com)
- Wood Pellets and Historic Softwood Chips** - FOEX Indexes where yearly prices estimated from quarterly charts. Pellets include cost of insurance and freight (CIF). Retrieved from [www.foex.fi/biomass/](http://www.foex.fi/biomass/)
- NBSK Pulp and Newsprint** - Equity Research Associates. Retrieved from [era-research.com](http://era-research.com)
- Exchange Rate** - Bank of Canada Average of U.S. noon rate for all business days in the week. Retrieved from [www.bankofcanada.ca/rates/exchange/](http://www.bankofcanada.ca/rates/exchange/)
- Hemlock Squares** - Wood Markets Monthly International Report monthly average price, since Jan. 2010. Retrieved from [www.woodmarkets.com](http://www.woodmarkets.com)



**Sources:**

Madison's Lumber Reporter, except FOEX Indexes Ltd (Wood Pellets), ERA (Pulp and Paper), and Wood Markets Monthly International Report (Hemlock Squares). Pulp & Newsprint are yearly average price for 2008-2014.