

Sector Snapshot: B.C. Seafood – 2013

Sector Defined: B.C.'s seafood sector comprises primary production from commercial fishing and aquaculture. Seafood does not include post-farm or post-vessel processing.

- B.C. was the fourth largest producer of cultured Atlantic salmon in the world after Norway, Chile, and the U.K.
- B.C. led the nation in sales of cultured salmon, wild salmon, halibut, rockfish, skate, dogfish, hake, tuna, other wild crabs, farmed clams, oysters & scallops.

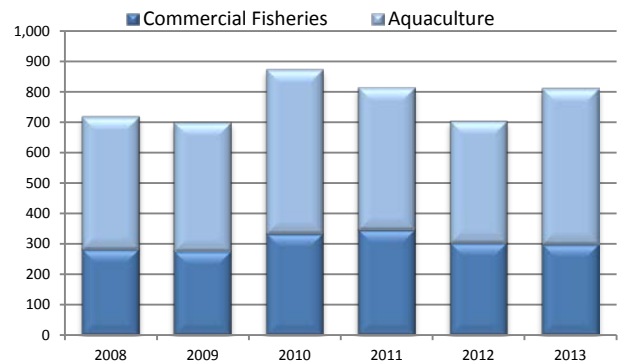
SEAFOOD KEY FACTS

- ❖ **Sales: \$810.5 million**
 - ❖ **GDP: \$238 Million**
 - ❖ **Share of Provincial Total GDP: 0.1%**
 - ❖ **Exports: \$902.6 million**
- Total sales of primary seafood production in B.C. were \$810.5 million in landed and farm-gate value from about 100 species, up 15 per cent in value from 2012.
 - Approximately 2,538 vessels harvested 155,400 tonnes of wild fish, shellfish and marine plants in 2013, up six per cent from 2012. The landed value of commercial capture fisheries decreased by one per cent to \$300.2 million in 2013 compared to 2012.
 - In 2013, 792 aquaculture operations occupied an estimated 8,567 hectares in the ocean and on land to produce 90,400 tonnes of cultured fish, shellfish and marine plants.
 - In 2013, cultured seafood production increased three per cent over 2012, while landed values rose 27 per cent to \$510 million.
 - The top 10 commodities in terms of sales in B.C. in 2013 were cultured Atlantic salmon, cultured Pacific salmon, halibut, geoduck clams, crabs, prawns, tuna, rockfish, hake and sablefish.
 - Total estimated GDP for seafood amounted to \$238 million and accounted for 0.1 per cent of B.C.'s total GDP.

SEAFOOD PRODUCTS EXPORT PROFILE

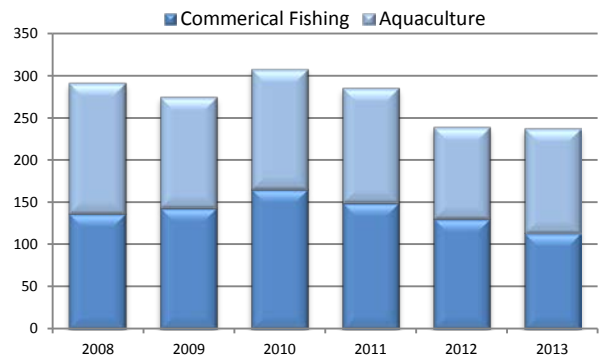
- Seafood products include primary production products and post-farm and post-vessel processed products.
- In 2013, B.C. exported \$903 million in seafood products to 62 markets, an increase of four per cent in value from 2012.
- Top Five Export Markets: United States (52 per cent), China (18 per cent), Japan (12 per cent), Hong Kong (5 per cent), and the Ukraine (3 per cent).
- The fastest growing markets of the top 10 export markets in 2013 were Germany (41 per cent), Taiwan (37 per cent) and China (35 per cent).
- Top Five Exports: \$267 million in cultured Atlantic salmon; \$91 million in crabs; \$62 million in hake; \$48 million in geoduck clams; and \$46 million in shrimp & prawns.

B.C. Aquaculture & Commercial Fisheries Sales (\$ Millions)



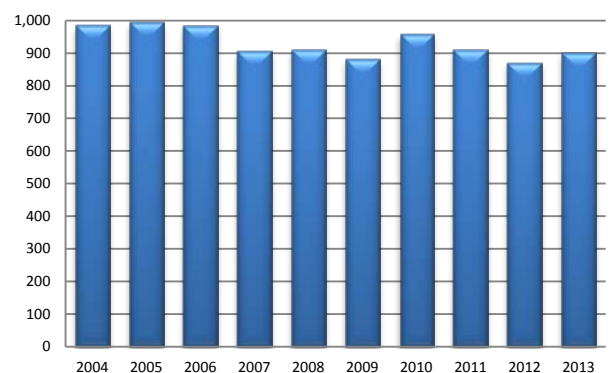
Source: B.C. Ministry of Agriculture. Seafood Year in Review

B.C. Aquaculture and Commercial Fisheries GDP



Source: B.C. Stats

B.C. Seafood Exports (\$ Millions)



Source: Statistics Canada, CATSNET Analytics