

# Sector Snapshot: B.C. Agrifoods - 2013

**Sector Defined: B.C.'s agrifoods industry includes primary production in agriculture, aquaculture and commercial fisheries, and processing of food and beverages.**

- Over 200 primary agriculture products and about 100 species of fish, shellfish and marine plants are produced in B.C.
- The food and beverage processing industry is comprised of more than 1,500 small and medium-sized firms and is the largest manufacturing industry in the province.

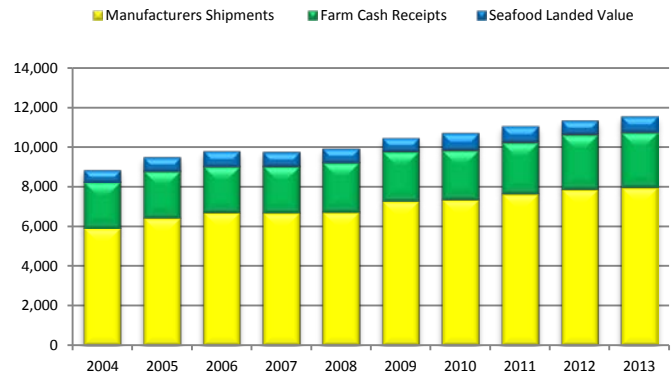
## AGRIFOODS KEY FACTS

- ❖ **Sales: \$11.6 billion**
  - ❖ **GDP: \$3.8 billion**
  - ❖ **Share of Provincial Total GDP: 1.9%**
  - ❖ **Exports: \$2.7 billion**
- Total sales of B.C. agrifoods at \$11.6 billion are up two per cent over 2012.
  - Total sales include \$2.8 billion agriculture + \$0.8 billion seafood + \$8.0 billion in manufacturers' shipments.
  - Growth in sales occurred in the combined aquaculture and commercial fishing sector (up 15 per cent), the food and beverage manufacturing sector (up one per cent) and the primary agriculture sector (up 0.6 per cent) in 2013 over 2012.
  - Total estimated agrifoods GDP, at \$3.8 billion, fell 1.2 per cent over 2012.
  - B.C.'s agrifoods sector accounts for 1.9 per cent of B.C.'s total GDP which was \$196.5 billion in 2013.

## AGRIFOODS PRODUCTS EXPORT PROFILE

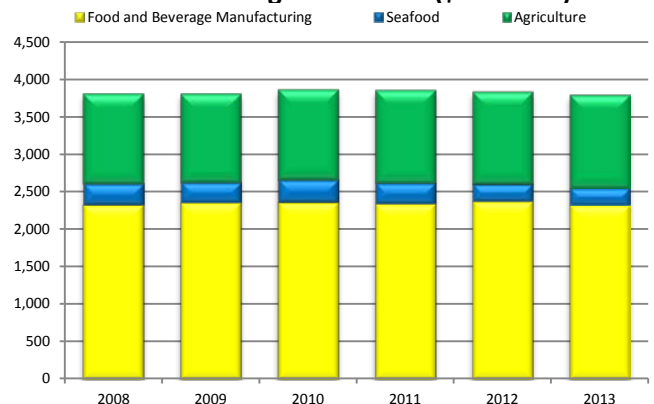
- B.C. exported \$2.7 billion in agrifoods products to more than 140 markets in 2013. Total agrifoods exports were up over eight per cent over 2012.
- This growth in exports was due to an 11 per cent increase in the value of B.C.'s agriculture product exports and a four per cent increase, in the value of seafood exports.
- Top Five Export Markets: U.S. (68 per cent), China (nine per cent), Japan (six per cent), Hong Kong (three per cent) and Taiwan (two per cent).
- Agriculture product shipments contributed 66 per cent and seafood product shipments contributed 34 per cent to the total value of provincial agrifoods exports in 2013.
- The fastest growing of the top 10 export markets in 2013 were Bangladesh (1,816 per cent), the Philippines (42 per cent) and China (38 per cent).
- Top Five Exports: \$267 million in cultured Atlantic salmon; \$190 million in food preparations for manufacturing; \$155 million in blueberries; \$102 million in baked goods; and \$91 million in crab.

## Total B.C. Agrifoods Sales (\$ Millions)



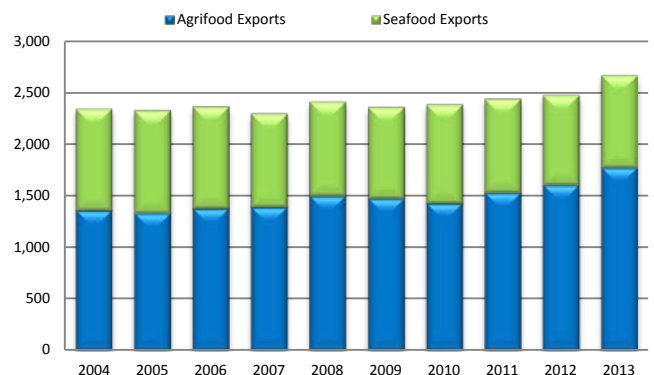
Source: Statistics Canada, Tables 002-000 and 304-0015, CANSIM database; and B.C. Ministry of Agriculture, Seafood Year in Review

## Total B.C. Agrifoods GDP (\$ Millions)



Source: Statistics Canada, Table 379-0030, Cansim Database and B.C. Stats

## B.C. Agrifoods Exports (\$ Millions)



Source: Statistics Canada, CATSNET Analytics