

Sector Snapshot: B.C. Agrifood & Seafood - 2014

Sector Defined: B.C.'s agrifood & seafood industry includes primary production in agriculture, aquaculture and commercial fisheries, and processing of food and beverages.

- Over 200 primary agriculture products and about 100 species of fish, shellfish and marine plants are produced in B.C.
- The food and beverage processing industry is comprised of more than 1,800 firms and is one of the largest manufacturing sectors in the province.

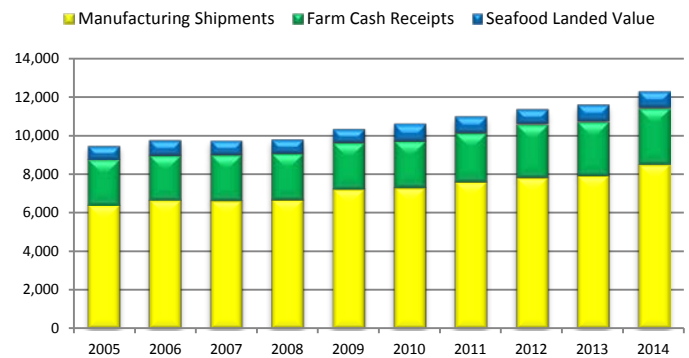
AGRIFOOD & SEAFOOD KEY FACTS

- ❖ **Sales: \$12.3 billion**
- ❖ **GDP: \$3.8 billion**
- ❖ **Share of Provincial Total GDP: 1.8%**
- ❖ **Exports: \$3.0 billion**
- Total sales of B.C. Agrifood & Seafood at \$12.3 billion are up 5.9 per cent over 2013.
- Total sales include \$2.9 billion agriculture + \$0.8 billion seafood + \$8.5 billion in manufacturers' shipments.
- Growth in sales occurred in the food and beverage manufacturing sector (up 7.2 per cent) and the primary agriculture sector (up 4.6 per cent), while the combined aquaculture and commercial fishing sector fell by 2.4 per cent in 2014 over 2013.
- Total estimated agrifood and seafood GDP, at \$3.8 billion, rose 2.4 per cent over 2013.
- B.C.'s agrifood and seafood sector accounts for 1.8 per cent of B.C.'s total GDP which was \$203.3 billion in 2014.

AGRIFOOD & SEAFOOD PRODUCTS EXPORT PROFILE

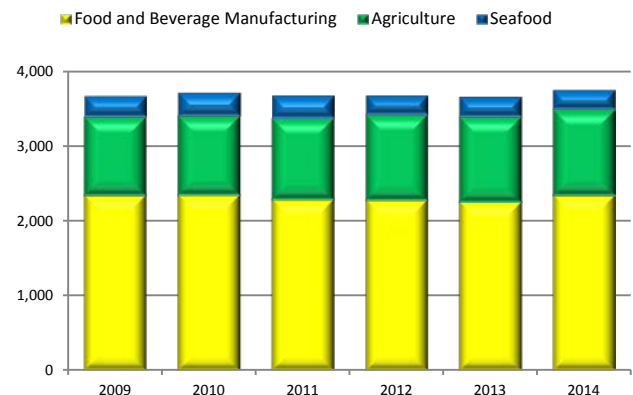
- B.C. exported a record \$3 billion in agrifood & seafood products to 150 markets in 2014. Total agrifood and seafood exports were up 11 per cent over 2013.
- This growth in exports was due to an 11 per cent increase in the value of B.C.'s agrifood product exports and a 10 per cent increase in the value of seafood exports.
- Top Five Export Markets: U.S. (69 per cent), China (9 per cent), Japan (7 per cent), Hong Kong (2 per cent) and Taiwan (2 per cent).
- Agrifood shipments contributed 67 per cent and seafood shipments contributed 33 per cent to the total value of provincial agrifood & seafood exports in 2014.
- The fastest growing of the top 10 export markets in 2014 were Vietnam (113.2 per cent), the United Kingdom (22.5 per cent) and Australia (22.2 per cent).
- Top Five Exports: \$255 million in cultured Atlantic salmon; \$234.6 million in food preparations for manufacturing; \$168.6 million in blueberries; \$121.7 million in baked goods; and \$102 million in crab.

Total B.C. Agrifood & Seafood Sales (\$ Millions)



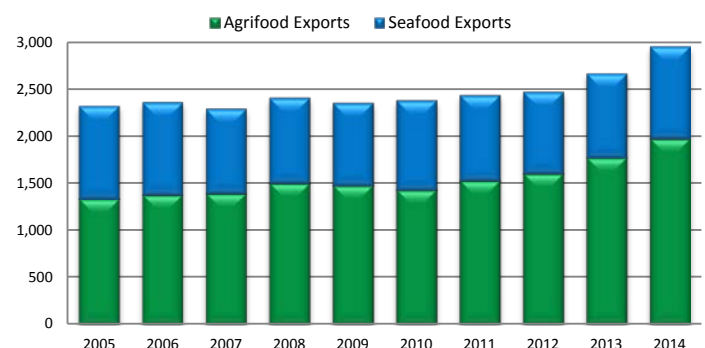
Source: Statistics Canada, Tables 002-000 and 304-0015, CANSIM database; and B.C. Ministry of Agriculture, Seafood Year in Review

B.C. Agrifood & Seafood GDP (\$ Millions)



Source: Statistics Canada, Table 379-0030, Cansim Database and B.C. Stats

B.C. Agrifood & Seafood Exports (\$ Millions)



Source: Statistics Canada, CATSNET Analytics