

Sector Snapshot: B.C. Agriculture - 2014

Sector Defined: B.C.'s agriculture sector comprises primary production from farmers, growers and ranchers.

Agriculture does not include post-farm processing, commercial fishing or aquaculture.

➤ In 2014, B.C. producers led the nation in sales of blueberries, cranberries, sweet cherries, raspberries, and apricots.

AGRICULTURE KEY FACTS

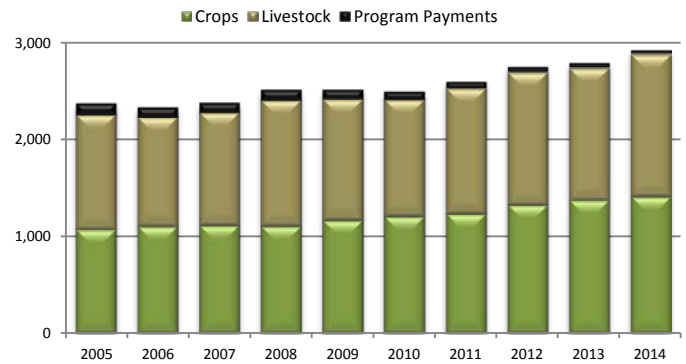
- ❖ **Farm Cash Receipts (FCR): \$2.9 billion**
- ❖ **GDP: \$1.2 billion**
- ❖ **Share of Provincial Total GDP: 0.6%**
- ❖ **Exports: \$2.0 billion**

- Primary agriculture in B.C. generated \$2.9 billion in FCR up 4.6 per cent over 2013.
- Approximately 20,000 farms utilized 2.6 million hectares - less than 3 per cent of the provincial land base – to produce more than 200 agriculture products.
- Top 10 commodities in terms of FCR in B.C. in 2014: dairy products, chickens, beef, floriculture, nursery, greenhouse peppers, greenhouse tomatoes, eggs, mushrooms and blueberries.
- B.C. FCR ranked second in the nation for: floriculture products, nursery products, greenhouse peppers, greenhouse tomatoes, mushrooms, greenhouse cucumbers, grapes, lettuce, peaches, garlic, pears, Brussels sprouts, plums/prunes, nectarines, parsley, squash/zucchini and spinach.
- Total estimated GDP for crop and animal production (excluding aquaculture) plus support activities for crop and animal production amounted to \$1.2 billion and accounted for 0.6 per cent of B.C.'s total GDP.

AGRIFOOD PRODUCTS EXPORT PROFILE

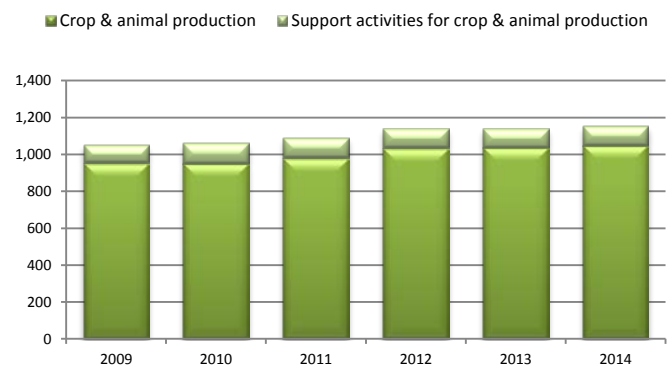
- Agrifood products include primary production products & post-farm processed products.
- B.C. exported \$2.0 billion worth of agriculture products to more than 144 markets in 2014, an increase in value of 11 per cent over 2013.
- Top Five Export Markets: U.S. (76 per cent), Japan (5 per cent), China (4 per cent), Taiwan (2 per cent) and Hong Kong (2 per cent).
- The fastest growing markets of the top 10 export markets in 2014 were Malaysia (81.1 per cent), Japan (31.8), South Korea (27.4 per cent), China (20 per cent), and Australia (18.8 per cent).
- Top Five Exports: \$235 million in food preparations for manufacturing; \$169 million in blueberries; \$122 million in baked goods; \$91.4 million in chocolate & cocoa preparations and \$88.1 million in mushrooms.

B.C. Agriculture Sales (\$ Millions)



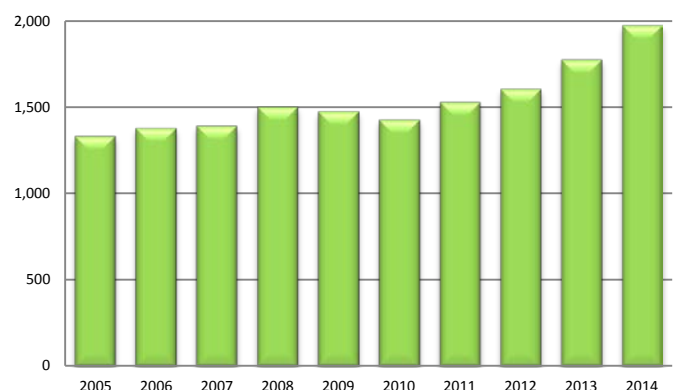
Source: Statistics Canada. Tables 002-000, CANSIM database

B.C. Agriculture GDP (\$ Millions)



Source: Statistics Canada, Table 379-0030, Cansim Database

B.C. Agrifood Exports (\$ Millions)



Source: Statistics Canada, CATSNET Analytics