

Sector Snapshot: B.C. Agriculture - 2013

Sector Defined: B.C.'s agriculture sector comprises primary production from farmers, growers and ranchers. Agriculture does not include post-farm processing, commercial fishing or aquaculture.

- In 2013, B.C. producers led the nation in sales of blueberries, cranberries, sweet cherries, raspberries, garlic, apricots and leeks.

AGRICULTURE KEY FACTS

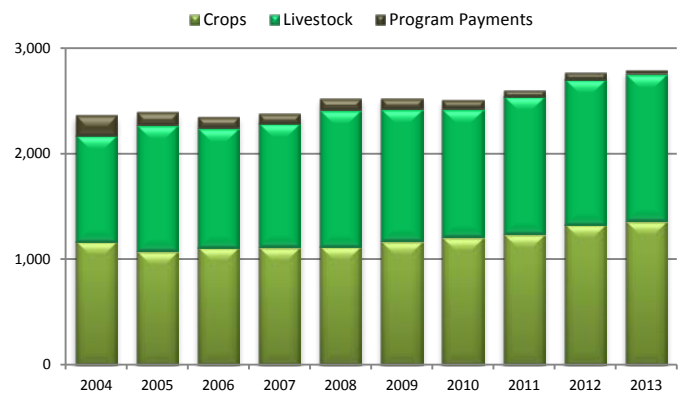
- ❖ **Farm Cash Receipts (FCR): \$2.8 billion**
- ❖ **GDP: \$1.2 billion**
- ❖ **Share of Provincial Total GDP: 0.6%**
- ❖ **Exports: \$1.8 billion**

- Primary agriculture in B.C. generated \$2.8 billion in FCR up 1 per cent over 2012.
- Approximately 20,000 farms utilized 2.6 million hectares - less than three per cent of the provincial land base – to produce more than 200 agriculture products.
- Top 10 commodities in terms of FCR in B.C. in 2013: dairy products, chickens, eggs, floriculture, beef, nursery, greenhouse peppers, greenhouse tomatoes, mushrooms and blueberries.
- B.C. ranked second in FCR in: grapes, lettuce, peaches, pumpkins, pears, Brussels sprouts, plums/prunes, nectarines, spinach, mushrooms, greenhouse tomatoes, greenhouse peppers, greenhouse cucumbers, floriculture products and nursery products.
- Total estimated GDP for crop and animal production (excluding aquaculture) plus support activities for crop and animal production amounted to \$1.2 billion and accounted for 0.6 per cent of B.C.'s total GDP.

AGRICULTURE PRODUCTS EXPORT PROFILE

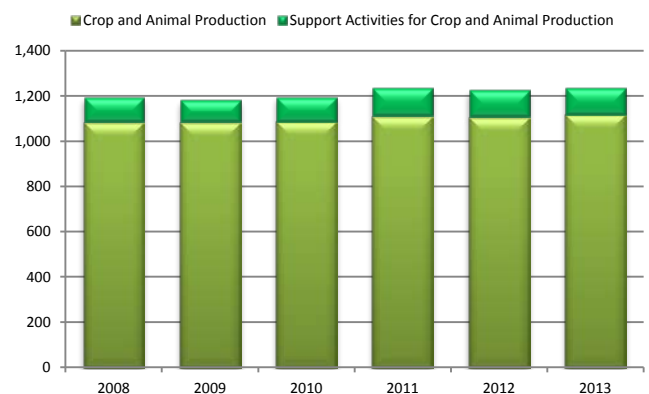
- Agriculture export products include primary production products & post-farm processed products.
- B.C. exported \$1.8 billion worth of agriculture products to more than 140 markets in 2013, an increase in value of 11 per cent over 2012.
- Top Five Export Markets: U.S. (76 per cent), China (four per cent), Japan (four per cent), Taiwan (two per cent) and Hong Kong (two per cent).
- The fastest growing markets of the top 10 export markets in 2012 were Bangladesh (1,816 per cent), South Africa (183 per cent) and China (45 per cent).
- Top Five Exports: \$190 million in food preparations for manufacturing; \$154 million in blueberries; \$102 million in baked goods; \$89 million in pork products; and \$80 million in chocolate and cocoa preparations.

B.C. Agriculture Sales (\$ Million)



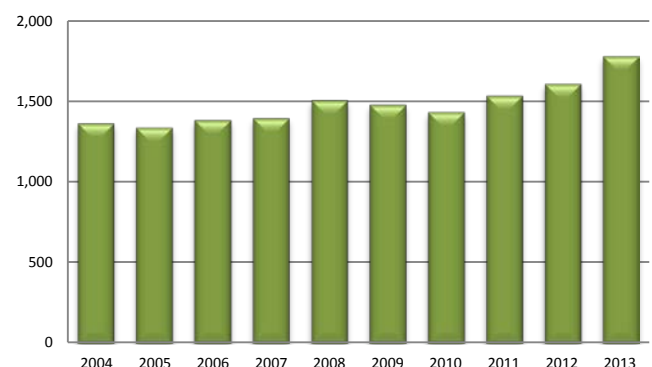
Source: Statistics Canada. Tables 002-000, CANSIM database.

B.C. Agriculture GDP (\$ Millions)



Source: Statistics Canada, Table 379-0030, Cansim Database

B.C. Agrifood Exports (\$ Millions)



Source: Statistics Canada, CATSNET Analytics