

Consolidated Financial Statements of

CAPILANO UNIVERSITY

Year ended March 31, 2015


STATEMENT OF MANAGEMENT RESPONSIBILITY

Management is responsible for the preparation of the annual financial statements, and has prepared the accompanying consolidated financial statements for the year ended March 31, 2015 in accordance with the financial reporting provisions of Section 23.1 of the Budget Transparency and Accountability Act of the Province of British Columbia. This responsibility includes selecting appropriate accounting principles and methods, and making decisions affecting the measurement of transactions in which judgment is required.

In discharging its responsibility for the integrity and fairness of the consolidated financial statements, management designs and maintains the necessary accounting systems and related internal controls to provide reasonable assurance that assets are safeguarded and that the financial records provide a reliable basis for the preparation of the financial statements.

The Board of Governors of the University carries out its responsibility for review of the consolidated financial statements. The Audit Committee of the Board meets with management and the external auditors to discuss the results of audit examinations and financial reporting matters.

These consolidated financial statements have been reported on by KPMG LLP, the University's external auditors appointed by the Board of Governors. The external auditors have full access to the Board with and without the presence of management.



Dr. Kris Bulcroft, President



Cindy Turner, Vice-President, Finance & Administration

JUN 10 2015



KPMG LLP
Chartered Accountants
Metrotower II
Suite 2400 - 4720 Kingsway
Burnaby BC V5H 4N2

Telephone (604) 527-3600
Fax (604) 527-3636
Internet www.kpmg.ca

INDEPENDENT AUDITORS' REPORT

To the Board of Governors of Capilano University, and
To the Minister of Advanced Education

We have audited the accompanying consolidated financial statements of Capilano University, which comprise the consolidated statement of financial position as at March 31, 2015, the consolidated statements of operations and accumulated surplus, changes in net debt, cash flows and remeasurement gains and losses for the year then ended, and notes, comprising a summary of significant accounting policies and other explanatory information.

Management's Responsibility for the Consolidated Financial Statements

Management is responsible for the preparation of these consolidated financial statements in accordance with the financial reporting provisions of Section 23.1 of the Budget Transparency and Accountability Act of the Province of British Columbia, and for such internal control as management determines is necessary to enable the preparation of consolidated financial statements that are free from material misstatement, whether due to fraud or error.

Auditors' Responsibility

Our responsibility is to express an opinion on these consolidated financial statements based on our audit. We conducted our audit in accordance with Canadian generally accepted auditing standards. Those standards require that we comply with ethical requirements and plan and perform the audit to obtain reasonable assurance about whether the consolidated financial statements are free from material misstatement.

An audit involves performing procedures to obtain audit evidence about the amounts and disclosures in the consolidated financial statements. The procedures selected depend on our judgment, including the assessment of the risks of material misstatement of the consolidated financial statements, whether due to fraud or error. In making those risk assessments, we consider internal control relevant to the entity's preparation of the consolidated financial statements in order to design audit procedures that are appropriate in the circumstances, but not for the purpose of expressing an opinion on the effectiveness of the entity's internal control. An audit also includes evaluating the appropriateness of accounting policies used and the reasonableness of accounting estimates made by management, as well as evaluating the overall presentation of the consolidated financial statements.

We believe that the audit evidence we have obtained in our audit is sufficient and appropriate to provide a basis for our audit opinion.



Opinion

In our opinion, the consolidated financial statements of Capilano University as at March 31, 2015 and for the year then ended are prepared, in all material respects, in accordance with the financial reporting provisions of Section 23.1 of the Budget Transparency and Accountability Act of the Province of British Columbia.

Emphasis of Matter

Without modifying our opinion, we draw attention to Note 3(a) to the consolidated financial statements which describe the basis of accounting and the significant differences between such basis of accounting and Canadian public sector accounting standards.

KPMG LLP

Chartered Accountants

June 10, 2015
Burnaby, Canada

CAPILANO UNIVERSITY


Consolidated Statement of Financial Position


March 31, 2015, with comparative information for 2014

	2015	2014
Financial assets		
Cash and cash equivalents	\$ 14,928,191	\$ 20,020,653
Investments (note 4)	34,236,175	23,236,777
Accounts receivable (note 5)	2,027,205	2,263,417
Inventories	649,407	593,406
	<u>51,840,978</u>	<u>46,114,253</u>
Liabilities		
Accounts payable and accrued liabilities (note 6)	13,114,121	13,704,575
Employee future benefits (note 7(b))	1,234,100	1,353,300
Deferred revenue and contributions (note 8)	10,569,068	10,152,819
Deferred capital contributions (note 9)	56,243,345	58,531,075
	<u>81,160,634</u>	<u>83,741,769</u>
Net debt	(29,319,656)	(37,627,516)
Non-financial assets		
Endowment investments	7,200,195	7,197,115
Tangible capital assets (note 10)	83,132,863	86,772,320
Prepaid expenses	571,463	563,150
	<u>90,904,521</u>	<u>94,532,585</u>
Contractual obligations (note 11)		
Contingent liabilities (note 12)		
Accumulated surplus	<u>\$ 61,584,865</u>	<u>\$ 56,905,069</u>
Accumulated surplus is comprised of:		
Accumulated surplus	\$ 58,034,279	\$ 56,284,825
Accumulated remeasurement gains	3,550,586	620,244
	<u>\$ 61,584,865</u>	<u>\$ 56,905,069</u>

See accompanying notes to consolidated financial statements.

Approved on behalf of the Board:


Shelley McDade
Chair, Board of Governors


~~Blair Simonite~~ Soan Kim
Chair, Audit Committee

CAPILANO UNIVERSITY

Consolidated Statement of Operations and Accumulated Surplus

Year ended March 31, 2015, with comparative information for 2014

	2015 Budget (note 15)	2015	2014
Revenue:			
Province of British Columbia (note 8(a))	\$ 38,935,659	\$ 39,436,369	\$ 41,804,669
Tuition fees	35,762,381	34,319,363	33,288,118
Project and other revenue	4,176,617	4,559,612	4,273,827
Amortization of deferred capital contributions (note 9)	3,628,920	3,956,589	4,419,633
Sales of goods	2,649,903	2,728,509	2,818,269
Parking, childcare and theatre	1,806,454	1,965,367	1,858,368
Donations and gifts-in-kind	775,000	449,179	511,116
Investment income	1,441,500	1,423,071	3,099,999
	<u>89,176,434</u>	<u>88,838,059</u>	<u>92,073,999</u>
Expenses:			
Instruction and student support	52,868,060	53,504,458	56,751,852
Facilities and institutional support	31,395,613	29,420,525	29,317,351
Ancillary	4,912,761	4,675,255	4,667,819
	<u>89,176,434</u>	<u>87,600,238</u>	<u>90,737,022</u>
Annual operating surplus	-	1,237,821	1,336,977
Endowment donations received	-	511,633	194,796
Annual surplus	-	1,749,454	1,531,773
Accumulated surplus, beginning of year		56,284,825	54,753,052
Accumulated surplus, end of year	\$ -	\$ 58,034,279	\$ 56,284,825

See accompanying notes to consolidated financial statements.

CAPILANO UNIVERSITY

Consolidated Statement of Changes in Net Debt

Year ended March 31, 2015, with comparative information for 2014

	2015 Budget (note 14)	2015 Total	2014 Total
Annual surplus	\$ -	\$ 1,749,454	\$ 1,531,773
Acquisition of tangible capital assets	(4,364,827)	(3,867,303)	(2,987,938)
Net (gain) loss on disposal of tangible capital assets	-	-	19,757
Amortization of tangible capital assets	7,088,148	7,506,760	7,610,682
	2,723,321	3,639,457	4,642,501
Acquisition of prepaid expense	-	(464,989)	(547,150)
Use of prepaid expense	-	456,676	416,784
	-	(8,313)	(130,366)
Remeasurement gains (losses)	-	2,930,342	(141,846)
Change in endowment investments	-	(3,080)	(570,788)
Decrease in net debt	2,723,321	8,307,860	5,331,274
Net debt, beginning of year	(37,627,516)	(37,627,516)	(42,958,790)
Net debt, end of year	\$ (34,904,195)	\$ (29,319,656)	\$ (37,627,516)

See accompanying notes to consolidated financial statements.

CAPILANO UNIVERSITY

Consolidated Statement of Cash Flows

Year ended March 31, 2015, with comparative information for 2014

	2015	2014
Cash provided by (used in):		
Operations:		
Annual surplus	\$ 1,749,454	\$ 1,531,773
Items not involving cash:		
Amortization of tangible capital assets	7,506,760	7,610,682
Net (gain) loss on disposal of tangible capital assets	-	19,757
Revenue recognized from deferred capital contributions	(3,956,589)	(4,419,633)
Donated insurance policy	(272,000)	-
Change in non-cash operating working capital:		
Accounts receivable	236,211	1,855,885
Prepaid expenses	(8,313)	(130,366)
Inventories	(56,001)	13,481
Accounts payable and accrued liabilities	(590,455)	145,107
Accrued benefit liability	(119,200)	101,900
Deferred revenue	416,249	1,777,631
	4,906,116	8,506,217
Capital activities:		
Cash used to acquire tangible capital assets	(3,867,303)	(2,987,938)
Deferred financing for capital contributions received	1,668,861	1,158,647
	(2,198,442)	(1,829,291)
Investing activities:		
Disposal (purchase) of investments	(7,800,136)	(1,681,421)
Increase (decrease) in cash and cash equivalents	(5,092,462)	4,995,505
Cash and cash equivalents, beginning of year	20,020,653	15,025,148
Cash and cash equivalents, end of year	\$ 14,928,191	\$ 20,020,653

See accompanying notes to consolidated financial statements.

CAPILANO UNIVERSITY

Consolidated Statement of Remeasurement Gains and Losses

Year ended March 31, 2015, with comparative information for 2014

	2015	2014
Accumulated remeasurement gains, beginning of year	\$ 620,244	\$ 762,090
Unrealized gains attributed to fair value of investments	3,184,639	2,039,263
Amounts reclassified	(254,297)	(2,181,109)
Net remeasurement gains (losses) for the year	2,930,342	(141,846)
Accumulated remeasurement gains, end of year	\$ 3,550,586	\$ 620,244

See accompanying notes to consolidated financial statements.

CAPILANO UNIVERSITY

Notes to Consolidated Financial Statements

Year ended March 31, 2015

1. Purpose of the University:

Capilano University (the "University") is a post secondary educational institution funded by the Provincial Government of British Columbia. The University is incorporated under the amended University Act (Bill 34 was enacted on September 1, 2008). The University is a special purpose teaching university and has regional campuses in the Province of British Columbia in North Vancouver, Squamish and the Sunshine Coast.

The University is a registered charity under the Income Tax Act and is exempt from income tax under Section 149 of the Income Tax Act.

These consolidated financial statements incorporate the financial position and results of operations and accumulated surplus and cash flows of the University and its controlled foundation, the Capilano University Foundation (the "Foundation"). The purpose of the Foundation is to raise funds for student financial assistance, capital needs, and program development at the University. The Foundation is a registered charity under the Income Tax Act and is exempt from income taxes under Section 149 of the Income Tax Act.

2. Adoption of new accounting policy:

On April 1, 2014, the University adopted PS 3260 Liability for Contaminated Sites. The standard was applied on a retroactive basis to April 1, 2013 and did not result in any adjustments to financial liabilities, tangible capital assets or accumulated surplus of the University.

3. Summary of significant accounting policies:

The consolidated financial statements of the University are prepared by management in accordance with the basis of accounting described below. Significant accounting policies of the University are as follows:

(a) Basis of accounting:

The consolidated financial statements have been prepared in accordance with Section 23.1 of the Budget Transparency and Accountability Act of the Province of British Columbia supplemented by Regulations 257/2010 and 198/2011 issued by the Province of British Columbia Treasury Board.

The Budget Transparency and Accountability Act requires that the consolidated financial statements be prepared in accordance with the set of standards and guidelines that comprise generally accepted accounting principles for senior governments in Canada, or if the Treasury Board makes a regulation, the set of standards and guidelines that comprise generally accepted accounting principles for senior governments in Canada as modified by the alternate standard or guideline or part thereof adopted in the regulation.

Regulation 257/2010 requires all tax-payer supported organizations in the Schools, Universities, Colleges and Hospitals sectors to adopt Canadian public sector accounting standards without any PS4200 elections effective their first fiscal year commencing after January 1, 2012.

CAPILANO UNIVERSITY

Notes to Consolidated Financial Statements (continued)

Year ended March 31, 2015

3. Summary of significant accounting policies (continued):

(a) Basis of accounting (continued):

Regulation 198/2011 requires that restricted contributions received or receivable are to be reported as revenue depending on the nature of the restrictions on the use of the funds by the contributors as follows:

- (i) Contributions for the purpose of acquiring or developing a depreciable tangible capital asset or contributions in the form of a depreciable tangible capital asset are recorded and, referred to as deferred capital contributions and recognized in revenue at the same rate that amortization of the related tangible capital asset is recorded. The reduction of the deferred capital contributions and the recognition of the revenue are accounted for in the fiscal period during which the tangible capital asset is used to provide services.
- (ii) Contributions restricted for specific purposes other than those for the acquisition or development of a depreciable tangible capital asset are recorded as deferred contributions and recognized in revenue in the year in which the stipulation or restriction on the contributions have been met.

For British Columbia tax-payer supported organizations, these contributions include government transfers and externally restricted contributions.

The accounting policy requirements under Regulation 198/2011 are significantly different from the requirements of Canadian public sector accounting standards which requires that

- government transfers that do not contain a stipulation that creates a liability, be recognized as revenue by the recipient when approved by the transferor and the eligibility criteria have been met in accordance with public sector accounting standard PS3410; and
- externally restricted contributions be recognized as revenue in the period in which the resources are used for the purpose or purposes specified in accordance with public sector accounting standard PS3100.

As a result, revenue recognized in the consolidated statement of operations and certain related deferred capital contributions would be recorded differently under Canadian Public Sector Accounting Standards.

(b) Cash and cash equivalents:

Cash and cash equivalents include highly liquid investments with a term to maturity of three months or less at the date of purchase.

CAPILANO UNIVERSITY

Notes to Consolidated Financial Statements (continued)

Year ended March 31, 2015

3. Summary of significant accounting policies (continued):

(c) Financial instruments:

Financial instruments are classified into two categories: fair value or amortized cost.

(i) Fair value category: Portfolio instruments that are quoted in an active market and derivative instruments are reflected at fair value as at the reporting date. Sales and purchases of investments are recorded on the trade date. Transaction costs related to the acquisition of investments is recorded as an expense. Unrealized gains and losses on financial assets are recognized in the Statement of Remeasurement Gains and Losses until such time that the financial asset is derecognized due to disposal or impairment. At the time of derecognition, the related realized gains and losses are recognized in the Statement of Operations and Accumulated Surplus and related balances reversed from the Statement of Remeasurement Gains and Losses. Unrealized gains and losses on endowment investments where earnings are restricted as to use are recorded as deferred contributions and recognized in revenue when disposed and when related expenses are incurred.

(ii) Amortized cost category: Investments with specified or determinable maturity dates are measured at amortized cost using the effective interest rate method. Gains and losses are recognized in the Statement of Operations and Accumulated Surplus when the financial asset is derecognized due to disposal or impairment. Sales and purchases of investments are recorded on the trade date. Transaction costs related to the acquisition of investments is included in the cost of the related investments.

Accounts receivable and accounts payable and accrued liabilities are measured at amortized cost using the effective interest rate method. Any gains, losses or interest expense is recorded in the annual surplus depending on the nature of the financial liability that gave rise to the gain, loss or expense. Valuation allowances are made when collection is in doubt.

(d) Inventories:

Inventories held for resale, including books and materials, are recorded at the lower of cost or net realizable value. Cost includes the original purchase cost, plus shipping and applicable duties. Net realizable value is the estimated selling costs less any costs to sell.

CAPILANO UNIVERSITY

Notes to Consolidated Financial Statements (continued)

Year ended March 31, 2015

3. Summary of significant accounting policies (continued):

(e) Non-financial assets:

Non-financial assets are not available to discharge existing liabilities and are held for use in the provision of services. They may have useful lives extending beyond the current year and are not intended for sale in the ordinary course of operations.

(i) Tangible capital assets:

Tangible capital assets are recorded at cost, which includes amounts that are directly attributable to acquisition, construction, development or betterment of the asset. Donated assets are recorded at fair value at the date of donation. In unusual circumstances where fair value cannot be reasonably determined, the tangible capital asset would be recognized at nominal value. Land is not amortized as it is deemed to have a permanent value. The cost, less residual value, of the tangible capital assets, excluding land, is amortized on a basis over their estimated useful lives shown below:

Asset	Rate
Buildings, concrete/steel	40 years
Buildings, wood frame	20 years
Computer equipment	4 years
Furniture, fixtures and equipment	5 years
Library books	10 years
Public works	10 years
Software	3 years
Vehicles	10 years

Assets under construction are not amortized until the asset is available for productive use. Borrowing costs, if any, attributable to the construction of tangible capital assets are capitalized during the construction period.

Tangible capital assets are written down when conditions indicate that they no longer contribute to the University's ability to provide goods and services, or when the value of future economic benefits associated with the tangible capital assets are less than their net book value.

(ii) Leased tangible capital assets:

Leases that transfer substantially all of the benefits and risks incidental to ownership of property are accounted for as leased tangible capital assets. All other leases are accounted for as operating leases and the related payments are charged to expenses as incurred. As at March 31, 2015, the University did not have leased tangible capital assets (2014 - nil).

CAPILANO UNIVERSITY

Notes to Consolidated Financial Statements (continued)

Year ended March 31, 2015

3. Summary of significant accounting policies (continued):

(f) Employee future benefits:

The University and its employees make contributions to the College Pension Plan and Municipal Pension Plan, which are multi-employer joint trusteed plans. These plans are a defined benefit plan, providing a pension on retirement based on the member's age at retirement, length of service and highest earnings averaged over five years. Inflation adjustments are contingent upon available funding. As the assets and liabilities of the plan are not segregated by institution, the plan is accounted for as a defined contribution plan and any contributions of the University to the plan are expensed as incurred.

The University also has a defined benefit plan for employees on long-term disability. The University accrues its obligations under this defined benefit plan as the employees render the services necessary to earn these benefits. The effective date of the most recent valuation is December 31, 2012, and the next required valuation will be as of December 31, 2015. This actuarial valuation has been extrapolated to March 31, 2015.

The University accrues vacation for employees as earned. However, revenue for funding for these is not accrued, as the Province does not provide special funding for vacations and retiring allowances. As the majority of employees are paid salaries, management anticipates that vacation accruals will be reversed when these employees take their standard vacations and that no additional funding will be required above authorized salaries.

(g) Revenue recognition:

Tuition and student fees and sales of goods and services are reported as revenue at the time the services are provided or the products are delivered, and collection is reasonably assured. Fees received prior to the year end where the course is delivered subsequent to the year end are recorded as deferred revenue.

Project revenue and expenses are recognized as the related activities are performed. The zero profit margin method is used when a contract's financial outcome is not reasonably determinable. This method of accounting requires that equal amounts of revenue and expense be recognized until the financial outcome of a contract can be reasonably estimated. Provision for anticipated losses is made in the period in which they become evident.

Unrestricted donations and grants are recorded as revenue when receivable if the amounts can be estimated and collection is reasonably assured. Pledges from donors are recorded as revenue when payment is received by the University or the transfer of property is completed.

CAPILANO UNIVERSITY

Notes to Consolidated Financial Statements (continued)

Year ended March 31, 2015

3. Summary of significant accounting policies (continued):

(g) Revenue recognition (continued):

Restricted donations and grants are reported as revenue depending on the nature of the restrictions on the use of the funds by the contributors as follows:

- (i) Contributions for the purpose of acquiring or developing a depreciable tangible capital asset or in the form of a depreciable tangible capital asset, in each case for use in providing services, are recorded and referred to as deferred capital contributions and recognized in revenue at the same rate that amortization of the tangible capital asset is recorded. The reduction of the deferred capital contributions and the recognition of the revenue are accounted for in the fiscal period during which the tangible capital asset is used to provide services.
- (ii) Contributions restricted for specific purposes other than for those to be held in perpetuity or the acquisition or development of a depreciable tangible capital asset are recorded as deferred contributions and recognized in revenue in the year in which the stipulation or restriction on the contribution have been met.
- (iii) Contributions restricted to be retained in perpetuity, allowing only the investment income earned thereon to be spent are recorded as endowment contributions on the statement of operations and accumulated surplus for the portion to be held in perpetuity and as deferred contributions for the investment income earned thereon.

Investment income includes interest recorded on an accrual basis and dividends recorded as declared, realized gains and losses on the sale of investment and write downs on investments where the loss in value is determined to be other-than-temporary.

(h) Contaminated Sites:

A liability for contaminated sites is recognized when a site is not in productive use and the following criteria are met:

- (i) An environmental standard exists;
- (ii) Contamination exceeds the environmental standards;
- (iii) The University is directly responsible or accepts responsibility;
- (iv) It is expected that future economic benefits will be given up; and
- (v) A reasonable estimate of the amount can be made.

The liability is recognized as management's estimate of the cost of post-remediation including operation, maintenance and monitoring that are an integral part of the remediation strategy for a contaminated site.

CAPILANO UNIVERSITY

Notes to Consolidated Financial Statements (continued)

Year ended March 31, 2015

3. Summary of significant accounting policies (continued):

(i) Use of estimates:

The preparation of the financial statements in accordance with the accounting framework described in Note 3(a) requires management to make estimates and assumptions. These estimates and assumptions affect the reported amounts of assets, liabilities, and related disclosures. Key areas where management has made estimates and assumptions include those related to the useful lives of tangible capital assets, accrued losses on contracts and employee future benefits payable. Where actual results differ from these estimates and assumptions, the impact will be recorded in future periods when the difference becomes known.

4. Financial instruments:

Canadian public sector accounting standards define the fair value of a financial instrument as the amount at which the instrument could be exchanged in a current transaction between willing parties. The University uses the following methods and assumptions to estimate the fair value of each class of financial instruments for which the carrying amounts are included in the Statement of Financial Position under the following captions:

- Cash and cash equivalents, accounts receivable and accounts payables and accrued liabilities - the carrying amounts approximate fair value because of the short maturity of the instruments.

The University's instruments are all considered to be level 1 financial instruments for which the fair value is determined based on quoted prices in active markets. Changes in fair valuation methods or in the availability of market observable inputs may result in a transfer between levels. During the year there were no significant transfers of securities between the different levels.

- (a) Financial assets, non-financial assets and liabilities recorded at fair value are comprised of the following:

	2015	2014
Fixed income investments	\$ 19,586,662	\$ 14,519,609
Canadian equity investments	12,807,420	9,715,432
International equity investments	4,389,877	2,956,632
US equity investments	4,380,411	3,241,729
Cash and short-term investments	-	490
Donated insurance policy	272,000	-
Less: endowment investments	(7,200,195)	(7,197,115)
Investments	\$ 34,236,175	\$ 23,236,777

The University's investment portfolio was established in February 2008 and the Foundation's investment portfolio was established in June 2009.

- (b) Financial assets and liabilities recorded at amortized costs are comprised of accounts receivable and accounts payable and accrued liabilities.

CAPILANO UNIVERSITY

Notes to Consolidated Financial Statements (continued)

Year ended March 31, 2015

5. Due from government and other government organizations:

Included in accounts receivable are the following balances from government organizations:

	2015	2014
Federal government	\$ 244,970	\$ 198,002
Provincial government	69,386	520,215
Other government organizations	101,470	-
	<u>\$ 415,826</u>	<u>\$ 718,217</u>

6. Accounts payable and accrued liabilities:

	2015	2014
Accounts payable and accrued liabilities	\$ 3,037,929	\$ 4,562,034
Salaries and benefits payable	6,708,849	5,902,076
Accrued vacation pay	3,367,343	3,240,465
	<u>\$ 13,114,121</u>	<u>\$ 13,704,575</u>

7. Employee future benefits:

(a) Pension:

The College and its employees contribute to the College Pension Plan and Municipal Pension Plan (the "Plan"), jointly trustee pension plans. The Board of Trustees for these plans represent plan members and employers and are responsible for the management of the pension plan including investment of the assets and administration of benefits. The pension plans are multi-employer contributory pension plans. Basic pension benefits provided are based on a formula. The College Pension Plan has about 13,000 active members from college senior administration and instructional staff and approximately 6,000 retired members. The Municipal Pension Plan has about 179,000 active members, with approximately 5,700 from colleges.

The most recent actuarial valuation for the College Pension Plan as at August 31, 2012 indicated a \$105 million funding deficit for basic pension benefits. The next valuation will be as at August 31, 2015 with results available in 2016. The most recent actuarial valuation for the Municipal Pension Plan as at December 31, 2012 indicated a \$1,370 million funding deficit for basic pension benefits. The next valuation will be as at December 31, 2015 with results available in 2016.

Employers participating in the Plan record their pension expense as the amount of employer contributions made during the fiscal year (defined contribution pension plan accounting). This is because the Plan records accrued liabilities and accrued assets for the Plan in aggregate with the result that there is no consistent and reliable basis for allocating the obligation, assets and cost to individual employers participating in the Plan.

CAPILANO UNIVERSITY

Notes to Consolidated Financial Statements (continued)

Year ended March 31, 2015

7. Employee future benefits (continued):

(a) Pension (continued):

The actuary does not attribute portions of the unfunded liability to individual employers.

The University records pension expense as cash contributions to the plans are made. During the year, the University contributed \$4,413,212 (2014 - \$4,400,781) to the above plans.

(b) Benefits for employees on long-term disability and faculty retirees:

Information about liabilities for the University's employee benefit plans is as follows:

	2015	2014
Balance, beginning of year	\$ 1,408,600	\$ 1,251,400
Initial recognition of faculty retiree benefit obligation	-	205,200
Service Cost	6,800	7,000
Interest Cost	8,100	5,500
Employee Contributions	228,700	169,100
Expected Benefit Payments	(253,400)	(194,800)
Immediate recognition of continuation of benefits for disabled employees	(114,400)	(90,100)
Actuarial Loss/(Gain)	15,800	55,300
Balance, end of year	\$ 1,300,200	\$ 1,408,600

	2015	2014
Accrued benefit obligation	\$ 1,300,200	\$ 1,408,600
Fair value of plan assets	-	-
Funded status – plan deficit	1,300,200	1,408,600
Unamortized actuarial loss	66,100	55,300
Accrued benefit liability	\$ 1,234,100	\$ 1,353,300

As the employee future benefit liability for long-term disability is an event-driven obligation, the expense recorded in the statement of operations is comprised only of the immediate recognition of the liability.

The significant actuarial assumptions adopted in measuring the University accrued benefit obligation are as follows:

	2015	2014
Obligation discount rate	2.85%	3.35%
Extended health trend	7.125%	7.125%
Dental trend	4.5%	4.5%

CAPILANO UNIVERSITY

Notes to Consolidated Financial Statements (continued)

Year ended March 31, 2015

8. Deferred revenue and contributions:

Deferred revenue and contributions consists of deferred tuition fees, deferred government contributions and project and other revenue, deferred restricted donations and deferred restricted investment income as follows:

	2015	2014
Tuition fees	\$ 4,805,995	\$ 4,467,298
Deferred government contributions and project and other revenue (a), (b)	2,293,783	2,940,371
Restricted donations and restricted investment income (c)	3,469,290	2,745,150
	<u>\$ 10,569,068</u>	<u>\$ 10,152,819</u>

(a) Included in deferred government contributions and project and other revenue is the following related to government organizations:

	2015	2014
Provincial contributions:		
Beginning of year	\$ 1,278,012	\$ 1,384,609
Amounts received during the year	2,050,932	4,011,602
Recognized as revenue	(2,155,281)	(4,118,199)
	<u>\$ 1,173,663</u>	<u>\$ 1,278,012</u>

Operating grants from the Province of British Columbia of \$36,712,844 (2014 - \$37,686,470) were immediately recognized as revenue in the statements of operations when received. Amounts recognized as revenue are included in the Province of British Columbia revenue in the statement of operations and accumulated surplus.

(b) Included in deferred government contributions and project and other revenue is the following related to contract revenue:

	2015	2014
Non-provincial contributions:		
Beginning of year	\$ 1,662,357	\$ 1,139,313
Amounts received during the year	4,017,372	4,796,871
Recognized as revenue	(4,559,609)	(4,273,827)
	<u>\$ 1,120,120</u>	<u>\$ 1,662,357</u>

CAPILANO UNIVERSITY

Notes to Consolidated Financial Statements (continued)

Year ended March 31, 2015

8. Deferred revenue and contributions (continued):

(c) Included in restricted donations and restricted investment income is the following related to amounts from non-government organizations:

	2015	2014
Beginning of year	\$ 2,745,150	\$ 1,755,580
Amounts received and earned during the year	1,401,737	1,650,430
Recognized as revenue	(677,597)	(660,860)
	<u>\$ 3,469,290</u>	<u>\$ 2,745,150</u>

9. Deferred capital contributions:

Contributions for capital are referred to as deferred capital contributions. Amounts are recognized into revenue as the liability is extinguished over the useful life of the asset. Treasury Board provided direction on accounting treatment as disclosed in note 2(a). Changes in the deferred capital contributions balance are as follows:

	2015	2014
Balance, beginning of year	\$ 58,531,075	\$ 61,792,061
Contributions received during the year	1,668,859	1,158,647
Revenue recognized from deferred capital contributions	(3,956,589)	(4,419,633)
Balance, end of year	<u>\$ 56,243,345</u>	<u>\$ 58,531,075</u>

Included in the above is the following related to government organizations:

	2015	2014
Provincial contributions:		
Beginning of year	\$ 39,720,193	\$ 42,559,111
Amounts received during the year	668,859	158,648
Recognized as revenue	(2,423,152)	(2,997,566)
	<u>\$ 37,965,900</u>	<u>\$ 39,720,193</u>

	2015	2014
Federal contributions:		
Beginning of year	\$ 16,288,874	\$ 16,952,719
Recognized as revenue	(663,845)	(663,845)
	<u>\$ 15,625,029</u>	<u>\$ 16,288,874</u>

CAPILANO UNIVERSITY

Notes to Consolidated Financial Statements (continued)

Year ended March 31, 2015

9. Deferred capital contributions (continued):

	2015	2014
Other contributions:		
Beginning of year	\$ 2,522,009	\$ 2,280,232
Amounts received during the year	1,000,000	1,000,000
Recognized as revenue	(869,593)	(758,223)
	<u>\$ 2,652,416</u>	<u>\$ 2,522,009</u>

Revenue is recognized as amortization of deferred capital contributions on the statement of operations and accumulated surplus.

10. Tangible capital assets:

Cost	Balance at March 31, 2014	Additions	Disposals	Balance at March 31, 2015
Land	\$ 10,000,370	\$ -	\$ -	\$ 10,000,370
Buildings	115,446,426	-	-	115,446,426
Computer equipment	13,760,848	2,220,221	-	15,981,069
Library books	1,278,585	-	-	1,278,585
Media equipment	253,641	-	-	253,641
Other furniture and equipment	12,706,088	1,394,776	-	14,100,864
Public works	4,148,537	-	-	4,148,537
Software	2,491,720	200,617	-	2,692,337
Vehicles	76,495	51,689	-	128,184
Total	<u>\$ 160,162,710</u>	<u>\$ 3,867,303</u>	<u>\$ -</u>	<u>\$ 164,030,013</u>

Accumulated amortization	Balance at March 31, 2014	Disposals	Amortization expense	Balance at March 31, 2015
Land	\$ -	\$ -	\$ -	\$ -
Buildings	48,694,913	-	3,192,105	51,887,018
Computer equipment	9,995,523	-	1,959,530	11,955,053
Library books	1,205,485	-	33,838	1,239,323
Media equipment	253,641	-	-	253,641
Other furniture and equipment	7,508,273	-	1,853,337	9,361,610
Public works	3,737,252	-	82,577	3,819,829
Software	1,957,011	-	379,632	2,336,644
Vehicles	38,292	-	5,740	44,032
Total	<u>\$ 73,390,390</u>	<u>\$ -</u>	<u>\$ 7,506,760</u>	<u>\$ 80,897,150</u>

CAPILANO UNIVERSITY

Notes to Consolidated Financial Statements (continued)

Year ended March 31, 2015

10. Tangible capital assets (continued):

	Net book value March 31, 2014	Net book value March 31, 2015
Land	\$ 10,000,370	\$ 10,000,370
Buildings	66,751,513	63,559,408
Computer equipment	3,765,325	4,026,016
Library books	73,100	39,262
Media equipment	-	-
Other furniture and equipment	5,197,815	4,739,254
Public works	411,285	328,708
Software	534,709	355,693
Vehicles	38,203	84,152
Total	\$ 86,772,320	\$ 83,132,863

There was no write-down or reversal of a previous write-down of tangible capital assets during the year (2014 - nil).

11. Contractual obligations:

The nature of the University's activities can result in multiyear contracts and obligations whereby the University will be committed to make future payments. Significant contractual obligations related to security and janitorial services that can be reasonably estimated are as follows:

2015	\$ 464,340
2016	464,940
2017	316,040
2018	216,600
2019	150,000

12. Contingent liabilities:

The University may, from time to time, be involved in legal proceedings, claims, and litigation that arise in the normal course of business, in the event that any such claims or litigation are resolved against the University such outcomes or resolutions could have a material effect on the business, financial condition, or results of operations of the University. A reasonable estimate of these future liabilities has been made where possible and is recorded in the financial statements as a liability. Where the outcomes of amounts or losses are uncertain, no amounts have been recorded.

CAPILANO UNIVERSITY

Notes to Consolidated Financial Statements (continued)

Year ended March 31, 2015

13. Financial risk management:

The University has exposure to the following risks from its use of financial instruments: credit risk, market risk and liquidity risk.

The Board of Governors ensures that the University has identified its major risks and ensures that management monitors and controls them.

(a) Credit risk:

Credit risk is the risk of financial loss to the University if a customer or counterparty to a financial instrument fails to meet its contractual obligations. Such risks arise principally from certain financial assets held by the University consisting of cash, investments, accounts receivable and restricted investments. The University assesses these financial assets, on a continuous basis for any amounts that are not collectible or realizable.

(b) Market risk:

Market risk is the risk that changes in market prices, such as interest rates, will affect University's income. The objective of market risk management is to control market risk exposures within acceptable parameters while optimizing the return on risk. The University manages market risk by adoption of an investment policy and adherence to this policy by an investment manager. Investments are in pooled funds in a diversified portfolio in accordance with the University's investment policy.

Interest rate risk is the risk that the fair value of future cash flows of a financial instrument will fluctuate because of changes in the market interest rates.

It is management's opinion that the University is not exposed to significant market or interest rate risk arising from its financial instruments.

(c) Liquidity risk:

Liquidity risk is the risk that the University will not be able to meet its financial obligations as they become due.

The University manages liquidity risk by continually monitoring actual and forecasted cash flows from operations and anticipated investing and financing activities to ensure, as far as possible, that it will always have sufficient liquidity to meet its liabilities when due, under both normal and stressed conditions, without incurring unacceptable losses or risking damage to the University's reputation.

14. Expenses by object:

The following is a summary of expenses by object:

	2015	2014
Amortization of tangible capital assets	\$ 7,506,760	\$ 7,610,682
Buildings and grounds maintenance	5,478,987	4,106,015
Cost of goods sold	1,858,516	2,014,398
Other operating expenses	11,425,037	13,667,310
Salaries and benefits	59,960,709	62,148,556
Student support activities	1,370,229	1,190,061
	<u>\$ 87,600,238</u>	<u>\$ 90,737,022</u>

CAPILANO UNIVERSITY

Notes to Consolidated Financial Statements (continued)

Year ended March 31, 2015

15. Budget figures:

Budget figures have been provided for comparative purposes and have been derived from the consolidated budget approved by the Board of Governors of the University on June 9, 2014. The budget is reflected in the Statement of Operations and Accumulated Surplus and the Statement of Changes in Net Financial Assets and is reconciled to the Statement of Operations as follows:

	Approved budget	Reallocation	Statement of operations
Revenue:			
Grants from the Province of British Columbia	\$ 38,935,659	\$ -	\$ 38,935,659
Amortization of deferred capital contributions	3,628,920	-	3,628,920
Tuition fees	35,762,381	-	35,762,381
Project revenue	4,176,617	-	4,176,617
Investment income	1,441,500	-	1,441,500
Bookstore sales	2,649,903	-	2,649,903
Parking, childcare and theatre	1,806,454	-	1,806,454
Donations and gifts-in-kind	775,000	-	775,000
	89,176,434	-	89,176,434
Expenses by function:			
Instruction and student support	-	52,868,060	52,868,060
Facility and institutional support	-	31,395,613	31,395,613
Ancillary	-	4,912,761	4,912,761
	-	89,176,434	89,176,434
Expenses by object:			
Salaries and benefits	62,639,199	(62,639,199)	-
Other operating expenses	12,001,662	(12,001,662)	-
Building and grounds maintenance	4,203,315	(4,203,315)	-
Cost of goods sold	1,938,507	(1,938,507)	-
Student support activities	1,305,603	(1,305,603)	-
Amortization of tangible capital assets	7,088,148	(7,088,148)	-
	89,176,434	(89,176,434)	-
	\$ -	\$ -	\$ -