

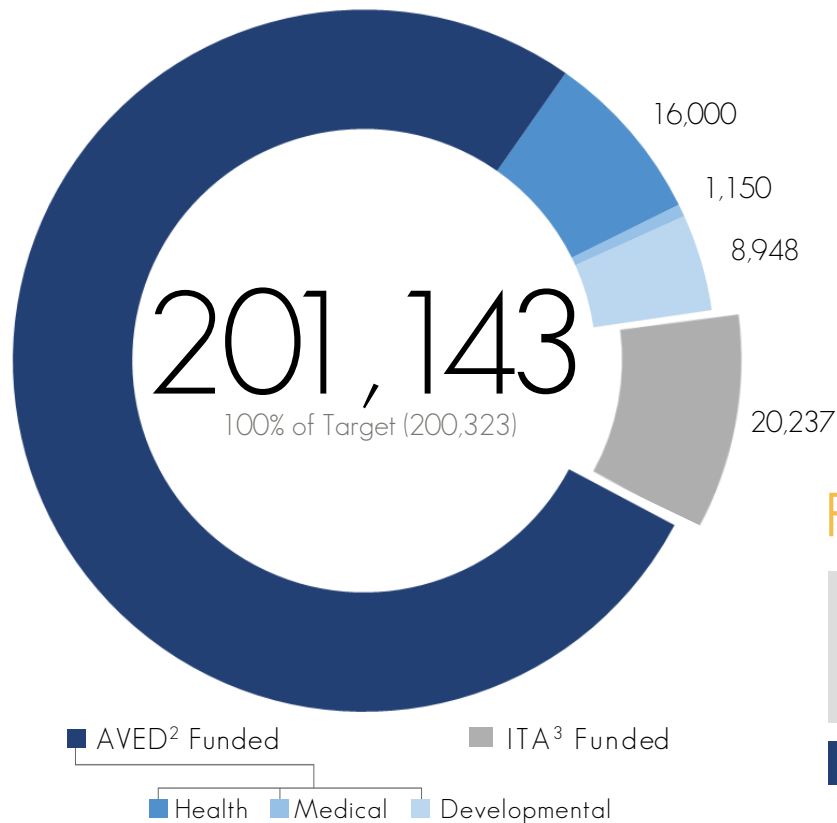
BC Public Post-Secondary System

2015/16 Accountability Framework Highlights¹

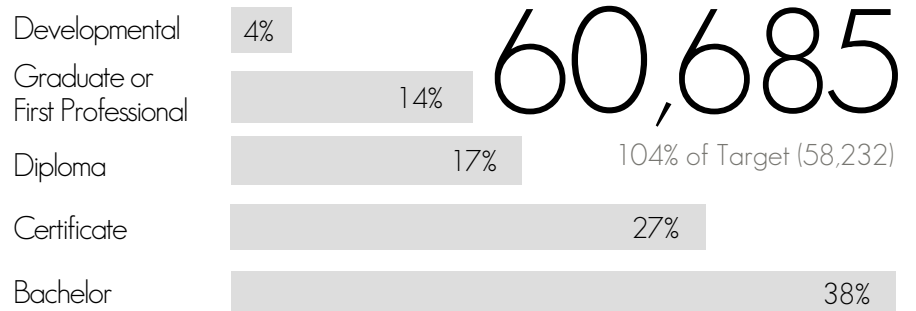
25 INSTITUTIONS • 425,000+ STUDENTS ENROLLED ANNUALLY • 53% FEMALE • 46% 18-24YRS • 11% INTERNATIONAL • 6% ABORIGINAL

CAPACITY

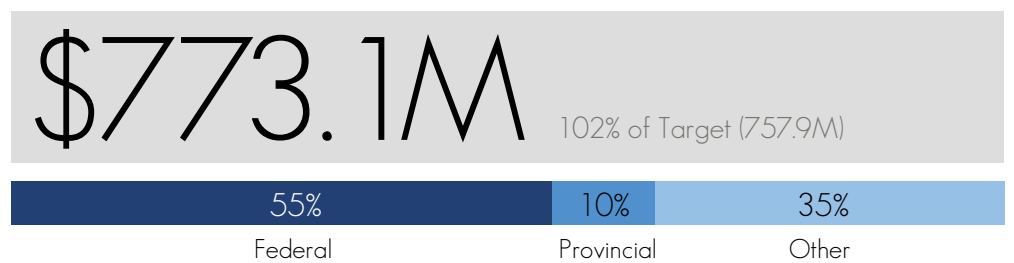
Full-Time Equivalent **STUDENT SPACES**



CREDENTIALS AWARDED (3yr average)

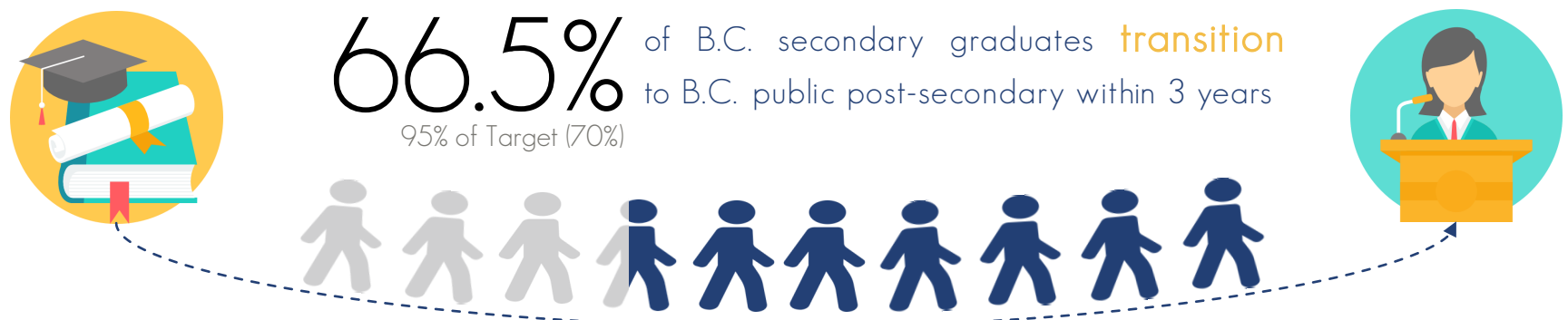


RESEARCH FUNDING



ACCESS

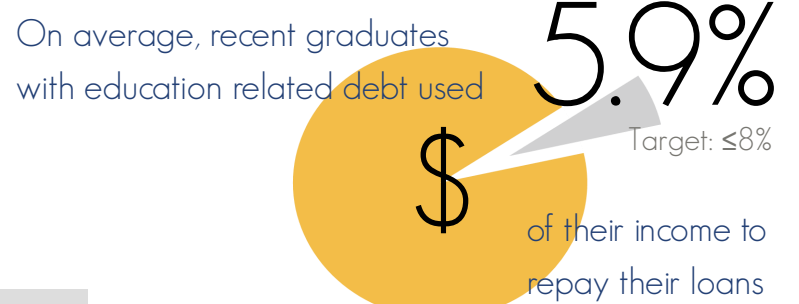
TRANSITION RATE



PARTICIPATION RATE



REPAYMENT RATE



ABORIGINAL STUDENTS filled approximately 6%, or

12,997 full-time equivalent student spaces

83% were funded by the Ministry of Advanced Education and 17% by the ITA

In the same year, there were **3,340 CREDENTIALS AWARDED** to Aboriginal students

Notes:

1. For institutional results please see Institutional Accountability Plans and Reports: www.aved.gov.bc.ca/framework/

2. Ministry of Advanced Education

3. Industry Training Authority

* Pedestrian icons designed by Freepik, Graduation and Lecture icons designed by Popcorn Arts, available from www.flaticon.com



Ministry of Advanced Education

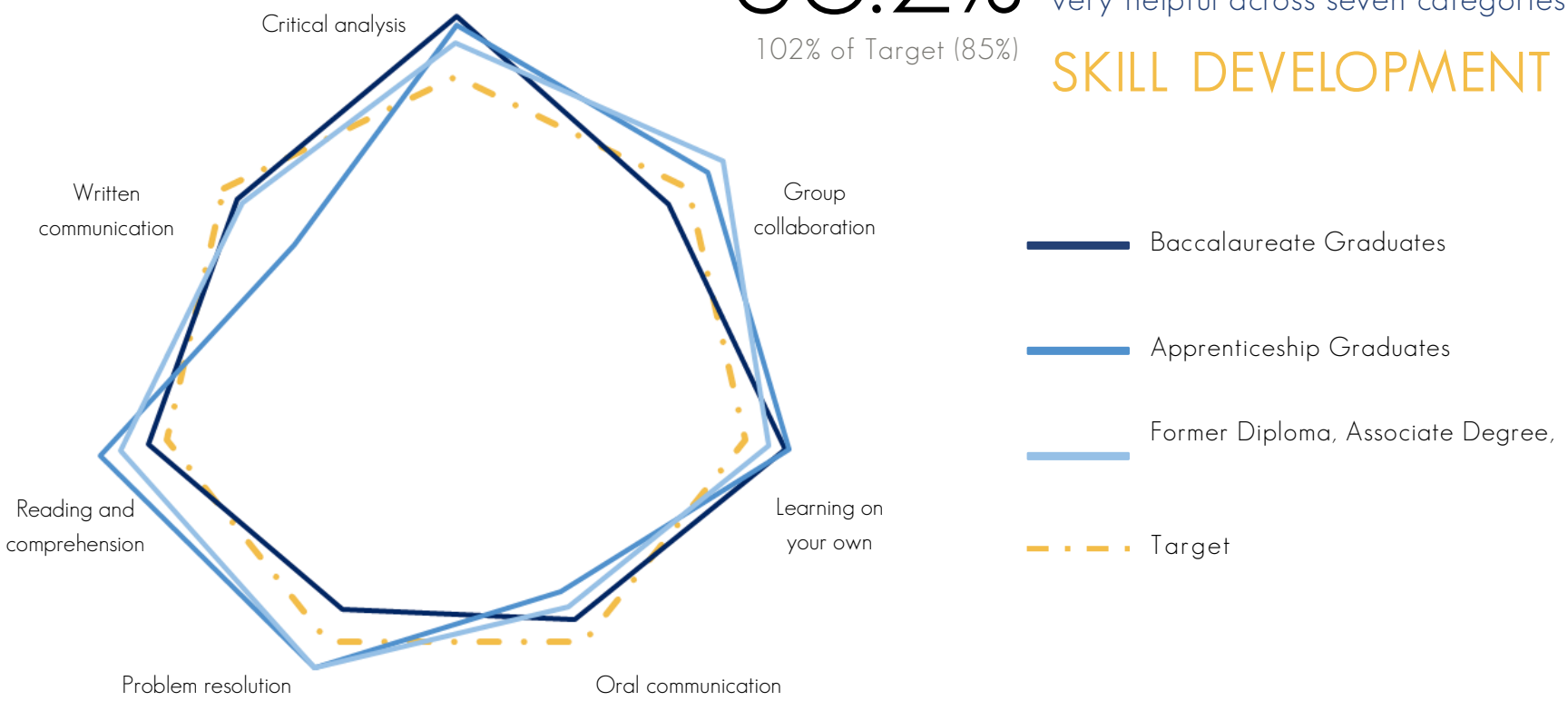
QUALITY

In 2015, BC Student Outcomes surveyed nearly 28,000 former students⁴

92.6% were **SATISFIED** (or very satisfied) **WITH** their **EDUCATION**
103% of Target (90%)

93.8% rated the **QUALITY OF INSTRUCTION** as good or very good
104% of Target (90%)

On average, 86.2% rated their education as helpful or very helpful across seven categories of **SKILL DEVELOPMENT**
102% of Target (85%)



RELEVANCE

UNEMPLOYMENT RATE

8.3% of graduates were unemployed at the time of survey (within two years of graduation), which is 2.1% less than the provincial average for 18-29 year olds with a high school credential or less.
Target: ≤ 10.5%

85.6% of employed graduates believed that the **KNOWLEDGE AND SKILLS** acquired during their education were **USEFUL** (or very useful) **IN PERFORMING** their **JOB**
95% of Target (90%)

EFFICIENCY

YEAR-TO-YEAR RETENTION RATE

80.9% of students returned to public post-secondary studies or were awarded a credential.
108% of Target (75%)

MEDIAN TIME TO COMPLETION

Certificate	2 Years
Diploma/ Associate Degree	3.7 Years
Bachelor's Degree	5 Years
Master's Degree	2.3 Years

Notes:

4. For more detail see: outcomesbcstats.gov.bc.ca/



Ministry of Advanced Education