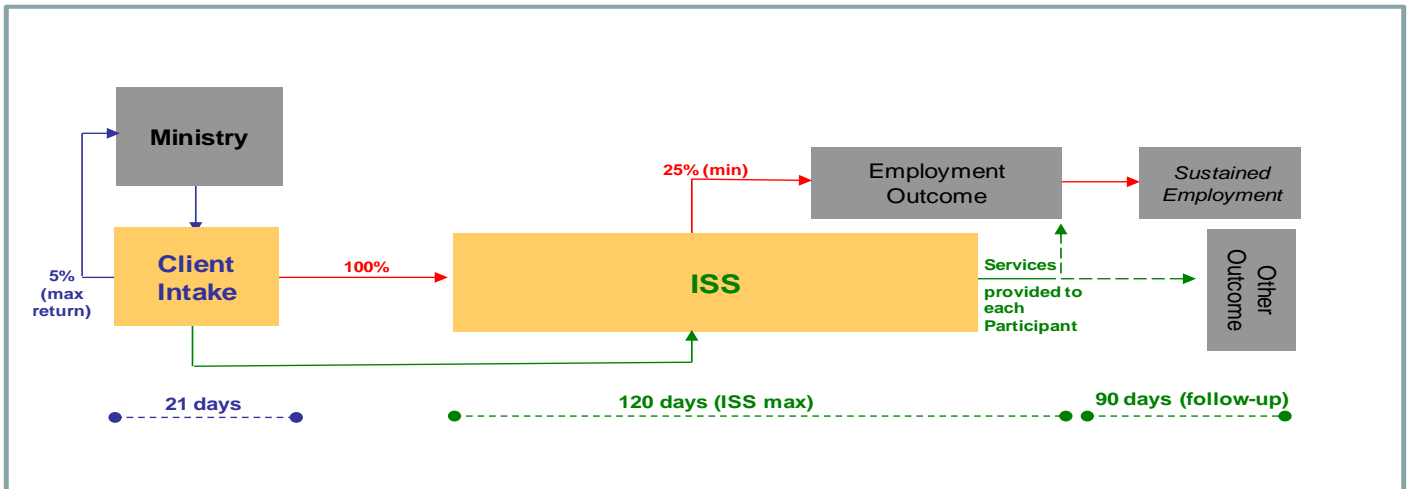


BC Employment Program - Contractor Payment Model

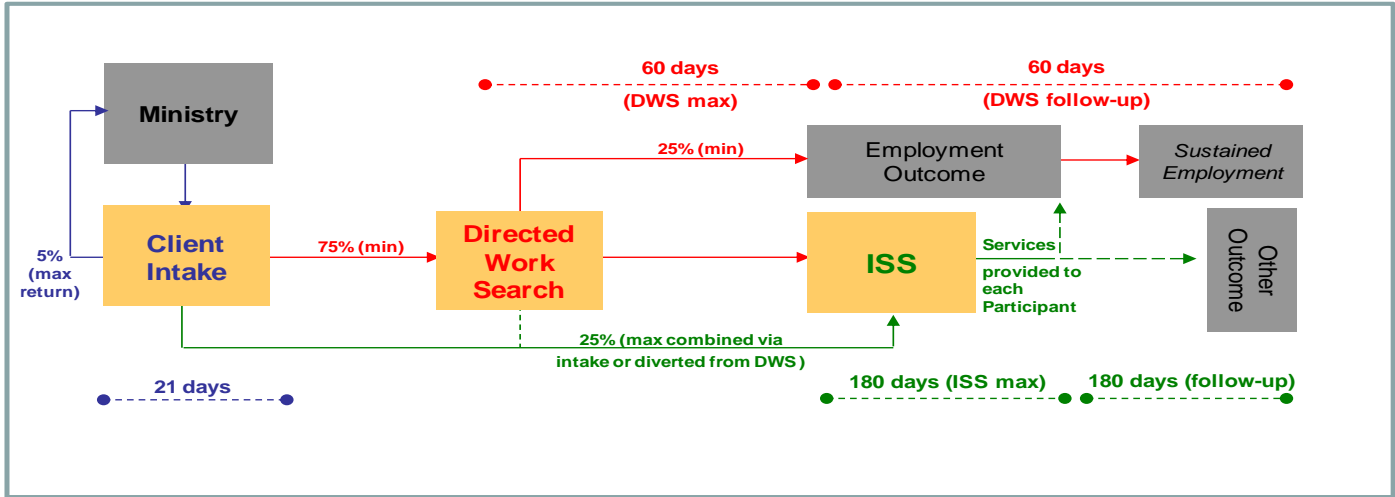
June 3, 2009

BCEP JOB CLUB – PAYMENTS AND SERVICE LEVEL TIMEFRAMES



Client Intake Fee	Individualized Services Fee	Participant Support Reimbursements
<p>Flat Fee</p> <ul style="list-style-type: none"> \$100 for each Client accepted into the BCEP as a Participant or returned to the ministry (no payment for 'no shows') 	<p>Maximum Average Payment</p> <ul style="list-style-type: none"> Fee schedule based on service modules (e.g. Intensive Employment Services, life-skills, employment services, 3 month post-placement follow-ups) Average maximum limit for all modules combined is \$1,400 per Participant (measured in aggregate) 	<p>Maximum Average Payment</p> <ul style="list-style-type: none"> Average maximums (measured in aggregate) for Individualized Services and Supports is \$200 per participant: Reimbursements based on actual costs incurred (for billing purposes,

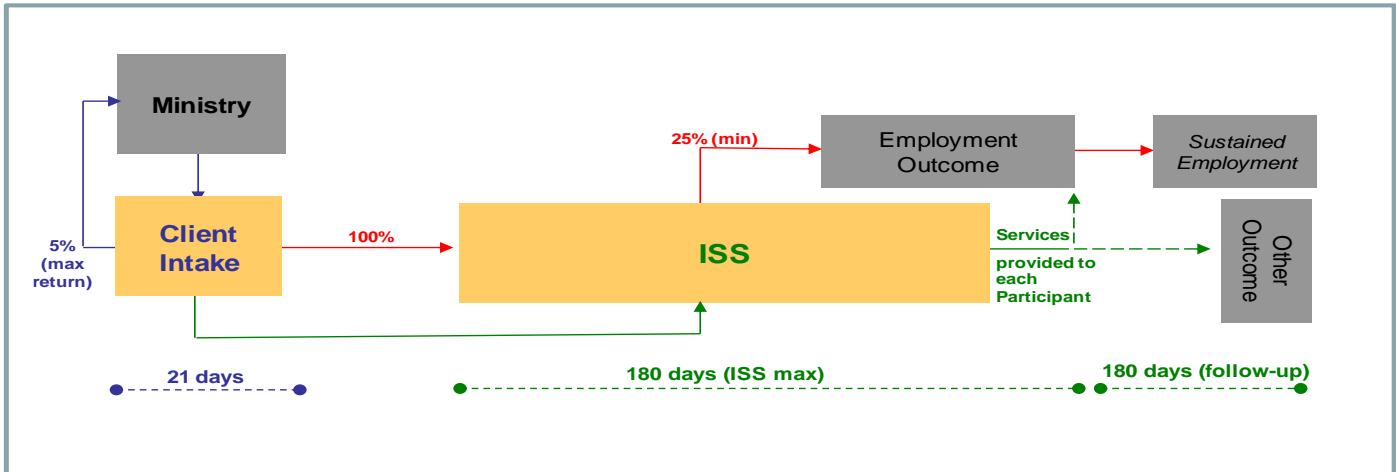
BUNDLE 3 ORIGINAL BCEP – PAYMENTS AND SERVICE LEVEL TIMEFRAMES



Client Intake Fee	Directed Work Search Fee	Individualized Services Fee	Participant Support Reimbursements
<p>Flat Fee</p> <ul style="list-style-type: none"> \$100 for each Client accepted into the BCEP as a Participant or returned to the ministry (no payment for 'no shows') 	<p>Flat Fee</p> <ul style="list-style-type: none"> \$500 per-Participant leaving DWS 	<p>Maximum Average Payment</p> <ul style="list-style-type: none"> Fee schedule based on service modules (e.g. life-skills, pre-employment services, 6 month post-placement follow-ups) Average maximum limit for all modules combined is \$1,600 per Participant (measured in aggregate) 	<p>Maximum Average Payment</p> <ul style="list-style-type: none"> Average maximums (measured in aggregate) for each component is: <ul style="list-style-type: none"> DWS: \$115 per Participant Individualized Services: \$275 per Participant Reimbursements based on actual costs incurred (for billing purposes,

BUNDLE 5 MODIFIED ORIGINAL BCEP – PAYMENTS AND SERVICE LEVEL TIMEFRAMES

MAY 1, 2010



Client Intake Fee	Individualized Services Fee	Participant Support Reimbursements
<p>Flat Fee</p> <ul style="list-style-type: none"> \$100 for each Client accepted into the BCEP as a Participant or returned to the ministry (no payment for 'no shows') 	<p>Maximum Average Payment</p> <ul style="list-style-type: none"> Fee schedule based on service modules (e.g. life-skills, pre-employment services, 6 month post-placement follow-ups) Average maximum limit for all modules combined is \$1,600 per Participant (measured in aggregate) 	<p>Maximum Average Payment</p> <ul style="list-style-type: none"> Average maximums (measured in aggregate) for Individualized Services is \$275 per Participant: Reimbursements based on actual costs incurred (for billing purposes,